

Ergebnis

ADAC Mini Bike Cup

2013

V2 Faßberg

am

08. – 09.06.2013

Einsteigerklasse

Kart-/Mini Bike Rennen Faßberg

Einsteiger

Kartbahn Fliegerhorst Faßberg 0,880 Km

Freies Training Gr. 1

08.06.2013 09:09

Training gestartet um 9:08:41

Pos.	Nr.	Klasse	Name	Ort	Bewerber	Beste Zeit	Diff.	Rnd.	In Rd.	km/h	Abstand
1	15	E100	Paul Fröde	GER-Hohenstein-Ernstthal	ADAC Racingteam AMC Sari	48.811		18	10	64,903	
2	37	E100	Marco Fetz	GER-Merkendorf	ADAC TEAM Nordbayern e.V	49.504	0.693	17	17	63,995	0.693
3	7	E100	Joshua Bauer	GER-Limbach/Vogtland	ADAC Sachsen Leistungszten	49.592	0.781	17	17	63,881	0.088
4	20	E100	Aaron Schäfer	GER-Schorndorf-Buhlbronn	ADAC Württemberg e.V	50.072	1.261	17	16	63,269	0.480
5	11	E100	Nicholas Niemann	GER-Borsdorf	ADAC Sachsen Leistungszten	50.300	1.489	17	15	62,982	0.228
6	29	E100	Lucas Busch	GER-Dorum	-	50.641	1.830	17	17	62,558	0.341
7	1	E100	Nicolas Czyba	GER-Oelsnitz	ADAC Racing Team AMC Sar	50.793	1.982	17	7	62,371	0.152
8	18	E100	Max Zachmann	GER-Remchingen	AMC Ettlingen e.V./ADAC No	51.024	2.213	16	16	62,088	0.231
9	4	E100	Valentin Frühauf	GER-Fraureuth	ADAC Racing Team AMC Sar	51.257	2.446	16	16	61,806	0.233
10	17	E50	Micky Winkler	GER-Schleiz	Beinlich Racing Team e.V.	51.647	2.836	17	16	61,339	0.390
11	5	E100	Benjamin Hagmaier	GER-Neulingen	AMC Ettlingen e.V./ADAC No	54.505	5.694	16	14	58,123	2.858
12	53	E50	Michelangelo Frate	ITA-München	ADAC Team Südbayern e.V.	55.411	6.600	16	15	57,173	0.906
13	2	E100	Nina Castellano	GER-Karlsruhe	AMC Ettlingen e.V./ADAC No	55.459	6.648	16	16	57,123	0.048
14	3	E50	Nick Filler	GER-Neustadt an der Orla	Beinlich Racing Team e.V.	1:02.731	13.920	14	13	50,501	7.272
15	51	E50	Tristan Walch	AUT-Lechaschau	-	1:06.667	17.856	13	5	47,520	3.936

Kart-/Mini Bike Rennen Faßberg

Einsteiger

Kartbahn Fliegerhorst Faßberg 0,880 Km

Freies Training Gr. 1

08.06.2013 09:09

Training gestartet um 9:08:41

Pos.	Nr. Cl.	Name	Jugendteam	Beste Zeit	Diff.	Zweitbeste	Rnd.	In Rd.	km/h	Abstand
E100										
1	15	Paul Fröde		48.811		49.269	18	10	64,903	
2	37	Marco Fetz		49.504	0.693	49.637	17	17	63,995	0.693
3	7	Joshua Bauer		49.592	0.781	49.794	17	17	63,881	0.088
4	20	Aaron Schäfer		50.072	1.261	50.112	17	16	63,269	0.480
5	11	Nicholas Niemann		50.300	1.489	50.919	17	15	62,982	0.228
6	29	Lucas Busch		50.641	1.830	50.647	17	17	62,558	0.341
7	1	Nicolas Czyba		50.793	1.982	50.812	17	7	62,371	0.152
8	18	Max Zachmann		51.024	2.213	51.264	16	16	62,088	0.231
9	4	Valentin Frühauf		51.257	2.446	51.779	16	16	61,806	0.233
10	5	Benjamin Hagmaier		54.505	5.694	54.572	16	14	58,123	3.248
11	2	Nina Castellano		55.459	6.648	56.026	16	16	57,123	0.954

E50

1	17	Micky Winkler		51.647		52.026	17	16	61,339	
2	53	Michelangelo Frate		55.411	3.764	56.036	16	15	57,173	3.764
3	3	Nick Filler		1:02.731	11.084	1:03.438	14	13	50,501	7.320
4	51	Tristan Walch		1:06.667	15.020	1:06.886	13	5	47,520	3.936

Kart-/Mini Bike Rennen Faßberg

Einsteiger

Kartbahn Fliegerhorst Faßberg 0,880 Km

Freies Training Gr. 1

08.06.2013 09:09

Training gestartet um 9:08:41

Runde	Rundenzeit	Diff.	Tageszeit
(15) Paul Fröde			
1	55.523	+6.712	9:10:27.311
2	51.479	+2.668	9:11:18.790
3	51.525	+2.714	9:12:10.315
4	49.845	+1.034	9:13:00.160
5	49.673	+0.862	9:13:49.833
6	51.195	+2.384	9:14:41.028
7	50.725	+1.914	9:15:31.753
8	49.407	+0.596	9:16:21.160
9	49.269	+0.458	9:17:10.429
10	48.811		9:17:59.240
11	50.374	+1.563	9:18:49.614
12	50.504	+1.693	9:19:40.118
13	49.706	+0.895	9:20:29.824
14	51.130	+2.319	9:21:20.954
15	51.162	+2.351	9:22:12.116
16	51.400	+2.589	9:23:03.516
17	51.660	+2.849	9:23:55.176
18	49.957	+1.146	9:24:45.133

Runde	Rundenzeit	Diff.	Tageszeit
(37) Marco Fetz			
1	55.683	+6.179	9:10:27.152
2	52.448	+2.944	9:11:19.600
3	53.875	+4.371	9:12:13.475
4	51.904	+2.400	9:13:05.379
5	53.542	+4.038	9:13:58.921
6	1:03.049	+13.545	9:15:01.970
7	50.154	+0.650	9:15:52.124
8	51.787	+2.283	9:16:43.911
9	1:20.798	+31.294	9:18:04.709
10	51.477	+1.973	9:18:56.186
11	50.569	+1.065	9:19:46.755
12	51.078	+1.574	9:20:37.833
13	49.637	+0.133	9:21:27.470
14	51.639	+2.135	9:22:19.109
15	49.669	+0.165	9:23:08.778
16	51.773	+2.269	9:24:00.551
17	49.504		9:24:50.055

Runde	Rundenzeit	Diff.	Tageszeit
(7) Joshua Bauer			
1	54.294	+4.702	9:10:32.560
2	52.403	+2.811	9:11:24.963
3	52.931	+3.339	9:12:17.894
4	50.540	+0.948	9:13:08.434
5	49.794	+0.202	9:13:58.228
6	50.277	+0.685	9:14:48.505
7	52.572	+2.980	9:15:41.077
8	58.616	+9.024	9:16:39.693
9	1:53.888	+1:04.296	9:18:33.581
10	52.278	+2.686	9:19:25.859
11	50.475	+0.883	9:20:16.334
12	50.901	+1.309	9:21:07.235
13	50.938	+1.346	9:21:58.173
14	51.713	+2.121	9:22:49.886
15	50.357	+0.765	9:23:40.243
16	50.240	+0.648	9:24:30.483
17	49.592		9:25:20.075

Runde	Rundenzeit	Diff.	Tageszeit
(20) Aaron Schäfer			
1	54.991	+4.919	9:10:25.521
2	53.201	+3.129	9:11:18.722
3	54.558	+4.486	9:12:13.280
4	51.910	+1.838	9:13:05.190
5	51.158	+1.086	9:13:56.348
6	52.079	+2.007	9:14:48.427

Runde	Rundenzeit	Diff.	Tageszeit
7	53.716	+3.644	9:15:42.143
8	51.815	+1.743	9:16:33.958
9	50.416	+0.344	9:17:24.374
10	50.653	+0.581	9:18:15.027
11	50.787	+0.715	9:19:05.814
12	1:47.658	+57.586	9:20:53.472
13	50.168	+0.096	9:21:43.640
14	50.112	+0.040	9:22:33.752
15	51.548	+1.476	9:23:25.300
16	50.072		9:24:15.372
17	50.747	+0.675	9:25:06.119

Runde	Rundenzeit	Diff.	Tageszeit
(11) Nicholas Niemann			
1	59.731	+9.431	9:10:42.242
2	57.475	+7.175	9:11:39.717
3	55.309	+5.009	9:12:35.026
4	54.150	+3.850	9:13:29.176
5	53.638	+3.338	9:14:22.814
6	52.722	+2.422	9:15:15.536
7	52.536	+2.236	9:16:08.072
8	52.021	+1.721	9:17:00.093
9	52.718	+2.418	9:17:52.811
10	53.398	+3.098	9:18:46.209
11	51.586	+1.286	9:19:37.795
12	51.853	+1.553	9:20:29.648
13	52.622	+2.322	9:21:22.270
14	51.712	+1.412	9:22:13.982
15	50.300		9:23:04.282
16	52.075	+1.775	9:23:56.357
17	50.919	+0.619	9:24:47.276

Runde	Rundenzeit	Diff.	Tageszeit
(29) Lucas Busch			
1	1:00.121	+9.480	9:10:55.747
2	56.254	+5.613	9:11:52.001
3	55.173	+4.532	9:12:47.174
4	54.251	+3.610	9:13:41.425
5	53.115	+2.474	9:14:34.540
6	53.236	+2.595	9:15:27.776
7	51.902	+1.261	9:16:19.678
8	52.214	+1.573	9:17:11.892
9	52.491	+1.850	9:18:04.383
10	52.163	+1.522	9:18:56.546
11	51.115	+0.474	9:19:47.661
12	51.316	+0.675	9:20:38.977
13	51.285	+0.644	9:21:30.262
14	51.999	+1.358	9:22:22.261
15	50.647	+0.006	9:23:12.908
16	51.438	+0.797	9:24:04.346
17	50.641		9:24:54.987

Runde	Rundenzeit	Diff.	Tageszeit
(1) Nicolas Czyba			
1	56.507	+5.714	9:10:39.466
2	52.883	+2.090	9:11:32.349
3	52.153	+1.360	9:12:24.502
4	53.051	+2.258	9:13:17.553
5	51.576	+0.783	9:14:09.129
6	51.340	+0.547	9:15:00.469
7	50.793		9:15:51.262
8	52.317	+1.524	9:16:43.579
9	54.643	+3.850	9:17:38.222
10	51.023	+0.230	9:18:29.245
11	51.519	+0.726	9:19:20.764
12	53.049	+2.256	9:20:13.813
13	1:37.294	+46.501	9:21:51.107
14	51.090	+0.297	9:22:42.197
15	50.925	+0.132	9:23:33.122

Runde	Rundenzeit	Diff.	Tageszeit
16	50.812	+0.019	9:24:23.934
17	51.024	+0.231	9:25:14.958

Runde	Rundenzeit	Diff.	Tageszeit
(18) Max Zachmann			
1	57.015	+5.991	9:10:50.487
2	1:30.365	+39.341	9:12:20.852
3	57.414	+6.390	9:13:18.266
4	54.076	+3.052	9:14:12.342
5	53.915	+2.891	9:15:06.257
6	53.341	+2.317	9:15:59.598
7	52.883	+1.859	9:16:52.481
8	53.726	+2.702	9:17:46.207
9	53.687	+2.663	9:18:39.894
10	51.927	+0.903	9:19:31.821
11	51.915	+0.891	9:20:23.736
12	54.249	+3.225	9:21:17.985
13	53.982	+2.958	9:22:11.967
14	51.264	+0.240	9:23:03.231
15	52.598	+1.574	9:23:55.829
16	51.024		9:24:46.853

Runde	Rundenzeit	Diff.	Tageszeit
(4) Valentin Frühauf			
1	1:01.903	+10.646	9:10:41.913
2	56.508	+5.251	9:11:38.421
3	56.361	+5.104	9:12:34.782
4	55.553	+4.296	9:13:30.335
5	56.482	+5.225	9:14:26.817
6	52.771	+1.514	9:15:19.588
7	1:37.486	+46.229	9:16:57.074
8	53.417	+2.160	9:17:50.491
9	52.413	+1.156	9:18:42.904
10	52.396	+1.139	9:19:35.300
11	54.011	+2.754	9:20:29.311
12	53.797	+2.540	9:21:23.108
13	51.939	+0.682	9:22:15.047
14	51.779	+0.522	9:23:06.826
15	51.800	+0.543	9:23:58.626
16	51.257		9:24:49.883

Runde	Rundenzeit	Diff.	Tageszeit
(17) Micky Winkler			
1	55.380	+3.733	9:10:31.022
2	53.890	+2.243	9:11:24.912
3	54.189	+2.542	9:12:19.101
4	53.755	+2.108	9:13:12.856
5	52.517	+0.870	9:14:05.373
6	52.510	+0.863	9:14:57.883
7	52.408	+0.761	9:15:50.291
8	53.228	+1.581	9:16:43.519
9	56.276	+4.629	9:17:39.795
10	53.566	+1.919	9:18:33.361
11	54.125	+2.478	9:19:27.486
12	52.026	+0.379	9:20:19.512
13	52.103	+0.456	9:21:11.615
14	52.869	+1.222	9:22:04.484
15	54.114	+2.467	9:22:58.598
16	51.647		9:23:50.245
17	52.432	+0.785	9:24:42.677

Runde	Rundenzeit	Diff.	Tageszeit
(5) Benjamin Hagmaier			
1	1:04.334	+9.829	9:10:59.807
2	1:00.253	+5.748	9:12:00.060
3	57.643	+3.138	9:12:57.703
4	56.171	+1.666	9:13:53.874
5	57.080	+2.575	9:14:50.954
6	55.662	+1.157	9:15:46.616
7	55.497	+0.992	9:16:42.113

Zeitnahme & Auswertung: Camp-Company GmbH, Obmann Ernst Willems, Trier

Orbits

Rennleiter: Zeitnahme:

Reg.Nr. Kart: CK01/13 - MiniBike: r03/13

Aushang:



www.mylaps.com

Ergebnisse vorbehaltlich der technischen Nachuntersuchung.

Lizensiert für Camp Company GmbH

Kart-/Mini Bike Rennen Faßberg

Einsteiger

Kartbahn Fliegerhorst Faßberg 0,880 Km

Freies Training Gr. 1

08.06.2013 09:09

Training gestartet um 9:08:41

Runde	Rundenzeit	Diff.	Tageszeit
8	56.459	+1.954	9:17:38.572
9	54.572	+0.067	9:18:33.144
10	54.963	+0.458	9:19:28.107
11	54.694	+0.189	9:20:22.801
12	55.046	+0.541	9:21:17.847
13	56.135	+1.630	9:22:13.982
14	54.505		9:23:08.487
15	56.445	+1.940	9:24:04.932
16	57.192	+2.687	9:25:02.124

Runde	Rundenzeit	Diff.	Tageszeit
4	1:07.197	+0.530	9:14:34.950
5	1:06.667		9:15:41.617
6	1:07.303	+0.636	9:16:48.920
7	1:07.348	+0.681	9:17:56.268
8	1:08.450	+1.783	9:19:04.718
9	1:09.830	+3.163	9:20:14.548
10	1:08.569	+1.902	9:21:23.117
11	1:07.718	+1.051	9:22:30.835
12	1:09.133	+2.466	9:23:39.968
13	1:06.886	+0.219	9:24:46.854

Runde	Rundenzeit	Diff.	Tageszeit
-------	------------	-------	-----------

(53) Michelangelo Frate

1	1:02.942	+7.531	9:10:48.548
2	1:00.893	+5.482	9:11:49.441
3	1:00.807	+5.396	9:12:50.248
4	58.880	+3.469	9:13:49.128
5	58.185	+2.774	9:14:47.313
6	58.736	+3.325	9:15:46.049
7	1:02.815	+7.404	9:16:48.864
8	57.138	+1.727	9:17:46.002
9	1:00.746	+5.335	9:18:46.748
10	59.788	+4.377	9:19:46.536
11	56.684	+1.273	9:20:43.220
12	56.036	+0.625	9:21:39.256
13	56.857	+1.446	9:22:36.113
14	58.892	+3.481	9:23:35.005
15	55.411		9:24:30.416
16	56.161	+0.750	9:25:26.577

(2) Nina Castellano

1	1:02.983	+7.524	9:10:41.521
2	1:01.455	+5.996	9:11:42.976
3	1:00.243	+4.784	9:12:43.219
4	1:00.657	+5.198	9:13:43.876
5	58.948	+3.489	9:14:42.824
6	59.321	+3.862	9:15:42.145
7	1:00.625	+5.166	9:16:42.770
8	58.821	+3.362	9:17:41.591
9	56.869	+1.410	9:18:38.460
10	56.649	+1.190	9:19:35.109
11	56.160	+0.701	9:20:31.269
12	56.026	+0.567	9:21:27.295
13	56.881	+1.422	9:22:24.176
14	56.584	+1.125	9:23:20.760
15	56.600	+1.141	9:24:17.360
16	55.459		9:25:12.819

(3) Nick Filler

1	1:09.204	+6.473	9:11:07.898
2	1:10.167	+7.436	9:12:18.065
3	1:05.344	+2.613	9:13:23.409
4	1:05.612	+2.881	9:14:29.021
5	1:05.065	+2.334	9:15:34.086
6	1:04.035	+1.304	9:16:38.121
7	1:04.141	+1.410	9:17:42.262
8	1:04.015	+1.284	9:18:46.277
9	1:04.179	+1.448	9:19:50.456
10	1:03.707	+0.976	9:20:54.163
11	1:03.863	+1.132	9:21:58.026
12	1:03.876	+1.145	9:23:01.902
13	1:02.731		9:24:04.633
14	1:03.438	+0.707	9:25:08.071

(51) Tristan Walch

1	1:12.739	+6.072	9:11:06.820
2	1:12.953	+6.286	9:12:19.773
3	1:07.980	+1.313	9:13:27.753

Kart-/Mini Bike Rennen Faßberg

Einsteiger

Kartbahn Fliegerhorst Faßberg 0,880 Km

Freies Training Gr. 2

08.06.2013 09:27

Training gestartet um 9:27:15

Pos.	Nr.	Klasse	Name	Ort	Bewerber	Beste Zeit	Diff.	Rnd.	In Rd.	km/h	Abstand
1	50	E100	Ondrej Vostatek	CZE-Prague 4	COMPOS Racing Team	47.875		18	15	66,172	
2	9	E100	Timon Salewski	GER-Bardowick	Team Müller Motorradteile	49.053	1.178	17	12	64,583	1.178
3	25	E100	Jan-Ole Jähnig	GER-Saara OT Lehdorf	jähnig metal racing team	49.241	1.366	17	16	64,337	0.188
4	12	E100	Noel Cosic	GER-Hainburg	AMC Ettlingen e.V.	49.726	1.851	17	14	63,709	0.485
5	16	E100	Sophia Liebschner	GER-Untersiemau	ADAC TEAM Nordbayern e.V	49.802	1.927	17	13	63,612	0.076
6	10	E100	Troy Bude	GER-Pößneck	Beinlich Racing Team e.V.	49.961	2.086	17	14	63,409	0.159
7	8	E100	Lukas Franke	GER-Naumburg	ADAC Racing Team AMC Sar	51.019	3.144	17	17	62,095	1.058
8	52	E100	Petr Svoboda	CZE-Ostrova?ice	-	51.334	3.459	15	8	61,713	0.315
9	27	E50	Lucas Schaba	GER-Münzenberg	Beinlich Racing Team e.V.	52.110	4.235	15	10	60,794	0.776
10	23	E100	Mauro Herget	GER-Karlstadt am Main	ADAC TEAM Nordbayern e.V	54.119	6.244	14	13	58,538	2.009
11	21	E50	Elias Celik	GER-Ober-Ramstadt	Amc Ettlingen	54.439	6.564	15	14	58,194	0.320
12	89	E50	Patryk Medwediuk	GER-Friedberg	ADAC Hessen-Thüringen/MS	54.711	6.836	15	14	57,904	0.272
13	6	E50	Mika Christiansen	GER-Hamburg	ADAC Team Hansa e.V.	1:30.117	42.242	4	3	35,154	35.406

Kart-/Mini Bike Rennen Faßberg

Einsteiger Kartbahn Fliegerhorst Faßberg 0,880 Km

Freies Training Gr. 2 08.06.2013 09:27

Training gestartet um 9:27:15

Pos.	Nr.	Klasse	Name	Ort	Bewerber	Beste Zeit	Diff.	Rnd.	In Rd.	km/h	Abstand
E100											
1	50	E100	Ondrej Vostatek	CZE-Prague 4	COMPOS Racing Team	47.875		18	15	66,172	
2	9	E100	Timon Salewski	GER-Bardowick	Team Müller Motorradteile	49.053	1.178	17	12	64,583	1.178
3	25	E100	Jan-Ole Jähmig	GER-Saara OT Lehdorf	jähmig metal racing team	49.241	1.366	17	16	64,337	0.188
4	12	E100	Noel Cosic	GER-Hainburg	AMC Ettlingen e.V.	49.726	1.851	17	14	63,709	0.485
5	16	E100	Sophia Liebschner	GER-Untersiemau	ADAC TEAM Nordbayern e.V	49.802	1.927	17	13	63,612	0.076
6	10	E100	Troy Bude	GER-Pößneck	Beinlich Racing Team e.V.	49.961	2.086	17	14	63,409	0.159
7	8	E100	Lukas Franke	GER-Naumburg	ADAC Racing Team AMC Sar	51.019	3.144	17	17	62,095	1.058
8	52	E100	Petr Svoboda	CZE-Ostrova?ice	-	51.334	3.459	15	8	61,713	0.315
9	23	E100	Mauro Herget	GER-Karlstadt am Main	ADAC TEAM Nordbayern e.V	54.119	6.244	14	13	58,538	2.785

E50											
1	27	E50	Lucas Schaba	GER-Münzenberg	Beinlich Racing Team e.V.	52.110		15	10	60,794	
2	21	E50	Elias Celik	GER-Ober-Ramstadt	Amc Ettlingen	54.439	2.329	15	14	58,194	2.329
3	89	E50	Patryk Medwediuk	GER-Friedberg	ADAC Hessen-Thüringen/MS	54.711	2.601	15	14	57,904	0.272
4	6	E50	Mika Christiansen	GER-Hamburg	ADAC Team Hansa e.V.	1:30.117	38.007	4	3	35,154	35.406

Kart-/Mini Bike Rennen Faßberg

Einsteiger

Kartbahn Fliegerhorst Faßberg 0,880 Km

Freies Training Gr. 2

08.06.2013 09:27

Training gestartet um 9:27:15

Runde	Rundenzeit	Diff.	Tageszeit
(50) Ondrej Vostatek			
1	52.322	+4.447	9:28:41.782
2	50.929	+3.054	9:29:32.711
3	49.729	+1.854	9:30:22.440
4	49.324	+1.449	9:31:11.764
5	51.170	+3.295	9:32:02.934
6	49.087	+1.212	9:32:52.021
7	50.081	+2.206	9:33:42.102
8	48.564	+0.689	9:34:30.666
9	48.429	+0.554	9:35:19.095
10	48.561	+0.686	9:36:07.656
11	51.434	+3.559	9:36:59.090
12	49.533	+1.658	9:37:48.623
13	48.116	+0.241	9:38:36.739
14	48.517	+0.642	9:39:25.256
15	47.875		9:40:13.131
16	49.717	+1.842	9:41:02.848
17	48.324	+0.449	9:41:51.172
18	49.397	+1.522	9:42:40.569

Runde	Rundenzeit	Diff.	Tageszeit
(9) Timon Salewski			
1	55.300	+6.247	9:28:51.945
2	53.275	+4.222	9:29:45.220
3	53.026	+3.973	9:30:38.246
4	1:14.550	+25.497	9:31:52.796
5	49.672	+0.619	9:32:42.468
6	50.707	+1.654	9:33:33.175
7	49.311	+0.258	9:34:22.486
8	53.816	+4.763	9:35:16.302
9	49.778	+0.725	9:36:06.080
10	51.792	+2.739	9:36:57.872
11	51.624	+2.571	9:37:49.496
12	49.053		9:38:38.549
13	49.064	+0.011	9:39:27.613
14	49.211	+0.158	9:40:16.824
15	49.063	+0.010	9:41:05.887
16	49.249	+0.196	9:41:55.136
17	49.431	+0.378	9:42:44.567

Runde	Rundenzeit	Diff.	Tageszeit
(25) Jan-Ole Jähnig			
1	56.086	+6.845	9:28:51.044
2	53.314	+4.073	9:29:44.358
3	53.367	+4.126	9:30:37.725
4	1:25.971	+36.730	9:32:03.696
5	51.306	+2.065	9:32:55.002
6	50.353	+1.112	9:33:45.355
7	50.535	+1.294	9:34:35.890
8	50.200	+0.959	9:35:26.090
9	49.904	+0.663	9:36:15.994
10	51.458	+2.217	9:37:07.452
11	51.747	+2.506	9:37:59.199
12	50.067	+0.826	9:38:49.266
13	51.655	+2.414	9:39:40.921
14	49.612	+0.371	9:40:30.533
15	49.981	+0.740	9:41:20.514
16	49.241		9:42:09.755
17	54.085	+4.844	9:43:03.840

Runde	Rundenzeit	Diff.	Tageszeit
(12) Noel Cosic			
1	55.262	+5.536	9:28:57.825
2	54.711	+4.985	9:29:52.536
3	53.341	+3.615	9:30:45.877
4	51.894	+2.168	9:31:37.771
5	53.289	+3.563	9:32:31.060
6	50.997	+1.271	9:33:22.057

Runde	Rundenzeit	Diff.	Tageszeit
7	52.198	+2.472	9:34:14.255
8	54.559	+4.833	9:35:08.814
9	50.854	+1.128	9:35:59.668
10	51.008	+1.282	9:36:50.676
11	50.253	+0.527	9:37:40.929
12	49.966	+0.240	9:38:30.895
13	49.910	+0.184	9:39:20.805
14	49.726		9:40:10.531
15	49.838	+0.112	9:41:00.369
16	49.886	+0.160	9:41:50.255
17	57.347	+7.621	9:42:47.602

Runde	Rundenzeit	Diff.	Tageszeit
(16) Sophia Liebschner			
1	53.278	+3.476	9:28:44.144
2	51.201	+1.399	9:29:35.345
3	50.988	+1.186	9:30:26.333
4	51.609	+1.807	9:31:17.942
5	53.000	+3.198	9:32:10.942
6	50.283	+0.481	9:33:01.225
7	50.869	+1.067	9:33:52.094
8	50.437	+0.635	9:34:42.531
9	50.556	+0.754	9:35:33.087
10	50.040	+0.238	9:36:23.127
11	50.919	+1.117	9:37:14.046
12	50.473	+0.671	9:38:04.519
13	49.802		9:38:54.321
14	50.017	+0.215	9:39:44.338
15	50.550	+0.748	9:40:34.888
16	50.203	+0.401	9:41:25.091
17	1:36.180	+46.378	9:43:01.271

Runde	Rundenzeit	Diff.	Tageszeit
(10) Troy Bude			
1	58.808	+8.847	9:28:57.447
2	56.580	+6.619	9:29:54.027
3	54.380	+4.419	9:30:48.407
4	52.178	+2.217	9:31:40.585
5	52.674	+2.713	9:32:33.259
6	51.135	+1.174	9:33:24.394
7	51.411	+1.450	9:34:15.805
8	53.637	+3.676	9:35:09.442
9	50.814	+0.853	9:36:00.256
10	50.774	+0.813	9:36:51.030
11	50.509	+0.548	9:37:41.539
12	50.625	+0.664	9:38:32.164
13	50.362	+0.401	9:39:22.526
14	49.961		9:40:12.487
15	50.315	+0.354	9:41:02.802
16	49.968	+0.007	9:41:52.770
17	50.369	+0.408	9:42:43.139

Runde	Rundenzeit	Diff.	Tageszeit
(8) Lukas Franke			
1	55.299	+4.280	9:28:50.866
2	52.671	+1.652	9:29:43.537
3	53.070	+2.051	9:30:36.607
4	52.168	+1.149	9:31:28.775
5	52.302	+1.283	9:32:21.077
6	52.409	+1.390	9:33:13.486
7	53.099	+2.080	9:34:06.585
8	51.020	+0.001	9:34:57.605
9	51.466	+0.447	9:35:49.071
10	52.071	+1.052	9:36:41.142
11	51.678	+0.659	9:37:32.820
12	51.389	+0.370	9:38:24.209
13	51.693	+0.674	9:39:15.902
14	51.575	+0.556	9:40:07.477
15	51.454	+0.435	9:40:58.931

Runde	Rundenzeit	Diff.	Tageszeit
16	51.047	+0.028	9:41:49.978
17	51.019		9:42:40.997

Runde	Rundenzeit	Diff.	Tageszeit
(52) Petr Svoboda			
1	55.734	+4.400	9:28:48.848
2	1:05.387	+14.053	9:29:54.235
3	54.758	+3.424	9:30:48.993
4	53.082	+1.748	9:31:42.075
5	1:46.507	+55.173	9:33:28.582
6	53.236	+1.902	9:34:21.818
7	52.590	+1.256	9:35:14.408
8	51.334		9:36:05.742
9	53.081	+1.747	9:36:58.823
10	53.401	+2.067	9:37:52.224
11	52.067	+0.733	9:38:44.291
12	51.753	+0.419	9:39:36.044
13	52.403	+1.069	9:40:28.447
14	52.538	+1.204	9:41:20.985
15	53.133	+1.799	9:42:14.118

Runde	Rundenzeit	Diff.	Tageszeit
(27) Lucas Schaba			
1	1:10.753	+18.643	9:29:21.696
2	1:34.901	+42.791	9:30:56.597
3	58.149	+6.039	9:31:54.746
4	54.719	+2.609	9:32:49.465
5	54.398	+2.288	9:33:43.863
6	53.429	+1.319	9:34:37.292
7	52.947	+0.837	9:35:30.239
8	52.667	+0.557	9:36:22.906
9	53.394	+1.284	9:37:16.300
10	52.110		9:38:08.410
11	52.842	+0.732	9:39:01.252
12	53.968	+1.858	9:39:55.220
13	53.579	+1.469	9:40:48.799
14	52.411	+0.301	9:41:41.210
15	52.220	+0.110	9:42:33.430

Runde	Rundenzeit	Diff.	Tageszeit
(23) Mauro Herget			
1	1:01.388	+7.269	9:29:02.332
2	59.596	+5.477	9:30:01.928
3	59.837	+5.718	9:31:01.765
4	58.305	+4.186	9:32:00.070
5	1:54.173	+1:00.054	9:33:54.243
6	56.140	+2.021	9:34:50.383
7	55.946	+1.827	9:35:46.329
8	1:11.257	+17.138	9:36:57.586
9	56.272	+2.153	9:37:53.858
10	55.247	+1.128	9:38:49.105
11	54.850	+0.731	9:39:43.955
12	54.898	+0.779	9:40:38.853
13	54.119		9:41:32.972
14	54.158	+0.039	9:42:27.130

Runde	Rundenzeit	Diff.	Tageszeit
(21) Elias Celik			
1	1:06.396	+11.957	9:29:16.905
2	1:01.430	+6.991	9:30:18.335
3	1:00.019	+5.580	9:31:18.354
4	59.314	+4.875	9:32:17.668
5	58.794	+4.355	9:33:16.462
6	57.752	+3.313	9:34:14.214
7	1:00.271	+5.832	9:35:14.485
8	56.600	+2.161	9:36:11.085
9	56.176	+1.737	9:37:07.261
10	55.527	+1.088	9:38:02.788
11	55.858	+1.419	9:38:58.646
12	56.089	+1.650	9:39:54.735



Kart-/Mini Bike Rennen Faßberg

Einsteiger

Kartbahn Fliegerhorst Faßberg 0,880 Km

Freies Training Gr. 2

08.06.2013 09:27

Training gestartet um 9:27:15

Runde	Rundenzeit	Diff.	Tageszeit
13	55.617	+1.178	9:40:50.352
14	54.439		9:41:44.791
15	55.305	+0.866	9:42:40.096

(89) Patryk Medwediuk

Runde	Rundenzeit	Diff.	Tageszeit
1	1:08.014	+13.303	9:29:14.459
2	1:03.587	+8.876	9:30:18.046
3	1:02.473	+7.762	9:31:20.519
4	1:00.785	+6.074	9:32:21.304
5	59.253	+4.542	9:33:20.557
6	57.636	+2.925	9:34:18.193
7	58.436	+3.725	9:35:16.629
8	56.367	+1.656	9:36:12.996
9	55.959	+1.248	9:37:08.955
10	55.561	+0.850	9:38:04.516
11	55.061	+0.350	9:38:59.577
12	55.486	+0.775	9:39:55.063
13	55.697	+0.986	9:40:50.760
14	54.711		9:41:45.471
15	54.971	+0.260	9:42:40.442

(6) Mika Christiansen

Runde	Rundenzeit	Diff.	Tageszeit
1	1:31.577	+1.460	9:32:35.124
2	1:34.747	+4.630	9:34:09.871
3	1:30.117		9:35:39.988
4	1:40.281	+10.164	9:37:20.269

Runde Rundenzeit Diff. Tageszeit

Runde Rundenzeit Diff. Tageszeit

Kart-/Mini Bike Rennen Faßberg

Einsteiger

Kartbahn Fliegerhorst Faßberg 0,880 Km

1. Zeittraining

08.06.2013 11:26

Qualifikation gestartet um 11:26:49

Pos.	Nr.	Klasse	Name	Ort	Bewerber	Beste Zeit	Diff.	Rnd.	In Rd.	km/h	Abstand
1	50	E100	Ondrej Vostatek	CZE-Prague 4	COMPOS Racing Team	47.354		18	15	66,900	
2	37	E100	Marco Fetz	GER-Merkendorf	ADAC TEAM Nordbayern e.V	47.937	0.583	17	14	66,087	0.583
3	25	E100	Jan-Ole Jähniq	GER-Saara OT Lehnrdorf	jähniq metal racing team	48.089	0.735	17	5	65,878	0.152
4	15	E100	Paul Fröde	GER-Hohenstein-Ernstthal	ADAC Racingteam AMC Sari	48.092	0.738	15	15	65,874	0.003
5	7	E100	Joshua Bauer	GER-Limbach/Vogtland	ADAC Sachsen Leistungszzen	48.303	0.949	18	10	65,586	0.211
6	18	E100	Max Zachmann	GER-Remchingen	AMC Ettlingen e.V./ADAC No	48.389	1.035	17	16	65,469	0.086
7	9	E100	Timon Salewski	GER-Bardowick	Team Müller Motorradteile	48.509	1.155	18	6	65,307	0.120
8	20	E100	Aaron Schäfer	GER-Schorndorf-Buhlbronn	ADAC Württemberg e.V	48.770	1.416	18	15	64,958	0.261
9	10	E100	Troy Bude	GER-Pöbneck	Beinlich Racing Team e.V.	48.887	1.533	17	16	64,803	0.117
10	12	E100	Noel Cosic	GER-Hainburg	AMC Ettlingen e.V.	49.027	1.673	16	11	64,617	0.140
11	1	E100	Nicolas Czyba	GER-Oelsnitz	ADAC Racing Team AMC Sar	49.040	1.686	9	5	64,600	0.013
12	16	E100	Sophia Liebschner	GER-Untersiemau	ADAC TEAM Nordbayern e.V	49.271	1.917	17	4	64,297	0.231
13	4	E100	Valentin Frühauf	GER-Fraureuth	ADAC Racing Team AMC Sar	49.731	2.377	17	8	63,703	0.460
14	29	E100	Lucas Busch	GER-Dorum	-	49.740	2.386	15	7	63,691	0.009
15	8	E100	Lukas Franke	GER-Naumburg	ADAC Racing Team AMC Sar	49.977	2.623	17	10	63,389	0.237
16	11	E100	Nicholas Niemann	GER-Borsdorf	ADAC Sachsen Leistungszzen	50.200	2.846	15	5	63,108	0.223
17	52	E100	Petr Svoboda	CZE-Ostrova?ice	-	50.331	2.977	16	14	62,943	0.131
18	17	E50	Micky Winkler	GER-Schleiz	Beinlich Racing Team e.V.	50.786	3.432	17	7	62,379	0.455
19	27	E50	Lucas Schaba	GER-Münzenberg	Beinlich Racing Team e.V.	51.043	3.689	17	16	62,065	0.257
20	5	E100	Benjamin Hagmaier	GER-Neulingen	AMC Ettlingen e.V./ADAC No	51.438	4.084	16	8	61,589	0.395
21	23	E100	Mauro Herget	GER-Karlstadt am Main	ADAC TEAM Nordbayern e.V	52.342	4.988	15	12	60,525	0.904
22	21	E50	Elias Celik	GER-Ober-Ramstadt	Amc Ettlingen	53.261	5.907	16	11	59,481	0.919
23	89	E50	Patryk Medwediuk	GER-Friedberg	ADAC Hessen-Thüringen/MS	53.343	5.989	16	10	59,389	0.082
24	53	E50	Michelangelo Frate	ITA-München	ADAC Team Südbayern e.V.	53.483	6.129	16	12	59,234	0.140
25	2	E100	Nina Castellano	GER-Karlsruhe	AMC Ettlingen e.V./ADAC No	54.594	7.240	15	14	58,028	1.111
26	3	E50	Nick Filler	GER-Neustadt an der Orla	Beinlich Racing Team e.V.	1:00.594	13.240	14	13	52,282	6.000
27	51	E50	Tristan Walch	AUT-Lechaschau	-	1:02.505	15.151	14	7	50,684	1.911
28	6	E50	Mika Christiansen	GER-Hamburg	ADAC Team Hansa e.V.	1:28.478	41.124	3	3	35,806	25.973

Kart-/Mini Bike Rennen Faßberg

Einsteiger

Kartbahn Fliegerhorst Faßberg 0,880 Km

1. Zeittraining

08.06.2013 11:26

Qualifikation gestartet um 11:26:49

Pos.	Nr.	Klasse	Name	Ort	Bewerber	Beste Zeit	Diff.	Rnd.	In Rd.	km/h	Abstand
E100											
1	50	E100	Ondrej Vostatek	CZE-Prague 4	COMPOS Racing Team	47.354		18	15	66,900	
2	37	E100	Marco Fetz	GER-Merkendorf	ADAC TEAM Nordbayern e.V	47.937	0.583	17	14	66,087	0.583
3	25	E100	Jan-Ole Jähmig	GER-Saara OT Lehnndorf	jähmig metal racing team	48.089	0.735	17	5	65,878	0.152
4	15	E100	Paul Fröde	GER-Hohenstein-Ernstthal	ADAC Racingteam AMC Sari	48.092	0.738	15	15	65,874	0.003
5	7	E100	Joshua Bauer	GER-Limbach/Vogtland	ADAC Sachsen Leistungszen	48.303	0.949	18	10	65,586	0.211
6	18	E100	Max Zachmann	GER-Remchingen	AMC Ettlingen e.V./ADAC No	48.389	1.035	17	16	65,469	0.086
7	9	E100	Timon Salewski	GER-Bardowick	Team Müller Motorradteile	48.509	1.155	18	6	65,307	0.120
8	20	E100	Aaron Schäfer	GER-Schorndorf-Buhlbronn	ADAC Württemberg e.V	48.770	1.416	18	15	64,958	0.261
9	10	E100	Troy Bude	GER-Pößneck	Beinlich Racing Team e.V.	48.887	1.533	17	16	64,803	0.117
10	12	E100	Noel Cosic	GER-Hainburg	AMC Ettlingen e.V.	49.027	1.673	16	11	64,617	0.140
11	1	E100	Nicolas Czyba	GER-Oelsnitz	ADAC Racing Team AMC Sar	49.040	1.686	9	5	64,600	0.013
12	16	E100	Sophia Liebschner	GER-Untersiemau	ADAC TEAM Nordbayern e.V	49.271	1.917	17	4	64,297	0.231
13	4	E100	Valentin Frühauf	GER-Fraureuth	ADAC Racing Team AMC Sar	49.731	2.377	17	8	63,703	0.460
14	29	E100	Lucas Busch	GER-Dorum	-	49.740	2.386	15	7	63,691	0.009
15	8	E100	Lukas Franke	GER-Naumburg	ADAC Racing Team AMC Sar	49.977	2.623	17	10	63,389	0.237
16	11	E100	Nicholas Niemann	GER-Borsdorf	ADAC Sachsen Leistungszen	50.200	2.846	15	5	63,108	0.223
17	52	E100	Petr Svoboda	CZE-Ostrova?ice	-	50.331	2.977	16	14	62,943	0.131
18	5	E100	Benjamin Hagmaier	GER-Neulingen	AMC Ettlingen e.V./ADAC No	51.438	4.084	16	8	61,589	1.107
19	23	E100	Mauro Herget	GER-Karlstadt am Main	ADAC TEAM Nordbayern e.V	52.342	4.988	15	12	60,525	0.904
20	2	E100	Nina Castellano	GER-Karlsruhe	AMC Ettlingen e.V./ADAC No	54.594	7.240	15	14	58,028	2.252

E50

1	17	E50	Micky Winkler	GER-Schleiz	Beinlich Racing Team e.V.	50.786		17	7	62,379	
2	27	E50	Lucas Schaba	GER-Münzenberg	Beinlich Racing Team e.V.	51.043	0.257	17	16	62,065	0.257
3	21	E50	Elias Celik	GER-Ober-Ramstadt	Amc Ettlingen	53.261	2.475	16	11	59,481	2.218
4	89	E50	Patryk Medwediuk	GER-Friedberg	ADAC Hessen-Thüringen/MS	53.343	2.557	16	10	59,389	0.082
5	53	E50	Michelangelo Frate	ITA-München	ADAC Team Südbayern e.V.	53.483	2.697	16	12	59,234	0.140
6	3	E50	Nick Filler	GER-Neustadt an der Orla	Beinlich Racing Team e.V.	1:00.594	9.808	14	13	52,282	7.111
7	51	E50	Tristan Walch	AUT-Lechaschau	-	1:02.505	11.719	14	7	50,684	1.911
8	6	E50	Mika Christiansen	GER-Hamburg	ADAC Team Hansa e.V.	1:28.478	37.692	3	3	35,806	25.973

Kart-/Mini Bike Rennen Faßberg

Einsteiger

Kartbahn Fliegerhorst Faßberg 0,880 Km

1. Zeittraining

08.06.2013 11:26

Qualifikation gestartet um 11:26:49

Runde	Rundenzeit	Diff.	Tageszeit
(50) Ondrej Vostatek			
1	50.223	+2.869	11:45:40.351
2	49.081	+1.727	11:46:29.432
3	48.412	+1.058	11:47:17.844
4	47.996	+0.642	11:48:05.840
5	48.139	+0.785	11:48:53.979
6	48.436	+1.082	11:49:42.415
7	48.424	+1.070	11:50:30.839
8	47.902	+0.548	11:51:18.741
9	48.281	+0.927	11:52:07.022
10	48.072	+0.718	11:52:55.094
11	48.803	+1.449	11:53:43.897
12	48.196	+0.842	11:54:32.093
13	47.836	+0.482	11:55:19.929
14	47.767	+0.413	11:56:07.696
15	47.354		11:56:55.050
16	48.414	+1.060	11:57:43.464
17	47.561	+0.207	11:58:31.025
18	48.559	+1.205	11:59:19.584

Runde	Rundenzeit	Diff.	Tageszeit
(37) Marco Fetz			
1	50.494	+2.557	11:28:27.777
2	49.178	+1.241	11:29:16.955
3	49.407	+1.470	11:30:06.362
4	51.434	+3.497	11:30:57.796
5	49.795	+1.858	11:31:47.591
6	49.221	+1.284	11:32:36.812
7	1:33.904	+45.967	11:34:10.716
8	48.747	+0.810	11:34:59.463
9	49.668	+1.731	11:35:49.131
10	48.340	+0.403	11:36:37.471
11	49.953	+2.016	11:37:27.424
12	51.324	+3.387	11:38:18.748
13	48.264	+0.327	11:39:07.012
14	47.937		11:39:54.949
15	48.628	+0.691	11:40:43.577
16	50.206	+2.269	11:41:33.783
17	49.337	+1.400	11:42:23.120

Runde	Rundenzeit	Diff.	Tageszeit
(25) Jan-Ole Jähniß			
1	50.936	+2.847	11:46:29.098
2	49.621	+1.532	11:47:18.719
3	48.600	+0.511	11:48:07.319
4	48.966	+0.877	11:48:56.285
5	48.089		11:49:44.374
6	48.828	+0.739	11:50:33.202
7	48.415	+0.326	11:51:21.617
8	48.341	+0.252	11:52:09.958
9	48.214	+0.125	11:52:58.172
10	48.555	+0.466	11:53:46.727
11	48.817	+0.728	11:54:35.544
12	48.372	+0.283	11:55:23.916
13	48.239	+0.150	11:56:12.155
14	50.756	+2.667	11:57:02.911
15	1:15.331	+27.242	11:58:18.242
16	50.698	+2.609	11:59:08.940
17	54.936	+6.847	12:00:03.876

Runde	Rundenzeit	Diff.	Tageszeit
(15) Paul Fröde			
1	49.731	+1.639	11:29:15.399
2	49.008	+0.916	11:30:04.407
3	50.338	+2.246	11:30:54.745
4	49.114	+1.022	11:31:43.859
5	49.186	+1.094	11:32:33.045
6	49.055	+0.963	11:33:22.100

Runde	Rundenzeit	Diff.	Tageszeit
7	49.635	+1.543	11:34:11.735
8	48.283	+0.191	11:35:00.018
9	49.574	+1.482	11:35:49.592
10	48.277	+0.185	11:36:37.869
11	49.857	+1.765	11:37:27.726
12	1:01.880	+13.788	11:38:29.606
13	48.198	+0.106	11:39:17.804
14	48.122	+0.030	11:40:05.926
15	48.092		11:40:54.018

Runde	Rundenzeit	Diff.	Tageszeit
(7) Joshua Bauer			
1	51.821	+3.518	11:28:36.661
2	49.356	+1.053	11:29:26.017
3	48.497	+0.194	11:30:14.514
4	49.729	+1.426	11:31:04.243
5	49.516	+1.213	11:31:53.759
6	49.671	+1.368	11:32:43.430
7	48.338	+0.035	11:33:31.768
8	48.335	+0.032	11:34:20.103
9	50.139	+1.836	11:35:10.242
10	48.303		11:35:58.545
11	49.266	+0.963	11:36:47.811
12	48.741	+0.438	11:37:36.552
13	51.208	+2.905	11:38:27.760
14	48.889	+0.586	11:39:16.649
15	48.391	+0.088	11:40:05.040
16	48.757	+0.454	11:40:53.797
17	49.351	+1.048	11:41:43.148
18	49.681	+1.378	11:42:32.829

Runde	Rundenzeit	Diff.	Tageszeit
(18) Max Zachmann			
1	54.816	+6.427	11:28:43.158
2	54.017	+5.628	11:29:37.175
3	53.435	+5.046	11:30:30.610
4	50.919	+2.530	11:31:21.529
5	49.203	+0.814	11:32:10.732
6	51.620	+3.231	11:33:02.352
7	48.653	+0.264	11:33:51.005
8	49.439	+1.050	11:34:40.444
9	49.568	+1.179	11:35:30.012
10	52.022	+3.633	11:36:22.034
11	49.178	+0.789	11:37:11.212
12	50.204	+1.815	11:38:01.416
13	48.840	+0.451	11:38:50.256
14	49.273	+0.884	11:39:39.529
15	49.790	+1.401	11:40:29.319
16	48.389		11:41:17.708
17	50.005	+1.616	11:42:07.713

Runde	Rundenzeit	Diff.	Tageszeit
(9) Timon Salewski			
1	52.648	+4.139	11:45:42.738
2	50.183	+1.674	11:46:32.921
3	49.260	+0.751	11:47:22.181
4	48.902	+0.393	11:48:11.083
5	49.040	+0.531	11:49:00.123
6	48.509		11:49:48.632
7	50.310	+1.801	11:50:38.942
8	49.666	+1.157	11:51:28.608
9	50.975	+2.466	11:52:19.583
10	49.040	+0.531	11:53:08.623
11	48.730	+0.221	11:53:57.353
12	49.145	+0.636	11:54:46.498
13	49.188	+0.679	11:55:35.686
14	49.130	+0.621	11:56:24.816
15	51.211	+2.702	11:57:16.027
16	50.130	+1.621	11:58:06.157

Runde	Rundenzeit	Diff.	Tageszeit
17	49.354	+0.845	11:58:55.511
18	49.309	+0.800	11:59:44.820

Runde	Rundenzeit	Diff.	Tageszeit
(20) Aaron Schäfer			
1	50.118	+1.348	11:28:28.084
2	49.213	+0.443	11:29:17.297
3	49.485	+0.715	11:30:06.782
4	52.090	+3.320	11:30:58.872
5	49.712	+0.942	11:31:48.584
6	48.825	+0.055	11:32:37.409
7	49.856	+1.086	11:33:27.265
8	50.184	+1.414	11:34:17.449
9	49.239	+0.469	11:35:06.688
10	48.971	+0.201	11:35:55.659
11	49.372	+0.602	11:36:45.031
12	49.700	+0.930	11:37:34.731
13	50.702	+1.932	11:38:25.433
14	48.867	+0.097	11:39:14.300
15	48.770		11:40:03.070
16	48.908	+0.138	11:40:51.978
17	49.143	+0.373	11:41:41.121
18	51.542	+2.772	11:42:32.663

Runde	Rundenzeit	Diff.	Tageszeit
(10) Troy Bude			
1	55.577	+6.690	11:45:57.256
2	53.648	+4.761	11:46:50.904
3	51.035	+2.148	11:47:41.939
4	52.005	+3.118	11:48:33.944
5	50.767	+1.880	11:49:24.711
6	49.629	+0.742	11:50:14.340
7	49.369	+0.482	11:51:03.709
8	50.281	+1.394	11:51:53.990
9	49.832	+0.945	11:52:43.822
10	49.319	+0.432	11:53:33.141
11	49.530	+0.643	11:54:22.671
12	49.364	+0.477	11:55:12.035
13	49.408	+0.521	11:56:01.443
14	49.573	+0.686	11:56:51.016
15	49.385	+0.498	11:57:40.401
16	48.887		11:58:29.288
17	49.884	+0.997	11:59:19.172

Runde	Rundenzeit	Diff.	Tageszeit
(12) Noel Cosic			
1	54.918	+5.891	11:45:54.611
2	53.205	+4.178	11:46:47.816
3	50.350	+1.323	11:47:38.166
4	53.075	+4.048	11:48:31.241
5	50.708	+1.681	11:49:21.949
6	50.103	+1.076	11:50:12.052
7	49.164	+0.137	11:51:01.216
8	49.138	+0.111	11:51:50.354
9	49.668	+0.641	11:52:40.022
10	49.116	+0.089	11:53:29.138
11	49.027		11:54:18.165
12	50.491	+1.464	11:55:08.656
13	50.152	+1.125	11:55:58.808
14	49.125	+0.098	11:56:47.933
15	51.646	+2.619	11:57:39.579
16	49.312	+0.285	11:58:28.891

Runde	Rundenzeit	Diff.	Tageszeit
(1) Nicolas Czyba			
1	50.376	+1.336	11:29:16.321
2	49.403	+0.363	11:30:05.724
3	51.115	+2.075	11:30:56.839
4	50.419	+1.379	11:31:47.258
5	49.040		11:32:36.298

Kart-/Mini Bike Rennen Faßberg

Einsteiger

Kartbahn Fliegerhorst Faßberg 0,880 Km

1. Zeittraining

08.06.2013 11:26

Qualifikation gestartet um 11:26:49

Runde	Rundenzeit	Diff.	Tageszeit
6	49.866	+0.826	11:33:26.164
7	49.965	+0.925	11:34:16.129
8	49.907	+0.867	11:35:06.036
9	49.046	+0.006	11:35:55.082

(16) Sophia Liebschner

Runde	Rundenzeit	Diff.	Tageszeit
1	52.598	+3.327	11:45:43.143
2	50.119	+0.848	11:46:33.262
3	49.425	+0.154	11:47:22.687
4	49.271		11:48:11.958
5	49.541	+0.270	11:49:01.499
6	49.331	+0.060	11:49:50.830
7	49.864	+0.593	11:50:40.694
8	49.967	+0.696	11:51:30.661
9	51.306	+2.035	11:52:21.967
10	50.020	+0.749	11:53:11.987
11	50.148	+0.877	11:54:02.135
12	50.424	+1.153	11:54:52.559
13	50.969	+1.698	11:55:43.528
14	1:16.459	+27.188	11:56:59.987
15	50.727	+1.456	11:57:50.714
16	51.114	+1.843	11:58:41.828
17	52.366	+3.095	11:59:34.194

(4) Valentin Frühauf

Runde	Rundenzeit	Diff.	Tageszeit
1	52.271	+2.540	11:28:32.278
2	50.294	+0.563	11:29:22.572
3	50.229	+0.498	11:30:12.801
4	53.841	+4.110	11:31:06.642
5	51.763	+2.032	11:31:58.405
6	51.080	+1.349	11:32:49.485
7	50.998	+1.267	11:33:40.483
8	49.731		11:34:30.214
9	50.651	+0.920	11:35:20.865
10	55.855	+6.124	11:36:16.720
11	51.141	+1.410	11:37:07.861
12	50.125	+0.394	11:37:57.986
13	50.661	+0.930	11:38:48.647
14	50.982	+1.251	11:39:39.629
15	53.558	+3.827	11:40:33.187
16	53.182	+3.451	11:41:26.369
17	50.649	+0.918	11:42:17.018

(29) Lucas Busch

Runde	Rundenzeit	Diff.	Tageszeit
1	53.027	+3.287	11:28:50.691
2	50.939	+1.199	11:29:41.630
3	52.529	+2.789	11:30:34.159
4	53.588	+3.848	11:31:27.747
5	50.421	+0.681	11:32:18.168
6	50.421	+0.681	11:33:08.589
7	49.740		11:33:58.329
8	52.293	+2.553	11:34:50.622
9	2:01.920	+1:12.180	11:36:52.542
10	50.429	+0.689	11:37:42.971
11	49.840	+0.100	11:38:32.811
12	53.963	+4.223	11:39:26.774
13	51.701	+1.961	11:40:18.475
14	49.914	+0.174	11:41:08.389
15	51.004	+1.264	11:41:59.393

(8) Lukas Franke

Runde	Rundenzeit	Diff.	Tageszeit
1	53.807	+3.830	11:45:47.055
2	51.212	+1.235	11:46:38.267
3	52.066	+2.089	11:47:30.333
4	51.098	+1.121	11:48:21.431
5	51.132	+1.155	11:49:12.563

Runde	Rundenzeit	Diff.	Tageszeit
6	50.556	+0.579	11:50:03.119
7	51.371	+1.394	11:50:54.490
8	51.081	+1.104	11:51:45.571
9	59.634	+9.657	11:52:45.205
10	49.977		11:53:35.182
11	50.463	+0.486	11:54:25.645
12	50.335	+0.358	11:55:15.980
13	50.151	+0.174	11:56:06.131
14	50.452	+0.475	11:56:56.583
15	51.421	+1.444	11:57:48.004
16	52.379	+2.402	11:58:40.383
17	50.370	+0.393	11:59:30.753

(11) Nicholas Niemann

Runde	Rundenzeit	Diff.	Tageszeit
1	51.824	+1.624	11:28:30.927
2	51.062	+0.862	11:29:21.989
3	50.364	+0.164	11:30:12.353
4	51.718	+1.518	11:31:04.071
5	50.200		11:31:54.271
6	50.302	+0.102	11:32:44.573
7	50.596	+0.396	11:33:35.169
8	50.859	+0.659	11:34:26.028
9	2:28.870	+1:38.670	11:36:54.898
10	50.941	+0.741	11:37:45.839
11	50.801	+0.601	11:38:36.640
12	52.691	+2.491	11:39:29.331
13	51.349	+1.149	11:40:20.680
14	50.840	+0.640	11:41:11.520
15	51.259	+1.059	11:42:02.779

(52) Petr Svoboda

Runde	Rundenzeit	Diff.	Tageszeit
1	52.659	+2.328	11:45:46.033
2	51.616	+1.285	11:46:37.649
3	51.846	+1.515	11:47:29.495
4	51.574	+1.243	11:48:21.069
5	51.107	+0.776	11:49:12.176
6	50.746	+0.415	11:50:02.922
7	1:02.006	+11.675	11:51:04.928
8	50.507	+0.176	11:51:55.435
9	1:25.057	+34.726	11:53:20.492
10	50.476	+0.145	11:54:10.968
11	51.019	+0.688	11:55:01.987
12	50.554	+0.223	11:55:52.541
13	50.761	+0.430	11:56:43.302
14	50.331		11:57:33.633
15	50.475	+0.144	11:58:24.108
16	50.386	+0.055	11:59:14.494

(17) Micky Winkler

Runde	Rundenzeit	Diff.	Tageszeit
1	53.818	+3.032	11:28:39.950
2	51.708	+0.922	11:29:31.658
3	51.486	+0.700	11:30:23.144
4	51.617	+0.831	11:31:14.761
5	52.128	+1.342	11:32:06.889
6	51.466	+0.680	11:32:58.355
7	50.786		11:33:49.141
8	51.167	+0.381	11:34:40.308
9	51.053	+0.267	11:35:31.361
10	51.282	+0.496	11:36:22.643
11	52.006	+1.220	11:37:14.649
12	50.866	+0.080	11:38:05.515
13	51.334	+0.548	11:38:56.849
14	53.610	+2.824	11:39:50.459
15	52.123	+1.337	11:40:42.582
16	51.181	+0.395	11:41:33.763
17	50.934	+0.148	11:42:24.697

Runde	Rundenzeit	Diff.	Tageszeit
(27) Lucas Schaba			
1	54.792	+3.749	11:45:54.416
2	54.120	+3.077	11:46:48.536
3	53.029	+1.986	11:47:41.565
4	52.969	+1.926	11:48:34.534
5	51.692	+0.649	11:49:26.226
6	52.723	+1.680	11:50:18.949
7	51.400	+0.357	11:51:10.349
8	51.905	+0.862	11:52:02.254
9	51.343	+0.300	11:52:53.597
10	52.002	+0.959	11:53:45.599
11	51.894	+0.851	11:54:37.493
12	51.168	+0.125	11:55:28.661
13	51.503	+0.460	11:56:20.164
14	51.102	+0.059	11:57:11.266
15	51.080	+0.037	11:58:02.346
16	51.043		11:58:53.389
17	51.193	+0.150	11:59:44.582

(5) Benjamin Hagmaier

Runde	Rundenzeit	Diff.	Tageszeit
1	55.569	+4.131	11:28:47.600
2	53.259	+1.821	11:29:40.859
3	53.061	+1.623	11:30:33.920
4	54.575	+3.137	11:31:28.495
5	51.946	+0.508	11:32:20.441
6	53.189	+1.751	11:33:13.630
7	52.802	+1.364	11:34:06.432
8	51.438		11:34:57.870
9	53.085	+1.647	11:35:50.955
10	51.609	+0.171	11:36:42.564
11	53.755	+2.317	11:37:36.319
12	54.626	+3.188	11:38:30.945
13	53.070	+1.632	11:39:24.015
14	51.491	+0.053	11:40:15.506
15	51.632	+0.194	11:41:07.138
16	53.887	+2.449	11:42:01.025

(23) Mauro Herget

Runde	Rundenzeit	Diff.	Tageszeit
1	58.964	+6.622	11:45:56.999
2	1:37.035	+44.693	11:47:34.034
3	57.071	+4.729	11:48:31.105
4	54.811	+2.469	11:49:25.916
5	1:17.935	+25.593	11:50:43.851
6	54.674	+2.332	11:51:38.525
7	53.517	+1.175	11:52:32.042
8	53.036	+0.694	11:53:25.078
9	52.775	+0.433	11:54:17.853
10	52.863	+0.521	11:55:10.716
11	1:22.580	+30.238	11:56:33.296
12	52.342		11:57:25.638
13	52.347	+0.005	11:58:17.985
14	52.515	+0.173	11:59:10.500
15	53.935	+1.593	12:00:04.435

(21) Elias Celik

Runde	Rundenzeit	Diff.	Tageszeit
1	59.036	+5.775	11:46:00.948
2	56.423	+3.162	11:46:57.371
3	55.371	+2.110	11:47:52.742
4	55.413	+2.152	11:48:48.155
5	54.269	+1.008	11:49:42.424
6	55.111	+1.850	11:50:37.535
7	54.619	+1.358	11:51:32.154
8	53.661	+0.400	11:52:25.815
9	53.595	+0.334	11:53:19.410
10	53.444	+0.183	11:54:12.854

Kart-/Mini Bike Rennen Faßberg

Einsteiger

Kartbahn Fliegerhorst Faßberg 0,880 Km

1. Zeittraining

08.06.2013 11:26

Qualifikation gestartet um 11:26:49

Runde	Rundenzeit	Diff.	Tageszeit
11	53.261		11:55:06.115
12	54.558	+1.297	11:56:00.673
13	53.860	+0.599	11:56:54.533
14	53.300	+0.039	11:57:47.833
15	53.855	+0.594	11:58:41.688
16	53.503	+0.242	11:59:35.191

(89) Patryk Medwediuk

1	58.838	+5.495	11:45:58.317
2	57.098	+3.755	11:46:55.415
3	55.465	+2.122	11:47:50.880
4	54.663	+1.320	11:48:45.543
5	55.054	+1.711	11:49:40.597
6	54.089	+0.746	11:50:34.686
7	53.770	+0.427	11:51:28.456
8	54.603	+1.260	11:52:23.059
9	54.158	+0.815	11:53:17.217
10	53.343		11:54:10.560
11	53.465	+0.122	11:55:04.025
12	1:18.296	+24.953	11:56:22.321
13	53.538	+0.195	11:57:15.859
14	53.533	+0.190	11:58:09.392
15	53.481	+0.138	11:59:02.873
16	55.181	+1.838	11:59:58.054

(53) Michelangelo Frate

1	57.377	+3.894	11:28:41.358
2	55.556	+2.073	11:29:36.914
3	56.488	+3.005	11:30:33.402
4	56.081	+2.598	11:31:29.483
5	54.489	+1.006	11:32:23.972
6	54.215	+0.732	11:33:18.187
7	59.923	+6.440	11:34:18.110
8	1:00.751	+7.268	11:35:18.861
9	56.309	+2.826	11:36:15.170
10	54.170	+0.687	11:37:09.340
11	53.673	+0.190	11:38:03.013
12	53.483		11:38:56.496
13	53.510	+0.027	11:39:50.006
14	53.515	+0.032	11:40:43.521
15	55.675	+2.192	11:41:39.196
16	57.258	+3.775	11:42:36.454

(2) Nina Castellano

1	58.647	+4.053	11:28:58.293
2	58.719	+4.125	11:29:57.012
3	57.097	+2.503	11:30:54.109
4	58.786	+4.192	11:31:52.895
5	56.360	+1.766	11:32:49.255
6	56.833	+2.239	11:33:46.088
7	55.609	+1.015	11:34:41.697
8	56.002	+1.408	11:35:37.699
9	55.591	+0.997	11:36:33.290
10	56.093	+1.499	11:37:29.383
11	1:00.852	+6.258	11:38:30.235
12	56.419	+1.825	11:39:26.654
13	55.237	+0.643	11:40:21.891
14	54.594		11:41:16.485
15	55.154	+0.560	11:42:11.639

(3) Nick Filler

1	1:05.801	+5.207	11:28:57.643
2	1:04.887	+4.293	11:30:02.530
3	1:03.926	+3.332	11:31:06.456
4	1:03.125	+2.531	11:32:09.581
5	1:03.164	+2.570	11:33:12.745

Runde	Rundenzeit	Diff.	Tageszeit
6	1:03.250	+2.656	11:34:15.995
7	1:02.711	+2.117	11:35:18.706
8	1:03.660	+3.066	11:36:22.366
9	1:04.911	+4.317	11:37:27.277
10	1:02.692	+2.098	11:38:29.969
11	1:01.775	+1.181	11:39:31.744
12	1:01.332	+0.738	11:40:33.076
13	1:00.594		11:41:33.670
14	1:03.366	+2.772	11:42:37.036

(51) Tristan Walch

1	1:06.015	+3.510	11:28:58.178
2	1:04.915	+2.410	11:30:03.093
3	1:03.828	+1.323	11:31:06.921
4	1:03.319	+0.814	11:32:10.240
5	1:03.987	+1.482	11:33:14.227
6	1:03.500	+0.995	11:34:17.727
7	1:02.505		11:35:20.232
8	1:02.820	+0.315	11:36:23.052
9	1:03.322	+0.817	11:37:26.374
10	1:04.530	+2.025	11:38:30.904
11	1:02.900	+0.395	11:39:33.804
12	1:05.475	+2.970	11:40:39.279
13	1:07.212	+4.707	11:41:46.491
14	1:09.772	+7.267	11:42:56.263

(6) Mika Christiansen

1	1:41.836	+13.358	11:47:31.150
2	1:42.148	+13.670	11:49:13.298
3	1:28.478		11:50:41.776

Kart-/Mini Bike Rennen Faßberg

Einsteiger

Kartbahn Fliegerhorst Faßberg 0,880 Km

2. Zeittraining

08.06.2013 15:04

Qualifikation gestartet um 15:01:38

Pos.	Nr.	Klasse	Name	Ort	Bewerber	Beste Zeit	Diff.	Rnd.	In Rd.	km/h	Abstand
1	50	E100	Ondrej Vostatek	CZE-Prague 4	COMPOS Racing Team	47.897		17	9	66,142	
2	15	E100	Paul Fröde	GER-Hohenstein-Ernstthal	ADAC Racingteam AMC Sari	48.196	0.299	18	12	65,732	0.299
3	25	E100	Jan-Ole Jähmig	GER-Saara OT Lehnndorf	jähmig metal racing team	48.329	0.432	16	9	65,551	0.133
4	37	E100	Marco Fetz	GER-Merkendorf	ADAC TEAM Nordbayern e.V	48.540	0.643	14	8	65,266	0.211
5	9	E100	Timon Salewski	GER-Bardowick	Team Müller Motorradteile	48.565	0.668	17	9	65,232	0.025
6	18	E100	Max Zachmann	GER-Remchingen	AMC Ettlingen e.V./ADAC No	48.600	0.703	18	11	65,185	0.035
7	7	E100	Joshua Bauer	GER-Limbach/Vogtland	ADAC Sachsen Leistungszen	48.752	0.855	18	12	64,982	0.152
8	20	E100	Aaron Schäfer	GER-Schorndorf-Buhlbronn	ADAC Württemberg e.V	48.778	0.881	17	10	64,947	0.026
9	10	E100	Troy Bude	GER-Pößneck	Beinlich Racing Team e.V.	48.901	1.004	17	12	64,784	0.123
10	12	E100	Noel Cosic	GER-Hainburg	AMC Ettlingen e.V.	49.170	1.273	16	5	64,430	0.269
11	16	E100	Sophia Liebschner	GER-Untersiemau	ADAC TEAM Nordbayern e.V	49.359	1.462	17	14	64,183	0.189
12	8	E100	Lukas Franke	GER-Naumburg	ADAC Racing Team AMC Sar	49.415	1.518	17	10	64,110	0.056
13	1	E100	Nicolas Czyba	GER-Oelsnitz	ADAC Racing Team AMC Sar	49.577	1.680	17	5	63,901	0.162
14	52	E100	Petr Svoboda	CZE-Ostrova?ice	-	49.614	1.717	18	18	63,853	0.037
15	4	E100	Valentin Frühauf	GER-Fraureuth	ADAC Racing Team AMC Sar	49.791	1.894	17	10	63,626	0.177
16	11	E100	Nicholas Niemann	GER-Borsdorf	ADAC Sachsen Leistungszen	49.980	2.083	16	4	63,385	0.189
17	29	E100	Lucas Busch	GER-Dorum	-	50.045	2.148	15	8	63,303	0.065
18	5	E100	Benjamin Hagmaier	GER-Neulingen	AMC Ettlingen e.V./ADAC No	50.828	2.931	16	7	62,328	0.783
19	27	E50	Lucas Schaba	GER-Münzenberg	Beinlich Racing Team e.V.	50.981	3.084	17	9	62,141	0.153
20	17	E50	Micky Winkler	GER-Schleiz	Beinlich Racing Team e.V.	51.005	3.108	16	11	62,112	0.024
21	23	E100	Mauro Herget	GER-Karlstadt am Main	ADAC TEAM Nordbayern e.V	51.956	4.059	16	15	60,975	0.951
22	89	E50	Patryk Medwediuk	GER-Friedberg	ADAC Hessen-Thüringen/MS	52.513	4.616	16	16	60,328	0.557
23	21	E50	Elias Celik	GER-Ober-Ramstadt	Amc Ettlingen	52.796	4.899	16	10	60,005	0.283
24	53	E50	Michelangelo Frate	ITA-München	ADAC Team Südbayern e.V.	53.087	5.190	16	16	59,676	0.291
25	2	E100	Nina Castellano	GER-Karlsruhe	AMC Ettlingen e.V./ADAC No	53.766	5.869	16	11	58,922	0.679
26	3	E50	Nick Filler	GER-Neustadt an der Orla	Beinlich Racing Team e.V.	1:02.396	14.499	13	5	50,772	8.630
27	51	E50	Tristan Walch	AUT-Lechaschau	-	1:04.731	16.834	13	5	48,941	2.335

Kart-/Mini Bike Rennen Faßberg

Einsteiger

Kartbahn Fliegerhorst Faßberg 0,880 Km

2. Zeittraining

08.06.2013 15:04

Qualifikation gestartet um 15:01:38

Pos.	Nr.	Klasse	Name	Ort	Bewerber	Beste Zeit	Diff.	Rnd.	In Rd.	km/h	Abstand
E100											
1	50	E100	Ondrej Vostatek	CZE-Prague 4	COMPOS Racing Team	47.897		17	9	66,142	
2	15	E100	Paul Fröde	GER-Hohenstein-Ernstthal	ADAC Racingteam AMC Sari	48.196	0.299	18	12	65,732	0.299
3	25	E100	Jan-Ole Jähnig	GER-Saara OT Lehnndorf	jähnig metal racing team	48.329	0.432	16	9	65,551	0.133
4	37	E100	Marco Fetz	GER-Merkendorf	ADAC TEAM Nordbayern e.V	48.540	0.643	14	8	65,266	0.211
5	9	E100	Timon Salewski	GER-Bardowick	Team Müller Motorradteile	48.565	0.668	17	9	65,232	0.025
6	18	E100	Max Zachmann	GER-Remchingen	AMC Ettlingen e.V./ADAC No	48.600	0.703	18	11	65,185	0.035
7	7	E100	Joshua Bauer	GER-Limbach/Vogtland	ADAC Sachsen Leistungszsen	48.752	0.855	18	12	64,982	0.152
8	20	E100	Aaron Schäfer	GER-Schorndorf-Buhlbronn	ADAC Württemberg e.V	48.778	0.881	17	10	64,947	0.026
9	10	E100	Troy Bude	GER-Pößneck	Beinlich Racing Team e.V.	48.901	1.004	17	12	64,784	0.123
10	12	E100	Noel Cosic	GER-Hainburg	AMC Ettlingen e.V.	49.170	1.273	16	5	64,430	0.269
11	16	E100	Sophia Liebschner	GER-Untersiemau	ADAC TEAM Nordbayern e.V	49.359	1.462	17	14	64,183	0.189
12	8	E100	Lukas Franke	GER-Naumburg	ADAC Racing Team AMC Sar	49.415	1.518	17	10	64,110	0.056
13	1	E100	Nicolas Czyba	GER-Oelsnitz	ADAC Racing Team AMC Sar	49.577	1.680	17	5	63,901	0.162
14	52	E100	Petr Svoboda	CZE-Ostrova?ice	-	49.614	1.717	18	18	63,853	0.037
15	4	E100	Valentin Frühauf	GER-Fraureuth	ADAC Racing Team AMC Sar	49.791	1.894	17	10	63,626	0.177
16	11	E100	Nicholas Niemann	GER-Borsdorf	ADAC Sachsen Leistungszsen	49.980	2.083	16	4	63,385	0.189
17	29	E100	Lucas Busch	GER-Dorum	-	50.045	2.148	15	8	63,303	0.065
18	5	E100	Benjamin Hagmaier	GER-Neulingen	AMC Ettlingen e.V./ADAC No	50.828	2.931	16	7	62,328	0.783
19	23	E100	Mauro Herget	GER-Karlstadt am Main	ADAC TEAM Nordbayern e.V	51.956	4.059	16	15	60,975	1.128
20	2	E100	Nina Castellano	GER-Karlsruhe	AMC Ettlingen e.V./ADAC No	53.766	5.869	16	11	58,922	1.810

E50

1	27	E50	Lucas Schaba	GER-Münzenberg	Beinlich Racing Team e.V.	50.981		17	9	62,141	
2	17	E50	Micky Winkler	GER-Schleiz	Beinlich Racing Team e.V.	51.005	0.024	16	11	62,112	0.024
3	89	E50	Patryk Medwediuk	GER-Friedberg	ADAC Hessen-Thüringen/MS	52.513	1.532	16	16	60,328	1.508
4	21	E50	Elias Celik	GER-Ober-Ramstadt	Amc Ettlingen	52.796	1.815	16	10	60,005	0.283
5	53	E50	Michelangelo Frate	ITA-München	ADAC Team Südbayern e.V.	53.087	2.106	16	16	59,676	0.291
6	3	E50	Nick Filler	GER-Neustadt an der Orla	Beinlich Racing Team e.V.	1:02.396	11.415	13	5	50,772	9.309
7	51	E50	Tristan Walch	AUT-Lechaschau	-	1:04.731	13.750	13	5	48,941	2.335

Kart-/Mini Bike Rennen Faßberg

Einsteiger

Kartbahn Fliegerhorst Faßberg 0,880 Km

2. Zeittraining

08.06.2013 15:04

Qualifikation gestartet um 15:01:38

Runde	Rundenzeit	Diff.	Tageszeit
(50) Ondrej Vostatek			
1	49.935	+2.038	15:21:32.302
2	48.785	+0.888	15:22:21.087
3	48.110	+0.213	15:23:09.197
4	48.240	+0.343	15:23:57.437
5	48.222	+0.325	15:24:45.659
6	47.959	+0.062	15:25:33.618
7	48.279	+0.382	15:26:21.897
8	48.396	+0.499	15:27:10.293
9	47.897		15:27:58.190
10	49.569	+1.672	15:28:47.759
11	56.438	+8.541	15:29:44.197
12	1:34.934	+47.037	15:31:19.131
13	48.444	+0.547	15:32:07.575
14	47.910	+0.013	15:32:55.485
15	48.428	+0.531	15:33:43.913
16	49.069	+1.172	15:34:32.982
17	48.339	+0.442	15:35:21.321

Runde	Rundenzeit	Diff.	Tageszeit
(15) Paul Fröde			
1	49.608	+1.412	15:03:14.401
2	49.218	+1.022	15:04:03.619
3	50.882	+2.686	15:04:54.501
4	50.368	+2.172	15:05:44.869
5	48.809	+0.613	15:06:33.678
6	51.539	+3.343	15:07:25.217
7	50.150	+1.954	15:08:15.367
8	48.827	+0.631	15:09:04.194
9	48.502	+0.306	15:09:52.696
10	48.350	+0.154	15:10:41.046
11	50.236	+2.040	15:11:31.282
12	48.196		15:12:19.478
13	49.518	+1.322	15:13:08.996
14	48.938	+0.742	15:13:57.934
15	50.683	+2.487	15:14:48.617
16	51.675	+3.479	15:15:40.292
17	50.474	+2.278	15:16:30.766
18	50.038	+1.842	15:17:20.804

Runde	Rundenzeit	Diff.	Tageszeit
(25) Jan-Ole Jähnig			
1	51.852	+3.523	15:22:22.973
2	49.719	+1.390	15:23:12.692
3	48.732	+0.403	15:24:01.424
4	49.118	+0.789	15:24:50.542
5	48.368	+0.039	15:25:38.910
6	50.588	+2.259	15:26:29.498
7	48.578	+0.249	15:27:18.076
8	1:28.435	+40.106	15:28:46.511
9	48.329		15:29:34.840
10	48.657	+0.328	15:30:23.497
11	48.684	+0.355	15:31:12.181
12	48.519	+0.190	15:32:00.700
13	50.339	+2.010	15:32:51.039
14	50.364	+2.035	15:33:41.403
15	51.797	+3.468	15:34:33.200
16	52.183	+3.854	15:35:25.383

Runde	Rundenzeit	Diff.	Tageszeit
(37) Marco Fetz			
1	52.593	+4.053	15:03:30.110
2	50.038	+1.498	15:04:20.148
3	1:20.602	+32.062	15:05:40.750
4	52.012	+3.472	15:06:32.762
5	49.364	+0.824	15:07:22.126
6	50.608	+2.068	15:08:12.734
7	48.653	+0.113	15:09:01.387

Runde	Rundenzeit	Diff.	Tageszeit
8	48.540		15:09:49.927
9	48.581	+0.041	15:10:38.508
10	49.009	+0.469	15:11:27.517
11	49.305	+0.765	15:12:16.822
12	49.261	+0.721	15:13:06.083
13	51.345	+2.805	15:13:57.428
14	2:41.531	+1:52.991	15:16:38.959

Runde	Rundenzeit	Diff.	Tageszeit
(9) Timon Salewski			
1	51.663	+3.098	15:21:37.205
2	50.115	+1.550	15:22:27.320
3	48.969	+0.404	15:23:16.289
4	49.754	+1.189	15:24:06.043
5	1:30.082	+41.517	15:25:36.125
6	49.296	+0.731	15:26:25.421
7	49.414	+0.849	15:27:14.835
8	51.517	+2.952	15:28:06.352
9	48.565		15:28:54.917
10	48.827	+0.262	15:29:43.744
11	48.811	+0.246	15:30:32.555
12	48.766	+0.201	15:31:21.321
13	49.226	+0.661	15:32:10.547
14	49.063	+0.498	15:32:59.610
15	49.142	+0.577	15:33:48.752
16	50.943	+2.378	15:34:39.695
17	49.687	+1.122	15:35:29.382

Runde	Rundenzeit	Diff.	Tageszeit
(18) Max Zachmann			
1	53.564	+4.964	15:03:25.858
2	52.532	+3.932	15:04:18.390
3	52.525	+3.925	15:05:10.915
4	50.627	+2.027	15:06:01.542
5	49.227	+0.627	15:06:50.769
6	48.840	+0.240	15:07:39.609
7	52.464	+3.864	15:08:32.073
8	52.492	+3.892	15:09:24.565
9	48.692	+0.092	15:10:13.257
10	49.909	+1.309	15:11:03.166
11	48.600		15:11:51.766
12	49.417	+0.817	15:12:41.183
13	49.320	+0.720	15:13:30.503
14	49.040	+0.440	15:14:19.543
15	48.946	+0.346	15:15:08.489
16	51.039	+2.439	15:15:59.528
17	48.616	+0.016	15:16:48.144
18	49.592	+0.992	15:17:37.736

Runde	Rundenzeit	Diff.	Tageszeit
(7) Joshua Bauer			
1	51.056	+2.304	15:03:23.595
2	49.588	+0.836	15:04:13.183
3	50.436	+1.684	15:05:03.619
4	50.027	+1.275	15:05:53.646
5	59.569	+10.817	15:06:53.215
6	48.769	+0.017	15:07:41.984
7	49.719	+0.967	15:08:31.703
8	51.583	+2.831	15:09:23.286
9	49.344	+0.592	15:10:12.630
10	48.967	+0.215	15:11:01.597
11	48.818	+0.066	15:11:50.415
12	48.752		15:12:39.167
13	49.574	+0.822	15:13:28.741
14	50.493	+1.741	15:14:19.234
15	49.062	+0.310	15:15:08.296
16	50.992	+2.240	15:15:59.288
17	49.276	+0.524	15:16:48.564
18	58.647	+9.895	15:17:47.211

Runde	Rundenzeit	Diff.	Tageszeit
(20) Aaron Schäfer			
1	53.104	+4.326	15:03:43.097
2	49.719	+0.941	15:04:32.816
3	49.307	+0.529	15:05:22.123
4	49.579	+0.801	15:06:11.702
5	49.271	+0.493	15:07:00.973
6	48.977	+0.199	15:07:49.950
7	49.167	+0.389	15:08:39.117
8	52.076	+3.298	15:09:31.193
9	49.919	+1.141	15:10:21.112
10	48.778		15:11:09.890
11	50.195	+1.417	15:12:00.085
12	50.371	+1.593	15:12:50.456
13	50.724	+1.946	15:13:41.180
14	51.285	+2.507	15:14:32.465
15	50.440	+1.662	15:15:22.905
16	1:13.370	+24.592	15:16:36.275
17	51.538	+2.760	15:17:27.813

Runde	Rundenzeit	Diff.	Tageszeit
(10) Troy Bude			
1	51.152	+2.251	15:21:37.901
2	49.864	+0.963	15:22:27.765
3	49.529	+0.628	15:23:17.294
4	49.142	+0.241	15:24:06.436
5	49.681	+0.780	15:24:56.117
6	50.170	+1.269	15:25:46.287
7	50.091	+1.190	15:26:36.378
8	1:05.971	+17.070	15:27:42.349
9	1:04.880	+15.979	15:28:47.229
10	49.102	+0.201	15:29:36.331
11	49.198	+0.297	15:30:25.529
12	48.901		15:31:14.430
13	50.209	+1.308	15:32:04.639
14	49.129	+0.228	15:32:53.768
15	49.283	+0.382	15:33:43.051
16	49.808	+0.907	15:34:32.859
17	48.964	+0.063	15:35:21.823

Runde	Rundenzeit	Diff.	Tageszeit
(12) Noel Cosic			
1	52.546	+3.376	15:22:12.333
2	50.255	+1.085	15:23:02.588
3	49.663	+0.493	15:23:52.251
4	49.597	+0.427	15:24:41.848
5	49.170		15:25:31.018
6	1:00.674	+11.504	15:26:31.692
7	52.837	+3.667	15:27:24.529
8	50.054	+0.884	15:28:14.583
9	53.441	+4.271	15:29:08.024
10	50.029	+0.859	15:29:58.053
11	50.953	+1.783	15:30:49.006
12	1:26.551	+37.381	15:32:15.557
13	49.394	+0.224	15:33:04.951
14	49.772	+0.602	15:33:54.723
15	50.589	+1.419	15:34:45.312
16	49.625	+0.455	15:35:34.937

Runde	Rundenzeit	Diff.	Tageszeit
(16) Sophia Liebschner			
1	53.729	+4.370	15:21:44.644
2	50.501	+1.142	15:22:35.145
3	50.508	+1.149	15:23:25.653
4	50.175	+0.816	15:24:15.828
5	50.302	+0.943	15:25:06.130
6	51.249	+1.890	15:25:57.379
7	50.673	+1.314	15:26:48.052
8	50.502	+1.143	15:27:38.554

Zeitnahme & Auswertung: Camp-Company GmbH, Obmann Ernst Willems, Trier

Orbits

Rennleiter: Zeitnahme:

Reg.Nr. Kart: CK01/13 - MiniBike: r03/13

Aushang:



www.mylaps.com

Ergebnisse vorbehaltlich der technischen Nachuntersuchung.

Lizenziert für Camp Company GmbH

Kart-/Mini Bike Rennen Faßberg

Einsteiger

Kartbahn Fliegerhorst Faßberg 0,880 Km

2. Zeittraining

08.06.2013 15:04

Qualifikation gestartet um 15:01:38

Runde	Rundenzeit	Diff.	Tageszeit
9	49.559	+0.200	15:28:28.113
10	49.950	+0.591	15:29:18.063
11	49.877	+0.518	15:30:07.940
12	49.405	+0.046	15:30:57.345
13	49.515	+0.156	15:31:46.860
14	49.359		15:32:36.219
15	51.233	+1.874	15:33:27.452
16	50.966	+1.607	15:34:18.418
17	50.342	+0.983	15:35:08.760

(8) Lukas Franke

1	52.742	+3.327	15:21:43.070
2	50.690	+1.275	15:22:33.760
3	50.459	+1.044	15:23:24.219
4	50.086	+0.671	15:24:14.305
5	49.933	+0.518	15:25:04.238
6	49.920	+0.505	15:25:54.158
7	50.045	+0.630	15:26:44.203
8	58.296	+8.881	15:27:42.499
9	1:05.100	+15.685	15:28:47.599
10	49.415		15:29:37.014
11	49.457	+0.042	15:30:26.471
12	49.508	+0.093	15:31:15.979
13	49.800	+0.385	15:32:05.779
14	50.195	+0.780	15:32:55.974
15	50.693	+1.278	15:33:46.667
16	50.241	+0.826	15:34:36.908
17	49.912	+0.497	15:35:26.820

(1) Nicolas Czyba

1	52.475	+2.898	15:03:34.093
2	50.673	+1.096	15:04:24.766
3	50.672	+1.095	15:05:15.438
4	51.133	+1.556	15:06:06.571
5	49.577		15:06:56.148
6	50.109	+0.532	15:07:46.257
7	50.378	+0.801	15:08:36.635
8	50.786	+1.209	15:09:27.421
9	51.456	+1.879	15:10:18.877
10	50.164	+0.587	15:11:09.041
11	50.478	+0.901	15:11:59.519
12	50.247	+0.670	15:12:49.766
13	50.927	+1.350	15:13:40.693
14	50.438	+0.861	15:14:31.131
15	50.658	+1.081	15:15:21.789
16	50.325	+0.748	15:16:12.114
17	50.982	+1.405	15:17:03.096

(52) Petr Svoboda

1	51.143	+1.529	15:21:34.906
2	50.616	+1.002	15:22:25.522
3	50.119	+0.505	15:23:15.641
4	49.675	+0.061	15:24:05.316
5	50.405	+0.791	15:24:55.721
6	50.119	+0.505	15:25:45.840
7	49.937	+0.323	15:26:35.777
8	49.815	+0.201	15:27:25.592
9	49.808	+0.194	15:28:15.400
10	50.366	+0.752	15:29:05.766
11	50.271	+0.657	15:29:56.037
12	50.477	+0.863	15:30:46.514
13	50.395	+0.781	15:31:36.909
14	50.234	+0.620	15:32:27.143
15	49.726	+0.112	15:33:16.869
16	49.763	+0.149	15:34:06.632
17	49.860	+0.246	15:34:56.492

Runde	Rundenzeit	Diff.	Tageszeit
18	49.614		15:35:46.106

(4) Valentin Frühauf

1	51.957	+2.166	15:03:21.172
2	51.525	+1.734	15:04:12.697
3	53.266	+3.475	15:05:05.963
4	51.692	+1.901	15:05:57.655
5	50.271	+0.480	15:06:47.926
6	50.409	+0.618	15:07:38.335
7	51.746	+1.955	15:08:30.081
8	50.066	+0.275	15:09:20.147
9	50.412	+0.621	15:10:10.559
10	49.791		15:11:00.350
11	50.897	+1.106	15:11:51.247
12	50.697	+0.906	15:12:41.944
13	51.567	+1.776	15:13:33.511
14	50.125	+0.334	15:14:23.636
15	50.212	+0.421	15:15:13.848
16	53.595	+3.804	15:16:07.443
17	50.643	+0.852	15:16:58.086

(11) Nicholas Niemann

1	51.610	+1.630	15:03:21.779
2	50.721	+0.741	15:04:12.500
3	50.948	+0.968	15:05:03.448
4	49.980		15:05:53.428
5	50.280	+0.300	15:06:43.708
6	53.206	+3.226	15:07:36.914
7	1:17.956	+27.976	15:08:54.870
8	50.060	+0.080	15:09:44.930
9	50.401	+0.421	15:10:35.331
10	1:25.254	+35.274	15:12:00.585
11	50.291	+0.311	15:12:50.876
12	50.744	+0.764	15:13:41.620
13	50.328	+0.348	15:14:31.948
14	50.118	+0.138	15:15:22.066
15	50.496	+0.516	15:16:12.562
16	50.762	+0.782	15:17:03.324

(29) Lucas Busch

1	54.499	+4.454	15:04:48.025
2	1:29.748	+39.703	15:06:17.773
3	54.115	+4.070	15:07:11.888
4	50.801	+0.756	15:08:02.689
5	50.955	+0.910	15:08:53.644
6	50.635	+0.590	15:09:44.279
7	50.329	+0.284	15:10:34.608
8	50.045		15:11:24.653
9	50.460	+0.415	15:12:15.113
10	50.520	+0.475	15:13:05.633
11	51.262	+1.217	15:13:56.895
12	51.063	+1.018	15:14:47.958
13	53.877	+3.832	15:15:41.835
14	54.729	+4.684	15:16:36.564
15	50.804	+0.759	15:17:27.368

(5) Benjamin Hagmaier

1	59.562	+8.734	15:03:50.716
2	55.521	+4.693	15:04:46.237
3	53.476	+2.648	15:05:39.713
4	52.871	+2.043	15:06:32.584
5	53.626	+2.798	15:07:26.210
6	54.099	+3.271	15:08:20.309
7	50.828		15:09:11.137
8	51.336	+0.508	15:10:02.473
9	51.408	+0.580	15:10:53.881

Runde	Rundenzeit	Diff.	Tageszeit
10	51.454	+0.626	15:11:45.335
11	51.319	+0.491	15:12:36.654
12	51.767	+0.939	15:13:28.421
13	52.061	+1.233	15:14:20.482
14	50.952	+0.124	15:15:11.434
15	54.198	+3.370	15:16:05.632
16	50.872	+0.044	15:16:56.504

(27) Lucas Schaba

1	55.917	+4.936	15:21:46.095
2	52.862	+1.881	15:22:38.957
3	51.820	+0.839	15:23:30.777
4	51.463	+0.482	15:24:22.240
5	52.019	+1.038	15:25:14.259
6	51.307	+0.326	15:26:05.566
7	51.330	+0.349	15:26:56.896
8	51.121	+0.140	15:27:48.017
9	50.981		15:28:38.998
10	51.175	+0.194	15:29:30.173
11	51.283	+0.302	15:30:21.456
12	51.624	+0.643	15:31:13.080
13	51.203	+0.222	15:32:04.283
14	51.022	+0.041	15:32:55.305
15	52.152	+1.171	15:33:47.457
16	52.035	+1.054	15:34:39.492
17	51.464	+0.483	15:35:30.956

(17) Micky Winkler

1	53.965	+2.960	15:03:31.128
2	51.804	+0.799	15:04:22.932
3	51.846	+0.841	15:05:14.778
4	51.631	+0.626	15:06:06.409
5	51.173	+0.168	15:06:57.582
6	51.630	+0.625	15:07:49.212
7	51.548	+0.543	15:08:40.760
8	51.172	+0.167	15:09:31.932
9	52.510	+1.505	15:10:24.442
10	51.083	+0.078	15:11:15.525
11	51.005		15:12:06.530
12	1:38.872	+47.867	15:13:45.402
13	1:22.320	+31.315	15:15:07.722
14	53.714	+2.709	15:16:01.436
15	52.146	+1.141	15:16:53.582
16	57.130	+6.125	15:17:50.712

(23) Mauro Herget

1	57.375	+5.419	15:21:51.135
2	53.747	+1.791	15:22:44.882
3	54.106	+2.150	15:23:38.988
4	53.110	+1.154	15:24:32.098
5	52.261	+0.305	15:25:24.359
6	1:06.416	+14.460	15:26:30.775
7	1:11.321	+19.365	15:27:42.096
8	53.290	+1.334	15:28:35.386
9	52.737	+0.781	15:29:28.123
10	1:14.120	+22.164	15:30:42.243
11	51.997	+0.041	15:31:34.240
12	52.260	+0.304	15:32:26.500
13	52.429	+0.473	15:33:18.929
14	52.094	+0.138	15:34:11.023
15	51.956		15:35:02.979
16	52.374	+0.418	15:35:55.353

(89) Patryk Medwediuk

1	56.255	+3.742	15:21:48.785
2	55.075	+2.562	15:22:43.860

Zeitnahme & Auswertung: Camp-Company GmbH, Obmann Ernst Willems, Trier

Orbits

Rennleiter: Zeitnahme:

Reg.Nr. Kart: CK01/13 - MiniBike: r03/13

Aushang:



www.mylaps.com

Ergebnisse vorbehaltlich der technischen Nachuntersuchung.

Lizenziert für Camp Company GmbH

Kart-/Mini Bike Rennen Faßberg

Einsteiger

Kartbahn Fliegerhorst Faßberg 0,880 Km

2. Zeittraining

08.06.2013 15:04

Qualifikation gestartet um 15:01:38

Runde	Rundenzeit	Diff.	Tageszeit
3	54.384	+1.871	15:23:38.244
4	54.293	+1.780	15:24:32.537
5	54.353	+1.840	15:25:26.890
6	53.625	+1.112	15:26:20.515
7	53.478	+0.965	15:27:13.993
8	53.503	+0.990	15:28:07.496
9	53.153	+0.640	15:29:00.649
10	53.373	+0.860	15:29:54.022
11	53.709	+1.196	15:30:47.731
12	53.274	+0.761	15:31:41.005
13	53.344	+0.831	15:32:34.349
14	53.056	+0.543	15:33:27.405
15	54.537	+2.024	15:34:21.942
16	52.513		15:35:14.455

(21) Elias Celik

1	57.244	+4.448	15:21:51.651
2	54.607	+1.811	15:22:46.258
3	54.020	+1.224	15:23:40.278
4	53.628	+0.832	15:24:33.906
5	53.986	+1.190	15:25:27.892
6	53.208	+0.412	15:26:21.100
7	53.569	+0.773	15:27:14.669
8	54.050	+1.254	15:28:08.719
9	53.290	+0.494	15:29:02.009
10	52.796		15:29:54.805
11	53.570	+0.774	15:30:48.375
12	53.448	+0.652	15:31:41.823
13	53.034	+0.238	15:32:34.857
14	53.483	+0.687	15:33:28.340
15	54.869	+2.073	15:34:23.209
16	53.479	+0.683	15:35:16.688

(53) Michelangelo Frate

1	1:04.224	+11.137	15:03:56.122
2	55.703	+2.616	15:04:51.825
3	55.789	+2.702	15:05:47.614
4	54.779	+1.692	15:06:42.393
5	54.316	+1.229	15:07:36.709
6	54.855	+1.768	15:08:31.564
7	59.518	+6.431	15:09:31.082
8	57.551	+4.464	15:10:28.633
9	54.663	+1.576	15:11:23.296
10	54.049	+0.962	15:12:17.345
11	54.167	+1.080	15:13:11.512
12	53.378	+0.291	15:14:04.890
13	54.114	+1.027	15:14:59.004
14	53.721	+0.634	15:15:52.725
15	53.696	+0.609	15:16:46.421
16	53.087		15:17:39.508

(2) Nina Castellano

1	1:00.405	+6.639	15:03:48.278
2	55.263	+1.497	15:04:43.541
3	54.633	+0.867	15:05:38.174
4	55.300	+1.534	15:06:33.474
5	54.881	+1.115	15:07:28.355
6	54.140	+0.374	15:08:22.495
7	55.504	+1.738	15:09:17.999
8	54.591	+0.825	15:10:12.590
9	54.793	+1.027	15:11:07.383
10	54.151	+0.385	15:12:01.534
11	53.766		15:12:55.300
12	56.770	+3.004	15:13:52.070
13	54.851	+1.085	15:14:46.921
14	54.376	+0.610	15:15:41.297

Runde	Rundenzeit	Diff.	Tageszeit
15	54.612	+0.846	15:16:35.909
16	54.355	+0.589	15:17:30.264

(3) Nick Filler

1	1:07.004	+4.608	15:04:06.252
2	1:04.592	+2.196	15:05:10.844
3	1:04.852	+2.456	15:06:15.696
4	1:04.106	+1.710	15:07:19.802
5	1:02.396		15:08:22.198
6	1:02.928	+0.532	15:09:25.126
7	1:03.295	+0.899	15:10:28.421
8	1:04.031	+1.635	15:11:32.452
9	1:04.210	+1.814	15:12:36.662
10	1:04.614	+2.218	15:13:41.276
11	1:04.494	+2.098	15:14:45.770
12	1:03.977	+1.581	15:15:49.747
13	1:04.297	+1.901	15:16:54.044

(51) Tristan Walch

1	1:09.676	+4.945	15:03:56.115
2	1:06.970	+2.239	15:05:03.085
3	1:08.696	+3.965	15:06:11.781
4	1:09.080	+4.349	15:07:20.861
5	1:04.731		15:08:25.592
6	1:05.600	+0.869	15:09:31.192
7	1:06.903	+2.172	15:10:38.095
8	1:05.259	+0.528	15:11:43.354
9	1:07.143	+2.412	15:12:50.497
10	1:08.036	+3.305	15:13:58.533
11	1:06.602	+1.871	15:15:05.135
12	1:06.121	+1.390	15:16:11.256
13	1:06.697	+1.966	15:17:17.953

Kart-/Mini Bike Rennen Faßberg

Einsteiger

Kartbahn Fliegerhorst Faßberg 0,880 Km

Zeittraining gesamt

Pos.	Nr.	Klasse	Name	Bewerber	Fabrikat	Gesamtbestzeit	Diff.	R1. Beste Zeit	R2. Beste Zeit
1	50	E100	Ondrej Vostatek	COMPOS Racing Team	Honda/NSF 100	47.354		47.354	47.897
2	37	E100	Marco Fetz	ADAC TEAM Nordbayern e.V.	Honda/NSF 100	47.937	0.583	47.937	48.540
3	25	E100	Jan-Ole Jähmig	jähmig metal racing team	Honda/NSF 100	48.089	0.735	48.089	48.329
4	15	E100	Paul Fröde	ADAC Racingteam AMC Sari e.V.	Honda/NSF 100	48.092	0.738	48.092	48.196
5	7	E100	Joshua Bauer	ADAC Sachsen Leistungszentrum	Honda/NSF 100	48.303	0.949	48.303	48.752
6	18	E100	Max Zachmann	AMC Ettlingen e.V./ADAC Nordbaden e.V.	Honda/NSF 100	48.389	1.035	48.389	48.600
7	9	E100	Timon Salewski	Team Müller Motorradteile	Honda/NSF 100	48.509	1.155	48.509	48.565
8	20	E100	Aaron Schäfer	ADAC Württemberg e.V.	Honda/NSF 100	48.770	1.416	48.770	48.778
9	10	E100	Troy Bude	Beinlich Racing Team e.V.	Honda/NSF 100	48.887	1.533	48.887	48.901
10	12	E100	Noel Cosic	AMC Ettlingen e.V.	Honda/NSF 100	49.027	1.673	49.027	49.170
11	1	E100	Nicolas Czyba	ADAC Racing Team AMC Sari e.V.	Honda/NSF 100	49.040	1.686	49.040	49.577
12	16	E100	Sophia Liebschner	ADAC TEAM Nordbayern e.V.	Honda/NSF 100	49.271	1.917	49.271	49.359
13	8	E100	Lukas Franke	ADAC Racing Team AMC Sari e.V.	Honda/NSF 100	49.415	2.061	49.977	49.415
14	52	E100	Petr Svoboda	-	Honda/NSF 100	49.614	2.260	50.331	49.614
15	4	E100	Valentin Frühauf	ADAC Racing Team AMC Sari e.V.	Honda/NSF 100	49.731	2.377	49.731	49.791
16	29	E100	Lucas Busch	-	Honda/NSF 100	49.740	2.386	49.740	50.045
17	11	E100	Nicholas Niemann	ADAC Sachsen Leistungszentrum	Honda/NSF 100	49.980	2.626	50.200	49.980
18	17	E50	Micky Winkler	Beinlich Racing Team e.V.	Honda/NSR 50	50.786	3.432	50.786	51.005
19	5	E100	Benjamin Hagmaier	AMC Ettlingen e.V./ADAC Nordbaden e.V.	Honda/NSF 100	50.828	3.474	51.438	50.828
20	27	E50	Lucas Schaba	Beinlich Racing Team e.V.	Honda/NSR 50	50.981	3.627	51.043	50.981
21	23	E100	Mauro Herget	ADAC TEAM Nordbayern e.V.	Honda/NSF 100	51.956	4.602	52.342	51.956
Nicht Klassifiziert (110% = 52.089)									
22	89	E50	Patryk Medwediuk	ADAC Hessen-Thüringen/MSC Rockenberg	Honda/NSR 50	52.513	5.159	53.343	52.513
23	21	E50	Elias Celik	Amc Ettlingen	Honda/NSR 50	52.796	5.442	53.261	52.796
24	53	E50	Michelangelo Frate	ADAC Team Südbayern e.V.	Honda/NSR 50	53.087	5.733	53.483	53.087
25	2	E100	Nina Castellano	AMC Ettlingen e.V./ADAC Nordbaden e.V.	Honda/NSF 100	53.766	6.412	54.594	53.766
26	3	E50	Nick Filler	Beinlich Racing Team e.V.	Honda/NSR 50	1:00.594	13.240	1:00.594	1:02.396
27	51	E50	Tristan Walch	-	Honda/NSR 50	1:02.505	15.151	1:02.505	1:04.731
28	6	E50	Mika Christiansen	ADAC Team Hansa e.V.	Honda/NSR 50	1:28.478	41.124	1:28.478	

Kart-/Mini Bike Rennen Faßberg

Einsteiger

Kartbahn Fliegerhorst Faßberg 0,880 Km

Zeittraining gesamt

Pos.	Nr.	Klasse	Name	Bewerber	Fabrikat	Gesamtbestzeit	Diff.	R1. Beste Zeit	R2. Beste Zeit
E100									
1	50	E100	Ondrej Vostatek	COMPOS Racing Team	Honda/NSF 100	47.354		47.354	47.897
2	37	E100	Marco Fetz	ADAC TEAM Nordbayern e.V.	Honda/NSF 100	47.937	0.583	47.937	48.540
3	25	E100	Jan-Ole Jähniig	jähniig metal racing team	Honda/NSF 100	48.089	0.735	48.089	48.329
4	15	E100	Paul Fröde	ADAC Racingteam AMC Sari e.V.	Honda/NSF 100	48.092	0.738	48.092	48.196
5	7	E100	Joshua Bauer	ADAC Sachsen Leistungszentrum	Honda/NSF 100	48.303	0.949	48.303	48.752
6	18	E100	Max Zachmann	AMC Ettlingen e.V./ADAC Nordbaden e.V.	Honda/NSF 100	48.389	1.035	48.389	48.600
7	9	E100	Timon Salewski	Team Müller Motorradteile	Honda/NSF 100	48.509	1.155	48.509	48.565
8	20	E100	Aaron Schäfer	ADAC Württemberg e.V.	Honda/NSF 100	48.770	1.416	48.770	48.778
9	10	E100	Troy Bude	Beinlich Racing Team e.V.	Honda/NSF 100	48.887	1.533	48.887	48.901
10	12	E100	Noel Cosic	AMC Ettlingen e.V.	Honda/NSF 100	49.027	1.673	49.027	49.170
11	1	E100	Nicolas Czyba	ADAC Racing Team AMC Sari e.V.	Honda/NSF 100	49.040	1.686	49.040	49.577
12	16	E100	Sophia Liebschner	ADAC TEAM Nordbayern e.V.	Honda/NSF 100	49.271	1.917	49.271	49.359
13	8	E100	Lukas Franke	ADAC Racing Team AMC Sari e.V.	Honda/NSF 100	49.415	2.061	49.977	49.415
14	52	E100	Petr Svoboda	-	Honda/NSF 100	49.614	2.260	50.331	49.614
15	4	E100	Valentin Frühauf	ADAC Racing Team AMC Sari e.V.	Honda/NSF 100	49.731	2.377	49.731	49.791
16	29	E100	Lucas Busch	-	Honda/NSF 100	49.740	2.386	49.740	50.045
17	11	E100	Nicholas Niemann	ADAC Sachsen Leistungszentrum	Honda/NSF 100	49.980	2.626	50.200	49.980
18	5	E100	Benjamin Hagmaier	AMC Ettlingen e.V./ADAC Nordbaden e.V.	Honda/NSF 100	50.828	3.474	51.438	50.828
19	23	E100	Mauro Herget	ADAC TEAM Nordbayern e.V.	Honda/NSF 100	51.956	4.602	52.342	51.956
20	2	E100	Nina Castellano	AMC Ettlingen e.V./ADAC Nordbaden e.V.	Honda/NSF 100	53.766	6.412	54.594	53.766
E50									
1	17	E50	Micky Winkler	Beinlich Racing Team e.V.	Honda/NSR 50	50.786	3.432	50.786	51.005
2	27	E50	Lucas Schaba	Beinlich Racing Team e.V.	Honda/NSR 50	50.981	3.627	51.043	50.981
3	89	E50	Patryk Medwediuk	ADAC Hessen-Thüringen/MSC Rockenberg	Honda/NSR 50	52.513	5.159	53.343	52.513
4	21	E50	Elias Celik	Amc Ettlingen	Honda/NSR 50	52.796	5.442	53.261	52.796
5	53	E50	Michelangelo Frate	ADAC Team Südbayern e.V.	Honda/NSR 50	53.087	5.733	53.483	53.087
6	3	E50	Nick Filler	Beinlich Racing Team e.V.	Honda/NSR 50	1:00.594	13.240	1:00.594	1:02.396
7	51	E50	Tristan Walch	-	Honda/NSR 50	1:02.505	15.151	1:02.505	1:04.731
8	6	E50	Mika Christiansen	ADAC Team Hansa e.V.	Honda/NSR 50	1:28.478	41.124	1:28.478	

Kart-/Mini Bike Rennen Faßberg


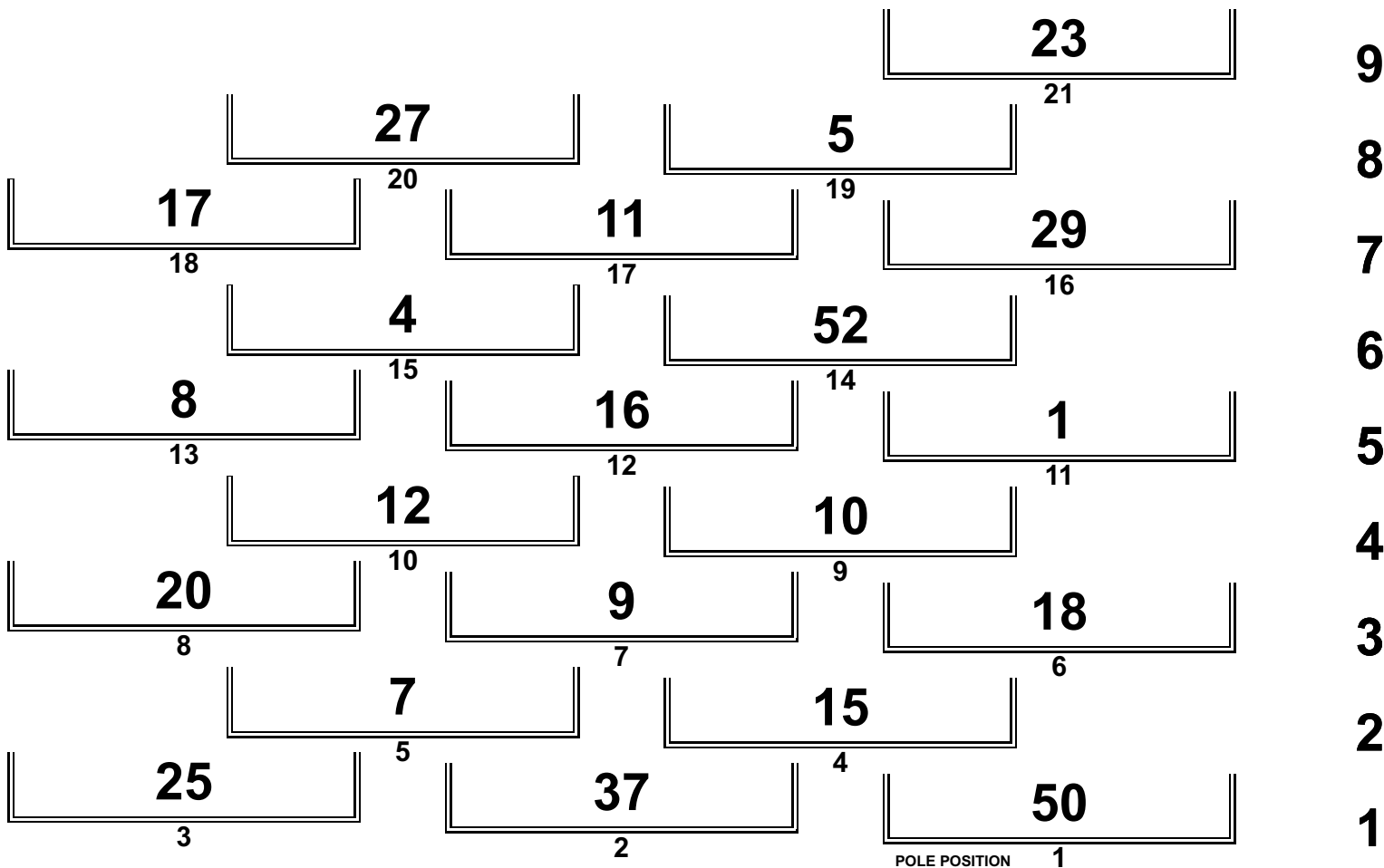
Einsteiger

Kartbahn Fliegerhorst Faßberg 0,880 Km

Rennen 4 A-Finale 2

09.06.2013 11:43

Rennen (16 Runden)



Kart-/Mini Bike Rennen Faßberg


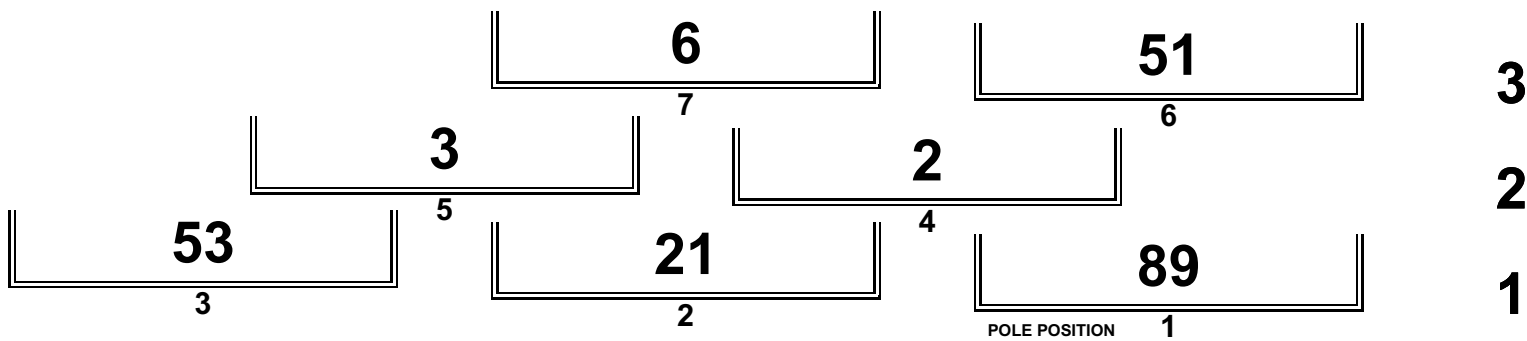
Einsteiger

Kartbahn Fliegerhorst Faßberg 0,880 Km

Rennen 5 B-Finale 2

09.06.2013 12:01

Rennen (14 Runden)



Kart-/Mini Bike Rennen Faßberg

Einsteiger

Kartbahn Fliegerhorst Faßberg 0,880 Km

Warm up Teilnehmer A-Finale

09.06.2013 09:57

Training gestartet um 9:57:01

Pos.	Nr.	Klasse	Name	Ort	Bewerber	Beste Zeit	Diff.	Rnd.	In Rd.	km/h	Abstand
1	50	E100	Ondrej Vostatek	CZE-Prague 4	COMPOS Racing Team	49.398		11	10	64,132	
2	16	E100	Sophia Liebschner	GER-Untersiema	ADAC TEAM Nordbayern e.V	49.663	0.265	11	5	63,790	0.265
3	7	E100	Joshua Bauer	GER-Limbach/Vogtland	ADAC Sachsen Leistungsz	50.175	0.777	10	9	63,139	0.512
4	9	E100	Timon Salewski	GER-Bardowick	Team Müller Motorradteile	50.609	1.211	10	10	62,598	0.434
5	20	E100	Aaron Schäfer	GER-Schorndorf-Buhlbronn	ADAC Württemberg e.V	50.958	1.560	10	5	62,169	0.349
6	4	E100	Valentin Frühauf	GER-Fraureuth	ADAC Racing Team AMC Sar	51.057	1.659	9	9	62,048	0.099
7	1	E100	Nicolas Czyba	GER-Oelsnitz	ADAC Racing Team AMC Sar	51.322	1.924	10	9	61,728	0.265
8	10	E100	Troy Bude	GER-Pößneck	Beinlich Racing Team e.V.	51.451	2.053	10	10	61,573	0.129
9	25	E100	Jan-Ole Jähnig	GER-Saara OT Lehndorf	jähnig metal racing team	51.577	2.179	10	6	61,423	0.126
10	18	E100	Max Zachmann	GER-Remchingen	AMC Ettlingen e.V./ADAC No	51.628	2.230	9	9	61,362	0.051
11	37	E100	Marco Fetz	GER-Merkendorf	ADAC TEAM Nordbayern e.V	51.732	2.334	10	10	61,239	0.104
12	8	E100	Lukas Franke	GER-Naumburg	ADAC Racing Team AMC Sar	51.895	2.497	10	7	61,046	0.163
13	52	E100	Petr Svoboda	CZE-Ostrova?ice	-	51.971	2.573	10	5	60,957	0.076
14	11	E100	Nicholas Niemann	GER-Borsdorf	ADAC Sachsen Leistungsz	51.976	2.578	10	9	60,951	0.005
15	15	E100	Paul Fröde	GER-Hohenstein-Ernstthal	ADAC Racingteam AMC Sari	52.534	3.136	8	7	60,304	0.558
16	27	E50	Lucas Schaba	GER-Münzenberg	Beinlich Racing Team e.V.	52.821	3.423	9	9	59,976	0.287
17	23	E100	Mauro Herget	GER-Karlstadt am Main	ADAC TEAM Nordbayern e.V	52.935	3.537	9	9	59,847	0.114
18	17	E50	Micky Winkler	GER-Schleiz	Beinlich Racing Team e.V.	53.124	3.726	9	9	59,634	0.189
19	5	E100	Benjamin Hagmaier	GER-Neulingen	AMC Ettlingen e.V./ADAC No	53.391	3.993	10	6	59,336	0.267
20	12	E100	Noel Cosic	GER-Hainburg	AMC Ettlingen e.V.	54.376	4.978	10	10	58,261	0.985

Kart-/Mini Bike Rennen Faßberg

Einsteiger

Kartbahn Fliegerhorst Faßberg 0,880 Km

Warm up Teilnehmer A-Finale

09.06.2013 09:57

Training gestartet um 9:57:01

Pos.	Nr.	Klasse	Name	Ort	Bewerber	Beste Zeit	Diff.	Rnd.	In Rd.	km/h	Abstand
E100											
1	50	E100	Ondrej Vostatek	CZE-Prague 4	COMPOS Racing Team	49.398		11	10	64,132	
2	16	E100	Sophia Liebschner	GER-Untersiemau	ADAC TEAM Nordbayern e.V	49.663	0.265	11	5	63,790	0.265
3	7	E100	Joshua Bauer	GER-Limbach/Vogtland	ADAC Sachsen Leistungszen	50.175	0.777	10	9	63,139	0.512
4	9	E100	Timon Salewski	GER-Bardowick	Team Müller Motorradteile	50.609	1.211	10	10	62,598	0.434
5	20	E100	Aaron Schäfer	GER-Schorndorf-Buhlbronn	ADAC Württemberg e.V	50.958	1.560	10	5	62,169	0.349
6	4	E100	Valentin Frühauf	GER-Fraureuth	ADAC Racing Team AMC Sar	51.057	1.659	9	9	62,048	0.099
7	1	E100	Nicolas Czyba	GER-Oelsnitz	ADAC Racing Team AMC Sar	51.322	1.924	10	9	61,728	0.265
8	10	E100	Troy Bude	GER-Pößneck	Beinlich Racing Team e.V.	51.451	2.053	10	10	61,573	0.129
9	25	E100	Jan-Ole Jähmig	GER-Saara OT Lehndorf	jähmig metal racing team	51.577	2.179	10	6	61,423	0.126
10	18	E100	Max Zachmann	GER-Remchingen	AMC Ettlingen e.V./ADAC No	51.628	2.230	9	9	61,362	0.051
11	37	E100	Marco Fetz	GER-Merkendorf	ADAC TEAM Nordbayern e.V	51.732	2.334	10	10	61,239	0.104
12	8	E100	Lukas Franke	GER-Naumburg	ADAC Racing Team AMC Sar	51.895	2.497	10	7	61,046	0.163
13	52	E100	Petr Svoboda	CZE-Ostrova?ice	-	51.971	2.573	10	5	60,957	0.076
14	11	E100	Nicholas Niemann	GER-Borsdorf	ADAC Sachsen Leistungszen	51.976	2.578	10	9	60,951	0.005
15	15	E100	Paul Fröde	GER-Hohenstein-Ernstthal	ADAC Racingteam AMC Sari	52.534	3.136	8	7	60,304	0.558
16	23	E100	Mauro Herget	GER-Karlstadt am Main	ADAC TEAM Nordbayern e.V	52.935	3.537	9	9	59,847	0.401
17	5	E100	Benjamin Hagmaier	GER-Neulingen	AMC Ettlingen e.V./ADAC No	53.391	3.993	10	6	59,336	0.456
18	12	E100	Noel Cosic	GER-Hainburg	AMC Ettlingen e.V.	54.376	4.978	10	10	58,261	0.985
E50											
1	27	E50	Lucas Schaba	GER-Münzenberg	Beinlich Racing Team e.V.	52.821		9	9	59,976	
2	17	E50	Micky Winkler	GER-Schleiz	Beinlich Racing Team e.V.	53.124	0.303	9	9	59,634	0.303

Kart-/Mini Bike Rennen Faßberg

Einsteiger

Kartbahn Fliegerhorst Faßberg 0,880 Km

Warm up Teilnehmer A-Finale

09.06.2013 09:57

Training gestartet um 9:57:01

Runde	Rundenzeit	Diff.	Tageszeit
(50) Ondrej Vostatek			
1	52.757	+3.359	9:58:47.165
2	50.030	+0.632	9:59:37.195
3	51.195	+1.797	10:00:28.390
4	51.591	+2.193	10:01:19.981
5	49.576	+0.178	10:02:09.557
6	51.855	+2.457	10:03:01.412
7	51.552	+2.154	10:03:52.964
8	49.817	+0.419	10:04:42.781
9	49.652	+0.254	10:05:32.433
10	49.398		10:06:21.831
11	49.486	+0.088	10:07:11.317

Runde	Rundenzeit	Diff.	Tageszeit
(16) Sophia Liebschner			
1	54.214	+4.551	9:58:44.240
2	51.483	+1.820	9:59:35.723
3	52.471	+2.808	10:00:28.194
4	52.186	+2.523	10:01:20.380
5	49.663		10:02:10.043
6	52.275	+2.612	10:03:02.318
7	53.722	+4.059	10:03:56.040
8	52.079	+2.416	10:04:48.119
9	50.493	+0.830	10:05:38.612
10	49.932	+0.269	10:06:28.544
11	50.857	+1.194	10:07:19.401

Runde	Rundenzeit	Diff.	Tageszeit
(7) Joshua Bauer			
1	59.790	+9.615	9:59:06.342
2	55.705	+5.530	10:00:02.047
3	57.157	+6.982	10:00:59.204
4	54.266	+4.091	10:01:53.470
5	51.331	+1.156	10:02:44.801
6	51.369	+1.194	10:03:36.170
7	50.933	+0.758	10:04:27.103
8	51.937	+1.762	10:05:19.040
9	50.175		10:06:09.215
10	51.206	+1.031	10:07:00.421

Runde	Rundenzeit	Diff.	Tageszeit
(9) Timon Salewski			
1	1:02.747	+12.138	9:59:12.835
2	56.822	+6.213	10:00:09.657
3	55.378	+4.769	10:01:05.035
4	53.347	+2.738	10:01:58.382
5	54.331	+3.722	10:02:52.713
6	1:12.927	+22.318	10:04:05.640
7	51.973	+1.364	10:04:57.613
8	52.103	+1.494	10:05:49.716
9	50.630	+0.021	10:06:40.346
10	50.609		10:07:30.955

Runde	Rundenzeit	Diff.	Tageszeit
(20) Aaron Schäfer			
1	1:00.394	+9.436	9:59:01.360
2	57.882	+6.924	9:59:59.242
3	56.808	+5.850	10:00:56.050
4	53.041	+2.083	10:01:49.091
5	50.958		10:02:40.049
6	52.262	+1.304	10:03:32.311
7	52.453	+1.495	10:04:24.764
8	52.552	+1.594	10:05:17.316
9	51.794	+0.836	10:06:09.110
10	52.355	+1.397	10:07:01.465

Runde	Rundenzeit	Diff.	Tageszeit
(4) Valentin Frühauf			
1	1:00.122	+9.065	9:59:02.515
2	58.004	+6.947	10:00:00.519

Runde	Rundenzeit	Diff.	Tageszeit
3	59.917	+8.860	10:01:00.436
4	55.641	+4.584	10:01:56.077
5	56.280	+5.223	10:02:52.357
6	53.731	+2.674	10:03:46.088
7	51.939	+0.882	10:04:38.027
8	1:47.290	+56.233	10:06:25.317
9	51.057		10:07:16.374

Runde	Rundenzeit	Diff.	Tageszeit
(1) Nicolas Czyba			
1	57.613	+6.291	9:59:01.622
2	58.664	+7.342	10:00:00.286
3	59.213	+7.891	10:00:59.499
4	56.138	+4.816	10:01:55.637
5	54.301	+2.979	10:02:49.938
6	53.148	+1.826	10:03:43.086
7	52.074	+0.752	10:04:35.160
8	51.519	+0.197	10:05:26.679
9	51.322		10:06:18.001
10	51.758	+0.436	10:07:09.759

Runde	Rundenzeit	Diff.	Tageszeit
(10) Troy Bude			
1	1:01.112	+9.661	9:59:00.523
2	58.945	+7.494	9:59:59.468
3	59.534	+8.083	10:00:59.002
4	55.642	+4.191	10:01:54.644
5	54.168	+2.717	10:02:48.812
6	51.928	+0.477	10:03:40.740
7	51.697	+0.246	10:04:32.347
8	51.566	+0.105	10:05:23.993
9	52.787	+1.336	10:06:16.780
10	51.451		10:07:08.231

Runde	Rundenzeit	Diff.	Tageszeit
(25) Jan-Ole Jähnig			
1	57.243	+5.666	9:58:51.332
2	52.826	+1.249	9:59:44.158
3	52.932	+1.355	10:00:37.090
4	54.232	+2.655	10:01:31.322
5	1:10.816	+19.239	10:02:42.138
6	51.577		10:03:33.715
7	53.228	+1.651	10:04:26.943
8	52.948	+1.371	10:05:19.891
9	52.607	+1.030	10:06:12.498
10	52.682	+1.105	10:07:05.180

Runde	Rundenzeit	Diff.	Tageszeit
(18) Max Zachmann			
1	1:01.385	+9.757	9:58:58.425
2	59.418	+7.790	9:59:57.843
3	59.786	+8.158	10:00:57.629
4	56.788	+5.160	10:01:54.417
5	57.728	+6.100	10:02:52.145
6	1:58.726	+1:07.098	10:04:50.871
7	52.705	+1.077	10:05:43.576
8	52.519	+0.891	10:06:36.095
9	51.628		10:07:27.723

Runde	Rundenzeit	Diff.	Tageszeit
(37) Marco Fetz			
1	1:00.351	+8.619	9:59:00.589
2	58.200	+6.468	9:59:58.789
3	56.785	+5.053	10:00:55.574
4	52.845	+1.113	10:01:48.419
5	51.838	+0.106	10:02:40.257
6	53.971	+2.239	10:03:34.228
7	52.930	+1.198	10:04:27.158
8	52.755	+1.023	10:05:19.913
9	52.489	+0.757	10:06:12.402
10	51.732		10:07:04.134

Runde	Rundenzeit	Diff.	Tageszeit
(8) Lukas Franke			
1	1:01.009	+9.114	9:59:00.912
2	59.081	+7.186	9:59:59.993
3	1:00.165	+8.270	10:01:00.158
4	55.914	+4.019	10:01:56.072
5	1:06.933	+15.038	10:03:03.005
6	56.348	+4.453	10:03:59.353
7	51.895		10:04:51.248
8	53.039	+1.144	10:05:44.287
9	52.048	+0.153	10:06:36.335
10	52.077	+0.182	10:07:28.412

Runde	Rundenzeit	Diff.	Tageszeit
(52) Petr Svoboda			
1	53.991	+2.020	9:58:48.358
2	52.669	+0.698	9:59:41.027
3	52.844	+0.873	10:00:33.871
4	53.128	+1.157	10:01:26.999
5	51.971		10:02:18.970
6	1:36.753	+44.782	10:03:55.723
7	52.200	+0.229	10:04:47.923
8	52.104	+0.133	10:05:40.027
9	52.861	+0.890	10:06:32.888
10	52.505	+0.534	10:07:25.393

Runde	Rundenzeit	Diff.	Tageszeit
(11) Nicholas Niemann			
1	1:00.057	+8.081	9:58:58.663
2	55.896	+3.920	9:59:54.559
3	54.226	+2.250	10:00:48.785
4	54.753	+2.777	10:01:43.538
5	53.277	+1.301	10:02:36.815
6	55.105	+3.129	10:03:31.920
7	52.596	+0.620	10:04:24.516
8	52.271	+0.295	10:05:16.787
9	51.976		10:06:08.763
10	52.306	+0.330	10:07:01.069

Runde	Rundenzeit	Diff.	Tageszeit
(15) Paul Fröde			
1	55.194	+2.660	9:58:50.114
2	2:14.706	+1:22.172	10:01:04.820
3	1:31.629	+39.095	10:02:36.449
4	55.676	+3.142	10:03:32.125
5	54.625	+2.091	10:04:26.750
6	52.961	+0.427	10:05:19.711
7	52.534		10:06:12.245
8	52.712	+0.178	10:07:04.957

Runde	Rundenzeit	Diff.	Tageszeit
(27) Lucas Schaba			
1	1:10.082	+17.261	9:59:19.366
2	1:08.083	+15.262	10:00:27.449
3	1:03.144	+10.323	10:01:30.593
4	1:25.329	+32.508	10:02:55.922
5	55.615	+2.794	10:03:51.537
6	54.598	+1.777	10:04:46.135
7	53.827	+1.006	10:05:39.962
8	54.480	+1.659	10:06:34.442
9	52.821		10:07:27.263

Runde	Rundenzeit	Diff.	Tageszeit
(23) Mauro Herget			
1	1:02.459	+9.524	9:59:12.244
2	58.970	+6.035	10:00:11.214
3	56.854	+3.919	10:01:08.068
4	57.413	+4.478	10:02:05.481
5	56.703	+3.768	10:03:02.184
6	56.988	+4.053	10:03:59.172
7	1:24.092	+31.157	10:05:23.264

Kart-/Mini Bike Rennen Faßberg

Einsteiger

Kartbahn Fliegerhorst Faßberg 0,880 Km

Warm up Teilnehmer A-Finale

09.06.2013 09:57

Training gestartet um 9:57:01

Runde	Rundenzeit	Diff.	Tageszeit
8	53.318	+0.383	10:06:16.582
9	52.935		10:07:09.517

Runde	Rundenzeit	Diff.	Tageszeit
-------	------------	-------	-----------

Runde	Rundenzeit	Diff.	Tageszeit
-------	------------	-------	-----------

(17) Micky Winkler

1	1:10.098	+16.974	9:59:19.992
2	1:26.176	+33.052	10:00:46.168
3	57.011	+3.887	10:01:43.179
4	55.546	+2.422	10:02:38.725
5	54.679	+1.555	10:03:33.404
6	54.405	+1.281	10:04:27.809
7	53.709	+0.585	10:05:21.518
8	53.262	+0.138	10:06:14.780
9	53.124		10:07:07.904

(5) Benjamin Hagmaier

1	1:01.708	+8.317	9:58:59.801
2	58.846	+5.455	9:59:58.647
3	59.850	+6.459	10:00:58.497
4	56.631	+3.240	10:01:55.128
5	54.273	+0.882	10:02:49.401
6	53.391		10:03:42.792
7	54.200	+0.809	10:04:36.992
8	53.412	+0.021	10:05:30.404
9	53.762	+0.371	10:06:24.166
10	54.265	+0.874	10:07:18.431

(12) Noel Cosic

1	1:01.783	+7.407	9:59:00.178
2	1:09.233	+14.857	10:00:09.411
3	57.959	+3.583	10:01:07.370
4	57.493	+3.117	10:02:04.863
5	56.478	+2.102	10:03:01.341
6	1:00.455	+6.079	10:04:01.796
7	55.544	+1.168	10:04:57.340
8	54.591	+0.215	10:05:51.931
9	54.631	+0.255	10:06:46.562
10	54.376		10:07:40.938

Kart-/Mini Bike Rennen Faßberg

Einsteiger

Kartbahn Fliegerhorst Faßberg 0,880 Km

Warm up Teilnehmer B-Finale

09.06.2013 10:17

Training gestartet um 10:10:33

Pos.	Nr.	Klasse	Name	Ort	Bewerber	Beste Zeit	Diff.	Rnd.	In Rd.	km/h	Abstand
1	89	E50	Patryk Medwediuk	GER-Friedberg	ADAC Hessen-Thüringen/MS	54.314		10	7	58,328	
2	21	E50	Elias Celik	GER-Ober-Ramstadt	Amc Ettlingen	54.689	0.375	10	8	57,928	0.375
3	2	E100	Nina Castellano	GER-Karlsruhe	AMC Ettlingen e.V./ADAC No	55.060	0.746	9	8	57,537	0.371
4	53	E50	Michelangelo Frate	ITA-München	ADAC Team Südbayern e.V.	56.104	1.790	10	10	56,467	1.044
5	3	E50	Nick Filler	GER-Neustadt an der Orla	Beinlich Racing Team e.V.	1:01.473	7.159	9	5	51,535	5.369
6	51	E50	Tristan Walch	AUT-Lechaschau	-	1:01.966	7.652	9	5	51,125	0.493

Kart-/Mini Bike Rennen Faßberg

Einsteiger Kartbahn Fliegerhorst Faßberg 0,880 Km

Warm up Teilnehmer B-Finale 09.06.2013 10:17

Training gestartet um 10:10:33

Pos.	Nr.	Klasse	Name	Ort	Bewerber	Beste Zeit	Diff.	Rnd.	In Rd.	km/h	Abstand
E100											
1	2	E100	Nina Castellano	GER-Karlsruhe	AMC Ettlingen e.V./ADAC No	55.060		9	8	57,537	
E50											
1	89	E50	Patryk Medwediuk	GER-Friedberg	ADAC Hessen-Thüringen/MS	54.314		10	7	58,328	
2	21	E50	Elias Celik	GER-Ober-Ramstadt	Amc Ettlingen	54.689	0.375	10	8	57,928	0.375
3	53	E50	Michelangelo Frate	ITA-München	ADAC Team Südbayern e.V.	56.104	1.790	10	10	56,467	1.415
4	3	E50	Nick Filler	GER-Neustadt an der Orla	Beinlich Racing Team e.V.	1:01.473	7.159	9	5	51,535	5.369
5	51	E50	Tristan Walch	AUT-Lechaschau	-	1:01.966	7.652	9	5	51,125	0.493

Kart-/Mini Bike Rennen Faßberg

Einsteiger

Kartbahn Fliegerhorst Faßberg 0,880 Km

Warm up Teilnehmer B-Finale

09.06.2013 10:17

Training gestartet um 10:10:33

Runde	Rundenzeit	Diff.	Tageszeit
(89) Patryk Medwediuk			
1	1:00.911	+6.597	10:12:36.403
2	1:00.739	+6.425	10:13:37.142
3	56.540	+2.226	10:14:33.682
4	56.264	+1.950	10:15:29.946
5	58.504	+4.190	10:16:28.450
6	55.520	+1.206	10:17:23.970
7	54.314		10:18:18.284
8	54.750	+0.436	10:19:13.034
9	55.230	+0.916	10:20:08.264
10	57.839	+3.525	10:21:06.103

Runde	Rundenzeit	Diff.	Tageszeit
(21) Elias Celik			
1	1:01.569	+6.880	10:12:36.147
2	59.281	+4.592	10:13:35.428
3	56.316	+1.627	10:14:31.744
4	57.822	+3.133	10:15:29.566
5	58.508	+3.819	10:16:28.074
6	55.210	+0.521	10:17:23.284
7	54.707	+0.018	10:18:17.991
8	54.689		10:19:12.680
9	55.299	+0.610	10:20:07.979
10	56.518	+1.829	10:21:04.497

Runde	Rundenzeit	Diff.	Tageszeit
(2) Nina Castellano			
1	1:01.865	+6.805	10:12:28.646
2	1:00.122	+5.062	10:13:28.768
3	1:00.253	+5.193	10:14:29.021
4	1:00.092	+5.032	10:15:29.113
5	58.727	+3.667	10:16:27.840
6	1:48.390	+53.330	10:18:16.230
7	56.137	+1.077	10:19:12.367
8	55.060		10:20:07.427
9	59.247	+4.187	10:21:06.674

Runde	Rundenzeit	Diff.	Tageszeit
(53) Michelangelo Frate			
1	1:02.759	+6.655	10:12:35.155
2	1:02.429	+6.325	10:13:37.584
3	59.388	+3.284	10:14:36.972
4	58.425	+2.321	10:15:35.397
5	57.956	+1.852	10:16:33.353
6	57.711	+1.607	10:17:31.064
7	58.982	+2.878	10:18:30.046
8	57.594	+1.490	10:19:27.640
9	57.016	+0.912	10:20:24.656
10	56.104		10:21:20.760

Runde	Rundenzeit	Diff.	Tageszeit
(3) Nick Filler			
1	1:08.109	+6.636	10:12:42.433
2	1:04.240	+2.767	10:13:46.673
3	1:03.293	+1.820	10:14:49.966
4	1:01.871	+0.398	10:15:51.837
5	1:01.473		10:16:53.310
6	1:02.602	+1.129	10:17:55.912
7	1:02.310	+0.837	10:18:58.222
8	1:02.356	+0.883	10:20:00.578
9	1:02.053	+0.580	10:21:02.631

Runde	Rundenzeit	Diff.	Tageszeit
(51) Tristan Walch			
1	1:07.597	+5.631	10:12:42.749
2	1:04.815	+2.849	10:13:47.564
3	1:02.733	+0.767	10:14:50.297
4	1:02.624	+0.658	10:15:52.921
5	1:01.966		10:16:54.887
6	1:03.675	+1.709	10:17:58.562

Runde	Rundenzeit	Diff.	Tageszeit
7	1:02.612	+0.646	10:19:01.174
8	1:02.577	+0.611	10:20:03.751
9	1:02.179	+0.213	10:21:05.930

Runde	Rundenzeit	Diff.	Tageszeit
-------	------------	-------	-----------

Kart-/Mini Bike Rennen Faßberg

Einsteiger Kartbahn Fliegerhorst Faßberg 0,880 Km

Rennen 1 A-Finale 1 08.06.2013 17:08

Rennen (16 Runden) gestartet um 17:06:45

Pos.	Nr.	Name	Ort	Bewerber	Rnd.	Gesamtzeit	Abstand	Beste Zeit	Ø km/h	Pkt.
1	50	Ondrej Vostatek	CZE-Prague 4	COMPOS Racing Team	16	12:56.610		47.673	65,268	25
2	15	Paul Fröde	GER-Hohenstein-Err	ADAC Racingteam AMC	16	13:09.715	13.105	48.410	64,185	20
3	18	Max Zachmann	GER-Remchingen	AMC Ettlingen e.V./ADAC	16	13:09.939	0.224	48.218	64,167	16
4	25	Jan-Ole Jähmig	GER-Saara OT Lehn	jähmig metal racing team	16	13:10.634	0.695	48.287	64,111	13
5	37	Marco Fetz	GER-Merkendorf	ADAC TEAM Nordbayern	16	13:10.762	0.128	48.376	64,100	11
6	7	Joshua Bauer	GER-Limbach/Vogtl	ADAC Sachsen Leistungs	16	13:11.775	1.013	48.127	64,018	10
7	20	Aaron Schäfer	GER-Schorndorf-Bul	ADAC Württemberg e.V	16	13:16.255	4.480	48.236	63,658	9
8	10	Troy Bude	GER-Pößneck	Beinlich Racing Team e.V	16	13:16.373	0.118	48.307	63,649	8
9	16	Sophia Liebschner	GER-Untersiemau	ADAC TEAM Nordbayern	16	13:17.508	1.135	48.624	63,558	7
10	52	Petr Svoboda	CZE-Ostrova?ice	-	16	13:19.098	1.590	48.489	63,432	6
11	1	Nicolas Czyba	GER-Oelsnitz	ADAC Racing Team AMC	16	13:26.344	7.246	48.983	62,862	5
12	11	Nicholas Niemann	GER-Borsdorf	ADAC Sachsen Leistungs	16	13:26.444	0.100	48.591	62,854	4
13	8	Lukas Franke	GER-Naumburg	ADAC Racing Team AMC	16	13:28.270	1.826	49.053	62,712	3
14	4	Valentin Frühauf	GER-Fraureuth	ADAC Racing Team AMC	16	13:28.999	0.729	49.041	62,655	2
15	12	Noel Cosic	GER-Hainburg	AMC Ettlingen e.V.	16	13:32.117	3.118	49.108	62,415	1
16	9	Timon Salewski	GER-Bardowick	Team Müller Motorradteil	16	13:44.060	11.943	49.135	61,510	0
17	5	Benjamin Hagmaier	GER-Neulingen	AMC Ettlingen e.V./ADAC	16	13:46.786	2.726	49.739	61,307	0
18	17	Micky Winkler	GER-Schleiz	Beinlich Racing Team e.V	15	13:09.261	1 Runde	51.110	60,208	25
19	27	Lucas Schaba	GER-Münzenberg	Beinlich Racing Team e.V	15	13:10.585	1.324	51.078	60,107	20
20	23	Mauro Herget	GER-Karlstadt am M	ADAC TEAM Nordbayern	12	13:00.554	3 Runden	52.250	48,704	0

Nicht Klassifiziert (75% = 12 Rnd.)

DNF	29	Lucas Busch	GER-Dorum	-	12	10:07.448		49.176	62,583	0
-----	----	-------------	-----------	---	----	-----------	--	--------	--------	---

Bemerkungen

Gestartet: 21 Gewertet: 20 Nicht gewertet: 1

Vorsprung	Ø km/h	Beste Rundenzeit	km/h	Beste Runde von
13.105	65,268	47.673	66,453	50 - Ondrej Vostatek

Zeitnahme & Auswertung: Camp-Company GmbH, Obmann Ernst Willems, Trier

Orbits

Rennleiter: Zeitnahme:

Reg.Nr. Kart: CK01/13 - MiniBike: r03/13 Aushang:



www.mylaps.com

Ergebnisse vorbehaltlich der technischen Nachuntersuchung.

Lizensiert für Camp Company GmbH

Kart-/Mini Bike Rennen Faßberg

Einsteiger Kartbahn Fliegerhorst Faßberg 0,880 Km

Rennen 1 A-Finale 1 08.06.2013 17:08

Rennen (16 Runden) gestartet um 17:06:45

Pos.	Nr.	Name	Ort	Bewerber	Rnd.	Gesamtzeit	Abstand	Beste Zeit	Ø km/h	Pkt.
E100										
1	50	Ondrej Vostatek	CZE-Prague 4	COMPOS Racing Team	16	12:56.610		47.673	65,268	25
2	15	Paul Fröde	GER-Hohenstein-Err	ADAC Racingteam AMC	16	13:09.715	13.105	48.410	64,185	20
3	18	Max Zachmann	GER-Remchingen	AMC Ettlingen e.V./ADAC	16	13:09.939	0.224	48.218	64,167	16
4	25	Jan-Ole Jähnig	GER-Saara OT Lehn	jähnig metal racing team	16	13:10.634	0.695	48.287	64,111	13
5	37	Marco Fetz	GER-Merkendorf	ADAC TEAM Nordbayern	16	13:10.762	0.128	48.376	64,100	11
6	7	Joshua Bauer	GER-Limbach/Vogtl	ADAC Sachsen Leistungs	16	13:11.775	1.013	48.127	64,018	10
7	20	Aaron Schäfer	GER-Schorndorf-Bul	ADAC Württemberg e.V	16	13:16.255	4.480	48.236	63,658	9
8	10	Troy Bude	GER-Pößneck	Beinlich Racing Team e.V	16	13:16.373	0.118	48.307	63,649	8
9	16	Sophia Liebschner	GER-Untersiemau	ADAC TEAM Nordbayern	16	13:17.508	1.135	48.624	63,558	7
10	52	Petr Svoboda	CZE-Ostrova?ice	-	16	13:19.098	1.590	48.489	63,432	6
11	1	Nicolas Czyba	GER-Oelsnitz	ADAC Racing Team AMC	16	13:26.344	7.246	48.983	62,862	5
12	11	Nicholas Niemann	GER-Borsdorf	ADAC Sachsen Leistungs	16	13:26.444	0.100	48.591	62,854	4
13	8	Lukas Franke	GER-Naumburg	ADAC Racing Team AMC	16	13:28.270	1.826	49.053	62,712	3
14	4	Valentin Frühauf	GER-Fraureuth	ADAC Racing Team AMC	16	13:28.999	0.729	49.041	62,655	2
15	12	Noel Cosic	GER-Hainburg	AMC Ettlingen e.V.	16	13:32.117	3.118	49.108	62,415	1
16	9	Timon Salewski	GER-Bardowick	Team Müller Motorradteil	16	13:44.060	11.943	49.135	61,510	0
17	5	Benjamin Hagmaier	GER-Neulingen	AMC Ettlingen e.V./ADAC	16	13:46.786	2.726	49.739	61,307	0
18	23	Mauro Herget	GER-Karlstadt am M	ADAC TEAM Nordbayern	12	13:00.554	4 Runden	52.250	48,704	0
Nicht Klassifiziert (75% = 12 Rnd.)										
DNF	29	Lucas Busch	GER-Dorum	-	12	10:07.448		49.176	62,583	0
E50										
1	17	Micky Winkler	GER-Schleiz	Beinlich Racing Team e.V	15	13:09.261		51.110	60,208	25
2	27	Lucas Schaba	GER-Münzenberg	Beinlich Racing Team e.V	15	13:10.585	1.324	51.078	60,107	20

Bemerkungen

Gestartet: 21 Gewertet: 20 Nicht gewertet: 1

Vorsprung	Ø km/h	Beste Rundenzeit	km/h	Beste Runde von
13.105	65,268	47.673	66,453	50 - Ondrej Vostatek

Zeitnahme & Auswertung: Camp-Company GmbH, Obmann Ernst Willems, Trier

Orbits

Rennleiter: Zeitnahme:

Reg.Nr. Kart: CK01/13 - MiniBike: r03/13 Aushang:



www.mylaps.com

Ergebnisse vorbehaltlich der technischen Nachuntersuchung.

Lizensiert für Camp Company GmbH

Kart-/Mini Bike Rennen Faßberg

Einsteiger

Kartbahn Fliegerhorst Faßberg 0,880 Km

Rennen 1 A-Finale 1

08.06.2013 17:08

Rennen (16 Runden) gestartet um 17:06:45

Runde	Rundenzeit	Diff.	Tageszeit
(50) Ondrej Vostatek			
1	50.686	+3.013	17:07:41.958
2	47.911	+0.238	17:08:29.869
3	47.801	+0.128	17:09:17.670
4	47.821	+0.148	17:10:05.491
5	47.673		17:10:53.164
6	47.782	+0.109	17:11:40.946
7	47.866	+0.193	17:12:28.812
8	48.056	+0.383	17:13:16.868
9	47.708	+0.035	17:14:04.576
10	47.736	+0.063	17:14:52.312
11	48.038	+0.365	17:15:40.350
12	49.128	+1.455	17:16:29.478
13	47.922	+0.249	17:17:17.400
14	48.530	+0.857	17:18:05.930
15	48.296	+0.623	17:18:54.226
16	47.833	+0.160	17:19:42.059

Runde	Rundenzeit	Diff.	Tageszeit
(15) Paul Fröde			
1	51.204	+2.794	17:07:43.140
2	48.956	+0.546	17:08:32.096
3	48.554	+0.144	17:09:20.650
4	48.410		17:10:09.060
5	48.653	+0.243	17:10:57.713
6	49.255	+0.845	17:11:46.968
7	48.810	+0.400	17:12:35.778
8	48.712	+0.302	17:13:24.490
9	48.867	+0.457	17:14:13.357
10	48.933	+0.523	17:15:02.290
11	48.589	+0.179	17:15:50.879
12	48.462	+0.052	17:16:39.341
13	48.949	+0.539	17:17:28.290
14	48.982	+0.572	17:18:17.272
15	48.945	+0.535	17:19:06.217
16	48.947	+0.537	17:19:55.164

Runde	Rundenzeit	Diff.	Tageszeit
(18) Max Zachmann			
1	53.109	+4.891	17:07:45.772
2	49.113	+0.895	17:08:34.885
3	48.686	+0.468	17:09:23.571
4	48.678	+0.460	17:10:12.249
5	48.218		17:11:00.467
6	48.313	+0.095	17:11:48.780
7	48.473	+0.255	17:12:37.253
8	48.589	+0.371	17:13:25.842
9	48.744	+0.526	17:14:14.586
10	49.132	+0.914	17:15:03.718
11	48.332	+0.114	17:15:52.050
12	48.322	+0.104	17:16:40.372
13	48.632	+0.414	17:17:29.004
14	49.113	+0.895	17:18:18.117
15	48.371	+0.153	17:19:06.488
16	48.900	+0.682	17:19:55.388

Runde	Rundenzeit	Diff.	Tageszeit
(25) Jan-Ole Jähnig			
1	53.368	+5.081	17:07:45.150
2	49.274	+0.987	17:08:34.424
3	48.759	+0.472	17:09:23.183
4	48.413	+0.126	17:10:11.596
5	48.327	+0.040	17:10:59.923
6	48.372	+0.085	17:11:48.295
7	48.633	+0.346	17:12:36.928
8	48.657	+0.370	17:13:25.585
9	48.430	+0.143	17:14:14.015
10	49.385	+1.098	17:15:03.400

Runde	Rundenzeit	Diff.	Tageszeit
11	48.339	+0.052	17:15:51.739
12	48.287		17:16:40.026
13	48.789	+0.502	17:17:28.815
14	48.787	+0.500	17:18:17.602
15	49.052	+0.765	17:19:06.654
16	49.429	+1.142	17:19:56.083

Runde	Rundenzeit	Diff.	Tageszeit
(37) Marco Fetz			
1	58.835	+10.459	17:07:44.284
2	49.025	+0.649	17:08:33.309
3	48.678	+0.302	17:09:21.987
4	48.682	+0.306	17:10:10.669
5	48.376		17:10:59.045
6	48.575	+0.199	17:11:47.620
7	48.510	+0.134	17:12:36.130
8	48.940	+0.564	17:13:25.070
9	48.618	+0.242	17:14:13.688
10	50.647	+2.271	17:15:04.335
11	48.391	+0.015	17:15:52.726
12	48.552	+0.176	17:16:41.278
13	48.415	+0.039	17:17:29.693
14	48.733	+0.357	17:18:18.426
15	49.098	+0.722	17:19:07.524
16	48.687	+0.311	17:19:56.211

Runde	Rundenzeit	Diff.	Tageszeit
(7) Joshua Bauer			
1	53.341	+5.214	17:07:46.020
2	49.104	+0.977	17:08:35.124
3	48.799	+0.672	17:09:23.923
4	48.698	+0.571	17:10:12.621
5	48.396	+0.269	17:11:01.017
6	48.127		17:11:49.144
7	48.394	+0.267	17:12:37.538
8	48.575	+0.448	17:13:26.113
9	48.619	+0.492	17:14:14.732
10	49.756	+1.629	17:15:04.488
11	48.406	+0.279	17:15:52.894
12	48.890	+0.763	17:16:41.784
13	49.091	+0.964	17:17:30.875
14	48.723	+0.596	17:18:19.598
15	48.777	+0.650	17:19:08.375
16	48.849	+0.722	17:19:57.224

Runde	Rundenzeit	Diff.	Tageszeit
(20) Aaron Schäfer			
1	53.156	+4.920	17:07:46.384
2	49.309	+1.073	17:08:35.693
3	48.651	+0.415	17:09:24.344
4	48.913	+0.677	17:10:13.257
5	48.236		17:11:01.493
6	48.793	+0.557	17:11:50.286
7	48.824	+0.588	17:12:39.110
8	48.825	+0.589	17:13:27.935
9	48.813	+0.577	17:14:16.748
10	50.871	+2.635	17:15:07.619
11	49.844	+1.608	17:15:57.463
12	48.973	+0.737	17:16:46.436
13	48.667	+0.431	17:17:35.103
14	49.031	+0.795	17:18:24.134
15	48.756	+0.520	17:19:12.890
16	48.814	+0.578	17:20:01.704

Runde	Rundenzeit	Diff.	Tageszeit
(10) Troy Bude			
1	53.395	+5.088	17:07:46.851
2	49.353	+1.046	17:08:36.204
3	49.000	+0.693	17:09:25.204
4	48.528	+0.221	17:10:13.732

Runde	Rundenzeit	Diff.	Tageszeit
5	48.499	+0.192	17:11:02.231
6	48.307		17:11:50.538
7	48.743	+0.436	17:12:39.281
8	48.850	+0.543	17:13:28.131
9	48.779	+0.472	17:14:16.910
10	51.057	+2.750	17:15:07.967
11	49.596	+1.289	17:15:57.563
12	48.971	+0.664	17:16:46.534
13	48.682	+0.375	17:17:35.216
14	48.996	+0.689	17:18:24.212
15	48.938	+0.631	17:19:13.150
16	48.672	+0.365	17:20:01.822

Runde	Rundenzeit	Diff.	Tageszeit
(16) Sophia Liebschner			
1	53.442	+4.818	17:07:47.069
2	49.551	+0.927	17:08:36.620
3	48.898	+0.274	17:09:25.518
4	48.624		17:10:14.142
5	48.713	+0.089	17:11:02.855
6	48.755	+0.131	17:11:51.610
7	48.803	+0.179	17:12:40.413
8	49.147	+0.523	17:13:29.560
9	49.619	+0.995	17:14:19.179
10	49.370	+0.746	17:15:08.549
11	49.174	+0.550	17:15:57.723
12	49.190	+0.566	17:16:46.913
13	48.798	+0.174	17:17:35.711
14	48.897	+0.273	17:18:24.608
15	48.899	+0.275	17:19:13.507
16	49.450	+0.826	17:20:02.957

Runde	Rundenzeit	Diff.	Tageszeit
(52) Petr Svoboda			
1	53.815	+5.326	17:07:47.692
2	49.824	+1.335	17:08:37.516
3	49.371	+0.882	17:09:26.887
4	48.887	+0.398	17:10:15.774
5	49.086	+0.597	17:11:04.860
6	48.872	+0.383	17:11:53.732
7	49.350	+0.861	17:12:43.082
8	49.349	+0.860	17:13:32.431
9	48.835	+0.346	17:14:21.266
10	49.226	+0.737	17:15:10.492
11	49.955	+1.466	17:16:00.447
12	49.272	+0.783	17:16:49.719
13	48.629	+0.140	17:17:38.348
14	48.489		17:18:26.837
15	48.689	+0.200	17:19:15.526
16	49.021	+0.532	17:20:04.547

Runde	Rundenzeit	Diff.	Tageszeit
(1) Nicolas Czyba			
1	53.562	+4.579	17:07:47.232
2	49.927	+0.944	17:08:37.159
3	49.347	+0.364	17:09:26.506
4	48.983		17:10:15.489
5	49.815	+0.832	17:11:05.304
6	49.394	+0.411	17:11:54.698
7	49.409	+0.426	17:12:44.107
8	49.968	+0.985	17:13:34.075
9	50.477	+1.494	17:14:24.552
10	49.686	+0.703	17:15:14.238
11	49.737	+0.754	17:16:03.975
12	49.216	+0.233	17:16:53.191
13	50.203	+1.220	17:17:43.394
14	49.614	+0.631	17:18:33.008
15	49.535	+0.552	17:19:22.543
16	49.250	+0.267	17:20:11.793

Zeitnahme & Auswertung: Camp-Company GmbH, Obmann Ernst Willems, Trier

Orbits

Rennleiter: Zeitnahme:

Reg.Nr. Kart: CK01/13 - MiniBike: r03/13

Aushang:



www.mylaps.com

Ergebnisse vorbehaltlich der technischen Nachuntersuchung.

Lizenziert für Camp Company GmbH

Kart-/Mini Bike Rennen Faßberg

Einsteiger

Kartbahn Fliegerhorst Faßberg 0,880 Km

Rennen 1 A-Finale 1

08.06.2013 17:08

Rennen (16 Runden) gestartet um 17:06:45

Runde	Rundenzeit	Diff.	Tageszeit
(11) Nicholas Niemann			
1	56.146	+7.555	17:07:50.452
2	50.251	+1.660	17:08:40.703
3	49.890	+1.299	17:09:30.593
4	49.709	+1.118	17:10:20.302
5	49.392	+0.801	17:11:09.694
6	49.172	+0.581	17:11:58.866
7	49.302	+0.711	17:12:48.168
8	48.591		17:13:36.759
9	49.042	+0.451	17:14:25.801
10	49.394	+0.803	17:15:15.195
11	49.831	+1.240	17:16:05.026
12	49.419	+0.828	17:16:54.445
13	49.998	+1.407	17:17:44.443
14	48.958	+0.367	17:18:33.401
15	49.342	+0.751	17:19:22.743
16	49.150	+0.559	17:20:11.893

Runde	Rundenzeit	Diff.	Tageszeit
(8) Lukas Franke			
1	56.424	+7.371	17:07:50.203
2	50.352	+1.299	17:08:40.555
3	49.523	+0.470	17:09:30.078
4	50.070	+1.017	17:10:20.148
5	49.234	+0.181	17:11:09.382
6	49.161	+0.108	17:11:58.543
7	49.248	+0.195	17:12:47.791
8	49.480	+0.427	17:13:37.271
9	49.064	+0.011	17:14:26.335
10	49.462	+0.409	17:15:15.797
11	49.925	+0.872	17:16:05.722
12	49.440	+0.387	17:16:55.162
13	49.977	+0.924	17:17:45.139
14	49.564	+0.511	17:18:34.703
15	49.963	+0.910	17:19:24.666
16	49.053		17:20:13.719

Runde	Rundenzeit	Diff.	Tageszeit
(4) Valentin Frühauf			
1	57.001	+7.960	17:07:51.325
2	50.385	+1.344	17:08:41.710
3	49.747	+0.706	17:09:31.457
4	49.330	+0.289	17:10:20.787
5	49.618	+0.577	17:11:10.405
6	49.041		17:11:59.446
7	49.177	+0.136	17:12:48.623
8	49.364	+0.323	17:13:37.987
9	49.303	+0.262	17:14:27.290
10	49.214	+0.173	17:15:16.504
11	49.529	+0.488	17:16:06.033
12	49.358	+0.317	17:16:55.391
13	50.800	+1.759	17:17:46.191
14	49.068	+0.027	17:18:35.259
15	49.499	+0.458	17:19:24.758
16	49.690	+0.649	17:20:14.448

Runde	Rundenzeit	Diff.	Tageszeit
(12) Noel Cosic			
1	55.826	+6.718	17:07:49.475
2	50.081	+0.973	17:08:39.556
3	49.587	+0.479	17:09:29.143
4	49.181	+0.073	17:10:18.324
5	49.129	+0.021	17:11:07.453
6	49.108		17:11:56.561
7	49.513	+0.405	17:12:46.074
8	49.174	+0.066	17:13:35.248
9	50.798	+1.690	17:14:26.046
10	49.554	+0.446	17:15:15.600

Runde	Rundenzeit	Diff.	Tageszeit
11	49.903	+0.795	17:16:05.503
12	50.457	+1.349	17:16:55.960
13	50.612	+1.504	17:17:46.572
14	49.560	+0.452	17:18:36.132
15	50.087	+0.979	17:19:26.219
16	51.347	+2.239	17:20:17.566

Runde	Rundenzeit	Diff.	Tageszeit
(9) Timon Salewski			
1	55.817	+6.682	17:07:48.946
2	49.856	+0.721	17:08:38.802
3	49.427	+0.292	17:09:28.229
4	49.521	+0.386	17:10:17.750
5	49.238	+0.103	17:11:06.988
6	49.193	+0.058	17:11:56.181
7	49.385	+0.250	17:12:45.566
8	49.441	+0.306	17:13:35.007
9	50.175	+1.040	17:14:25.182
10	49.710	+0.575	17:15:14.892
11	49.679	+0.544	17:16:04.571
12	49.254	+0.119	17:16:53.825
13	1:06.988	+17.853	17:18:00.813
14	49.251	+0.116	17:18:50.064
15	50.310	+1.175	17:19:40.374
16	49.135		17:20:29.509

Runde	Rundenzeit	Diff.	Tageszeit
(5) Benjamin Hagmaier			
1	58.169	+8.430	17:07:52.904
2	51.750	+2.011	17:08:44.654
3	50.118	+0.379	17:09:34.772
4	49.910	+0.171	17:10:24.682
5	49.969	+0.230	17:11:14.651
6	50.665	+0.926	17:12:05.316
7	50.144	+0.405	17:12:55.460
8	50.505	+0.766	17:13:45.965
9	50.867	+1.128	17:14:36.832
10	49.739		17:15:26.571
11	50.080	+0.341	17:16:16.651
12	50.055	+0.316	17:17:06.706
13	52.188	+2.449	17:17:58.894
14	50.554	+0.815	17:18:49.448
15	51.686	+1.947	17:19:41.134
16	51.101	+1.362	17:20:32.235

Runde	Rundenzeit	Diff.	Tageszeit
(17) Micky Winkler			
1	58.073	+6.963	17:07:52.681
2	52.774	+1.664	17:08:45.455
3	51.906	+0.796	17:09:37.361
4	51.405	+0.295	17:10:28.766
5	51.183	+0.073	17:11:19.949
6	51.407	+0.297	17:12:11.356
7	51.434	+0.324	17:13:02.790
8	51.783	+0.673	17:13:54.573
9	51.356	+0.246	17:14:45.929
10	51.550	+0.440	17:15:37.479
11	52.025	+0.915	17:16:29.504
12	51.253	+0.143	17:17:20.757
13	51.110		17:18:11.867
14	51.264	+0.154	17:19:03.131
15	51.579	+0.469	17:19:54.710

Runde	Rundenzeit	Diff.	Tageszeit
(27) Lucas Schaba			
1	59.213	+8.135	17:07:54.064
2	52.470	+1.392	17:08:46.534
3	51.830	+0.752	17:09:38.364
4	51.479	+0.401	17:10:29.843
5	51.541	+0.463	17:11:21.384

Runde	Rundenzeit	Diff.	Tageszeit
6	51.642	+0.564	17:12:13.026
7	51.700	+0.622	17:13:04.726
8	51.483	+0.405	17:13:56.209
9	51.208	+0.130	17:14:47.417
10	52.491	+1.413	17:15:39.908
11	51.347	+0.269	17:16:31.255
12	51.098	+0.020	17:17:22.353
13	51.173	+0.095	17:18:13.526
14	51.078		17:19:04.604
15	51.430	+0.352	17:19:56.034

Runde	Rundenzeit	Diff.	Tageszeit
(23) Mauro Herget			
1	53.802	+1.552	17:10:41.752
2	52.841	+0.591	17:11:34.593
3	53.443	+1.193	17:12:28.036
4	52.651	+0.401	17:13:20.687
5	52.603	+0.353	17:14:13.290
6	54.066	+1.816	17:15:07.356
7	52.907	+0.657	17:16:00.263
8	52.250		17:16:52.513
9	1:06.219	+13.969	17:17:58.732
10	53.757	+1.507	17:18:52.489
11	53.514	+1.264	17:19:46.003

Runde	Rundenzeit	Diff.	Tageszeit
(29) Lucas Busch			
1	53.706	+4.530	17:07:47.998
2	50.211	+1.035	17:08:38.209
3	49.488	+0.312	17:09:27.697
4	49.370	+0.194	17:10:17.067
5	49.214	+0.038	17:11:06.281
6	49.410	+0.234	17:11:55.691
7	49.346	+0.170	17:12:45.037
8	49.425	+0.249	17:13:34.462
9	50.298	+1.122	17:14:24.760
10	49.665	+0.489	17:15:14.425
11	49.296	+0.120	17:16:03.721
12	49.176		17:16:52.897

Kart-/Mini Bike Rennen Faßberg

Rundenliste

Einsteiger

Kartbahn Fliegerhorst Faßberg 0,880 Km

Rennen 1 A-Finale 1

08.06.2013 17:08

Rennen (16 Runden) gestartet um 17:06:45

Fahrer	Runden																
	0	1	2	3	4	5	6	7	8	9	10	11	12	13	14	15	16
Marco Fetz (37)	1	37	50	50	50	50	50	50	50	50	50	50	50	50	50	50	50
Ondrej Vostatek (50)	2	50	15	15	15	15	15	15	15	15	15	15	15	15	15	15	15
Jan-Ole Jähmig (25)	3	25	37	37	37	37	37	37	37	37	25	25	25	25	25	18	18
Paul Fröde (15)	4	15	25	25	25	25	25	25	25	25	18	18	18	18	18	25	25
Max Zachmann (18)	5	18	18	18	18	18	18	18	18	18	37	37	37	37	37	37	37
Joshua Bauer (7)	6	7	7	7	7	7	7	7	7	7	7	7	7	7	7	7	7
Timon Salewski (9)	7	9	20	20	20	20	20	20	20	20	20	20	20	20	20	20	20
Aaron Schäfer (20)	8	20	10	10	10	10	10	10	10	10	10	10	10	10	10	10	10
Troy Bude (10)	9	10	16	16	16	16	16	16	16	16	16	16	16	16	16	16	16
Sophia Liebschner (16)	10	16	1	1	1	1	52	52	52	52	52	52	52	52	52	52	52
Noel Cosic (12)	11	12	52	52	52	52	1	1	1	1	1	1	29	29	1	1	1
Nicolas Czyba (1)	12	1	29	29	29	29	29	29	29	29	29	1	1	11	11	11	11
Lukas Franke (8)	13	8	9	9	9	9	9	9	9	9	9	9	9	8	8	8	8
Petr Svoboda (52)	14	52	12	12	12	12	12	12	12	11	11	11	11	4	4	4	4
Lucas Busch (29)	15	29	8	8	8	8	8	8	8	11	12	12	12	8	12	12	12
Nicholas Niemann (11)	16	11	11	11	11	11	11	11	11	8	8	8	8	4	5	5	9
Valentin Frühauf (4)	17	4	4	4	4	4	4	4	4	4	4	4	4	12	9	9	5
Micky Winkler (17)	18	17	17	5	5	5	5	5	5	5	5	5	5	5	17	17	17
Benjamin Hagmaier (5)	19	5	5	17	17	17	17	17	17	17	17	17	17	27	27	27	
Lucas Schaba (27)	20	27	27	27	27	27	27	27	27	27	27	27	27	27			
Mauro Herget (23)	21	23	23	23	23	23	23	23	23	23	23	23					



Kart-/Mini Bike Rennen Faßberg

Einsteiger Kartbahn Fliegerhorst Faßberg 0,880 Km

Rennen 2 B-Finale 1 08.06.2013 17:26

Rennen (14 Runden) gestartet um 17:28:57

Pos.	Nr.	Name	Ort	Bewerber	Rnd.	Gesamtzeit	Abstand	Beste Zeit	Ø km/h	Pkt.
1	21	Elias Celik	GER-Ober-Ramstadt	Amc Ettlingen	14	12:46.410		52.627	57,870	0
2	89	Patryk Medwediuk	GER-Friedberg	ADAC Hessen-Thüringen,	14	12:47.000	0.590	52.113	57,825	0
3	53	Michelangelo Frate	ITA-München	ADAC Team Südbayern e	14	12:54.426	7.426	52.862	57,271	0
4	2	Nina Castellano	GER-Karlsruhe	AMC Ettlingen e.V./ADAC	14	13:15.390	20.964	53.883	55,761	0
5	3	Nick Filler	GER-Neustadt an der	Beinlich Racing Team e.V.	12	12:51.953	2 Runden	1:00.804	49,247	0
6	51	Tristan Walch	AUT-Lechaschau	-	12	13:34.802	42.849	1:04.246	46,657	0

Nicht Klassifiziert (75% = 11 Rnd.)

DNF	6	Mika Christiansen	GER-Hamburg	ADAC Team Hansa e.V.	5	8:19.975		1:28.258	31,682	0
-----	---	-------------------	-------------	----------------------	---	----------	--	----------	--------	---

Bemerkungen

Gestartet: 7 Gewertet: Nicht gewertet:

Vorsprung	Ø km/h	Beste Rundenzeit	km/h	Beste Runde von
0.590	57,870	52.113	60,791	89 - Patryk Medwediuk

Zeitnahme & Auswertung: Camp-Company GmbH, Obmann Ernst Willems, Trier

Orbits

Rennleiter: Zeitnahme:

Reg.Nr. Kart: CK01/13 - MiniBike: r03/13 Aushang:



www.mylaps.com

Ergebnisse vorbehaltlich der technischen Nachuntersuchung.

Lizensiert für Camp Company GmbH

Gedruckt: 08.06.2013 17:42:54

Kart-/Mini Bike Rennen Faßberg

Einsteiger Kartbahn Fliegerhorst Faßberg 0,880 Km

Rennen 2 B-Finale 1 08.06.2013 17:26

Rennen (14 Runden) gestartet um 17:28:57

Pos.	Nr.	Name	Ort	Bewerber	Rnd.	Gesamtzeit	Abstand	Beste Zeit	Ø km/h	Pkt.
E100										
1	2	Nina Castellano	GER-Karlsruhe	AMC Ettlingen e.V./ADAC	14	13:15.390		53.883	55,761	0
E50										
1	21	Elias Celik	GER-Ober-Ramstadt	Amc Ettlingen	14	12:46.410		52.627	57,870	0
2	89	Patryk Medwediuk	GER-Friedberg	ADAC Hessen-Thüringen,	14	12:47.000	0.590	52.113	57,825	0
3	53	Michelangelo Frate	ITA-München	ADAC Team Südbayern e	14	12:54.426	7.426	52.862	57,271	0
4	3	Nick Filler	GER-Neustadt an der	Beinlich Racing Team e.V.	12	12:51.953	2 Runden	1:00.804	49,247	0
5	51	Tristan Walch	AUT-Lechaschau	-	12	13:34.802	42.849	1:04.246	46,657	0
Nicht Klassifiziert (75% = 11 Rnd.)										
DNF	6	Mika Christiansen	GER-Hamburg	ADAC Team Hansa e.V.	5	8:19.975		1:28.258	31,682	0

Bemerkungen

Gestartet: 7 Gewertet: Nicht gewertet:

Vorsprung	Ø km/h	Beste Rundenzeit	km/h	Beste Runde von
0.590	57,870	52.113	60,791	89 - Patryk Medwediuk

Zeitnahme & Auswertung: Camp-Company GmbH, Obmann Ernst Willems, Trier

Orbits

Rennleiter: Zeitnahme:

Reg.Nr. Kart: CK01/13 - MiniBike: r03/13 Aushang:



www.mylaps.com

Ergebnisse vorbehaltlich der technischen Nachuntersuchung.

Lizensiert für Camp Company GmbH

Kart-/Mini Bike Rennen Faßberg

Einsteiger

Kartbahn Fliegerhorst Faßberg 0,880 Km

Rennen 2 B-Finale 1

08.06.2013 17:26

Rennen (14 Runden) gestartet um 17:28:57

Runde	Rundenzeit	Diff.	Tageszeit
(21) Elias Celik			
1	1:13.024	+20.397	17:30:10.829
2	54.293	+1.666	17:31:05.122
3	53.765	+1.138	17:31:58.887
4	53.521	+0.894	17:32:52.408
5	53.162	+0.535	17:33:45.570
6	53.735	+1.108	17:34:39.305
7	54.145	+1.518	17:35:33.450
8	53.247	+0.620	17:36:26.697
9	52.691	+0.064	17:37:19.388
10	52.968	+0.341	17:38:12.356
11	53.236	+0.609	17:39:05.592
12	52.627		17:39:58.219
13	52.835	+0.208	17:40:51.054
14	53.161	+0.534	17:41:44.215

Runde	Rundenzeit	Diff.	Tageszeit
(89) Patryk Medweduk			
1	56.777	+4.664	17:30:09.826
2	54.228	+2.115	17:31:04.054
3	54.267	+2.154	17:31:58.321
4	53.434	+1.321	17:32:51.755
5	53.198	+1.085	17:33:44.953
6	53.355	+1.242	17:34:38.308
7	55.397	+3.284	17:35:33.705
8	53.970	+1.857	17:36:27.675
9	52.113		17:37:19.788
10	53.384	+1.271	17:38:13.172
11	54.084	+1.971	17:39:07.256
12	52.397	+0.284	17:39:59.653
13	52.222	+0.109	17:40:51.875
14	52.930	+0.817	17:41:44.805

Runde	Rundenzeit	Diff.	Tageszeit
(53) Michelangelo Frate			
1	58.108	+5.246	17:30:11.540
2	54.063	+1.201	17:31:05.603
3	55.031	+2.169	17:32:00.634
4	53.383	+0.521	17:32:54.017
5	53.507	+0.645	17:33:47.524
6	53.961	+1.099	17:34:41.485
7	57.152	+4.290	17:35:38.637
8	53.743	+0.881	17:36:32.380
9	53.047	+0.185	17:37:25.427
10	53.132	+0.270	17:38:18.559
11	53.357	+0.495	17:39:11.916
12	52.862		17:40:04.778
13	53.488	+0.626	17:40:58.266
14	53.965	+1.103	17:41:52.231

Runde	Rundenzeit	Diff.	Tageszeit
(2) Nina Castellano			
1	58.037	+4.154	17:30:12.210
2	54.080	+0.197	17:31:06.290
3	56.942	+3.059	17:32:03.232
4	53.883		17:32:57.115
5	54.034	+0.151	17:33:51.149
6	59.586	+5.703	17:34:50.735
7	54.795	+0.912	17:35:45.530
8	54.948	+1.065	17:36:40.478
9	54.976	+1.093	17:37:35.454
10	58.049	+4.166	17:38:33.503
11	54.701	+0.818	17:39:28.204
12	54.937	+1.054	17:40:23.141
13	55.093	+1.210	17:41:18.234
14	54.961	+1.078	17:42:13.195

(3) Nick Filler

Runde	Rundenzeit	Diff.	Tageszeit
1	1:04.448	+3.644	17:30:19.529
2	1:03.495	+2.691	17:31:23.024
3	1:02.895	+2.091	17:32:25.919
4	1:01.988	+1.184	17:33:27.907
5	1:02.077	+1.273	17:34:29.984
6	1:03.391	+2.587	17:35:33.375
7	1:04.151	+3.347	17:36:37.526
8	1:02.101	+1.297	17:37:39.627
9	1:02.907	+2.103	17:38:42.534
10	1:03.765	+2.961	17:39:46.299
11	1:00.804		17:40:47.103
12	1:02.655	+1.851	17:41:49.758

Runde	Rundenzeit	Diff.	Tageszeit
(51) Tristan Walch			
1	1:08.603	+4.357	17:30:23.964
2	1:06.796	+2.550	17:31:30.760
3	1:06.832	+2.586	17:32:37.592
4	1:07.138	+2.892	17:33:44.730
5	1:06.414	+2.168	17:34:51.144
6	1:06.053	+1.807	17:35:57.197
7	1:07.694	+3.448	17:37:04.891
8	1:06.070	+1.824	17:38:10.961
9	1:05.962	+1.716	17:39:16.923
10	1:05.793	+1.547	17:40:22.716
11	1:04.246		17:41:26.962
12	1:05.645	+1.399	17:42:32.607

Runde	Rundenzeit	Diff.	Tageszeit
(6) Mika Christiansen			
1	1:35.620	+7.362	17:30:52.265
2	1:50.815	+22.557	17:32:43.080
3	1:33.534	+5.276	17:34:16.614
4	1:32.908	+4.650	17:35:49.522
5	1:28.258		17:37:17.780

Kart-/Mini Bike Rennen Faßberg

Rundenliste

Einsteiger Kartbahn Fliegerhorst Faßberg 0,880 Km

Rennen 2 B-Finale 1 08.06.2013 17:26

Rennen (14 Runden) gestartet um 17:28:57

Fahrer	Runden														
	0	1	2	3	4	5	6	7	8	9	10	11	12	13	14
Elias Celik (21)	1	21	89	89	89	89	89	89	21	21	21	21	21	21	21
Patryk Medwediuk (89)	2	89	21	21	21	21	21	89	89	89	89	89	89	89	89
Michelangelo Frate (53)	3	53	53	53	53	53	53	53	53	53	53	53	53	53	53
Nina Castellano (2)	4	2	2	2	2	2	2	2	2	2	2	2	2	2	2
Nick Filler (3)	5	3	3	3	3	3	3	3	3	3	3	3	3	3	3
Tristan Walch (51)	6	51	51	51	51	51	51	51	51	51	51	51	51	51	51
Mika Christiansen (6)	7	6	6	6	6	6	6								

Kart-/Mini Bike Rennen Faßberg

Einsteiger Kartbahn Fliegerhorst Faßberg 0,880 Km

Rennen 4 A-Finale 2 09.06.2013 11:43

Rennen (16 Runden) gestartet um 11:44:26

Pos.	Nr.	Name	Ort	Bewerber	Rnd.	Gesamtzeit	Abstand	Beste Zeit	Ø km/h	Pkt.
1	50	Ondrej Vostatek	CZE-Prague 4	COMPOS Racing Team	16	13:00.858		47.638	64,913	25
2	37	Marco Fetz	GER-Merkendorf	ADAC TEAM Nordbayern	16	13:05.240	4.382	48.334	64,551	20
3	25	Jan-Ole Jähmig	GER-Saara OT Lehn	jähmig metal racing team	16	13:07.314	2.074	48.392	64,381	16
4	18	Max Zachmann	GER-Remchingen	AMC Ettlingen e.V./ADAC	16	13:08.592	1.278	48.320	64,277	13
5	15	Paul Fröde	GER-Hohenstein-Err	ADAC Racingteam AMC	16	13:10.806	2.214	48.433	64,097	11
6	20	Aaron Schäfer	GER-Schorndorf-Bul	ADAC Württemberg e.V	16	13:16.883	6.077	48.714	63,608	10
7	7	Joshua Bauer	GER-Limbach/Vogtl	ADAC Sachsen Leistungs	16	13:17.004	0.121	48.510	63,598	9
8	9	Timon Salewski	GER-Bardowick	Team Müller Motorradteil	16	13:17.415	0.411	48.855	63,565	8
9	11	Nicholas Niemann	GER-Borsdorf	ADAC Sachsen Leistungs	16	13:24.856	7.441	49.381	62,978	7
10	52	Petr Svoboda	CZE-Ostrova?ice	-	16	13:25.040	0.184	49.234	62,963	6
11	1	Nicolas Czyba	GER-Oelsnitz	ADAC Racing Team AMC	16	13:29.101	4.061	49.549	62,647	5
12	29	Lucas Busch	GER-Dorum	-	16	13:29.385	0.284	49.297	62,625	4
13	16	Sophia Liebschner	GER-Untersiemau	ADAC TEAM Nordbayern	16	13:33.290	3.905	48.982	62,325	3
14	12	Noel Cosic	GER-Hainburg	AMC Ettlingen e.V.	16	13:39.369	6.079	49.950	61,862	2
15	4	Valentin Frühauf	GER-Fraureuth	ADAC Racing Team AMC	16	13:39.919	0.550	49.971	61,821	1
16	5	Benjamin Hagmaier	GER-Neulingen	AMC Ettlingen e.V./ADAC	15	13:10.721	1 Runde	51.017	60,097	0
17	17	Micky Winkler	GER-Schleiz	Beinlich Racing Team e.V	15	13:12.908	2.187	51.794	59,931	25
18	27	Lucas Schaba	GER-Münzenberg	Beinlich Racing Team e.V	15	13:15.842	2.934	51.523	59,710	20
19	8	Lukas Franke	GER-Naumburg	ADAC Racing Team AMC	15	13:26.937	11.095	49.519	58,889	0

Nicht Klassifiziert (75% = 12 Rnd.)

DNF	23	Mauro Herget	GER-Karlstadt am M	ADAC TEAM Nordbayern	14	12:21.325		51.482	59,828	0
DNF	10	Troy Bude	GER-Pöbneck	Beinlich Racing Team e.V	11	9:06.393		48.481	63,778	0

Bemerkungen

Gestartet: 21 Gewertet: 19 Nicht gewertet: 2

Vorsprung	Ø km/h	Beste Rundenzeit	km/h	Beste Runde von
4.382	64,913	47.638	66,502	50 - Ondrej Vostatek

Zeitnahme & Auswertung: Camp-Company GmbH, Obmann Ernst Willems, Trier

Orbits

Rennleiter: Zeitnahme:

Reg.Nr. Kart: CK01/13 - MiniBike: r03/13 Aushang:



www.mylaps.com

Ergebnisse vorbehaltlich der technischen Nachuntersuchung.

Lizensiert für Camp Company GmbH

Kart-/Mini Bike Rennen Faßberg

Einsteiger Kartbahn Fliegerhorst Faßberg 0,880 Km

Rennen 4 A-Finale 2 09.06.2013 11:43

Rennen (16 Runden) gestartet um 11:44:26

Pos.	Nr.	Name	Ort	Bewerber	Rnd.	Gesamtzeit	Abstand	Beste Zeit	Ø km/h	Pkt.
E100										
1	50	Ondrej Vostatek	CZE-Prague 4	COMPOS Racing Team	16	13:00.858		47.638	64,913	25
2	37	Marco Fetz	GER-Merkendorf	ADAC TEAM Nordbayern	16	13:05.240	4.382	48.334	64,551	20
3	25	Jan-Ole Jähmig	GER-Saara OT Lehn	jähmig metal racing team	16	13:07.314	2.074	48.392	64,381	16
4	18	Max Zachmann	GER-Remchingen	AMC Ettlingen e.V./ADAC	16	13:08.592	1.278	48.320	64,277	13
5	15	Paul Fröde	GER-Hohenstein-Err	ADAC Racingteam AMC	16	13:10.806	2.214	48.433	64,097	11
6	20	Aaron Schäfer	GER-Schorndorf-Bul	ADAC Württemberg e.V	16	13:16.883	6.077	48.714	63,608	10
7	7	Joshua Bauer	GER-Limbach/Vogtl	ADAC Sachsen Leistungs	16	13:17.004	0.121	48.510	63,598	9
8	9	Timon Salewski	GER-Bardowick	Team Müller Motorradteil	16	13:17.415	0.411	48.855	63,565	8
9	11	Nicholas Niemann	GER-Borsdorf	ADAC Sachsen Leistungs	16	13:24.856	7.441	49.381	62,978	7
10	52	Petr Svoboda	CZE-Ostrova?ice	-	16	13:25.040	0.184	49.234	62,963	6
11	1	Nicolas Czyba	GER-Oelsnitz	ADAC Racing Team AMC	16	13:29.101	4.061	49.549	62,647	5
12	29	Lucas Busch	GER-Dorum	-	16	13:29.385	0.284	49.297	62,625	4
13	16	Sophia Liebschner	GER-Untersiemau	ADAC TEAM Nordbayern	16	13:33.290	3.905	48.982	62,325	3
14	12	Noel Cosic	GER-Hainburg	AMC Ettlingen e.V.	16	13:39.369	6.079	49.950	61,862	2
15	4	Valentin Frühauf	GER-Fraureuth	ADAC Racing Team AMC	16	13:39.919	0.550	49.971	61,821	1
16	5	Benjamin Hagmaier	GER-Neulingen	AMC Ettlingen e.V./ADAC	15	13:10.721	1 Runde	51.017	60,097	0
17	8	Lukas Franke	GER-Naumburg	ADAC Racing Team AMC	15	13:26.937	16.216	49.519	58,889	0
Nicht Klassifiziert (75% = 12 Rnd.)										
DNF	23	Mauro Herget	GER-Karlstadt am M	ADAC TEAM Nordbayern	14	12:21.325		51.482	59,828	0
DNF	10	Troy Bude	GER-Pöbneck	Beinlich Racing Team e.V	11	9:06.393		48.481	63,778	0
E50										
1	17	Micky Winkler	GER-Schleiz	Beinlich Racing Team e.V	15	13:12.908		51.794	59,931	25
2	27	Lucas Schaba	GER-Münzenberg	Beinlich Racing Team e.V	15	13:15.842	2.934	51.523	59,710	20

Bemerkungen

Gestartet: 21 Gewertet: Nicht gewertet:

Vorsprung 4.382 **Ø km/h** 64,913 **Beste Rundenzeit** 47.638 **km/h** 66,502 **Beste Runde von** 50 - Ondrej Vostatek

Zeitnahme & Auswertung: Camp-Company GmbH, Obmann Ernst Willems, Trier

Orbits

Rennleiter: Zeitnahme:

Reg.Nr. Kart: CK01/13 - MiniBike: r03/13 Aushang:



www.mylaps.com

Ergebnisse vorbehaltlich der technischen Nachuntersuchung.

Lizensiert für Camp Company GmbH

Kart-/Mini Bike Rennen Faßberg

Einsteiger

Kartbahn Fliegerhorst Faßberg 0,880 Km

Rennen 4 A-Finale 2

09.06.2013 11:43

Rennen (16 Runden) gestartet um 11:44:26

Runde	Rundenzeit	Diff.	Tageszeit
<u>(50) Ondrej Vostatek</u>			
1	50.512	+2.874	11:45:17.242
2	48.977	+1.339	11:46:06.219
3	49.866	+2.228	11:46:56.085
4	49.015	+1.377	11:47:45.100
5	48.386	+0.748	11:48:33.486
6	48.418	+0.780	11:49:21.904
7	47.638		11:50:09.542
8	47.836	+0.198	11:50:57.378
9	48.074	+0.436	11:51:45.452
10	48.361	+0.723	11:52:33.813
11	48.503	+0.865	11:53:22.316
12	48.440	+0.802	11:54:10.756
13	51.349	+3.711	11:55:02.105
14	48.513	+0.875	11:55:50.618
15	48.252	+0.614	11:56:38.870
16	48.718	+1.080	11:57:27.588

Runde	Rundenzeit	Diff.	Tageszeit
<u>(37) Marco Fetz</u>			
1	52.030	+3.696	11:45:18.814
2	49.709	+1.375	11:46:08.523
3	49.256	+0.922	11:46:57.779
4	48.850	+0.516	11:47:46.629
5	48.883	+0.549	11:48:35.512
6	48.537	+0.203	11:49:24.049
7	48.387	+0.053	11:50:12.436
8	48.549	+0.215	11:51:00.985
9	48.439	+0.105	11:51:49.424
10	48.392	+0.058	11:52:37.816
11	48.466	+0.132	11:53:26.282
12	48.334		11:54:14.616
13	48.777	+0.443	11:55:03.393
14	50.335	+2.001	11:55:53.728
15	49.829	+1.495	11:56:43.557
16	48.413	+0.079	11:57:31.970

Runde	Rundenzeit	Diff.	Tageszeit
<u>(25) Jan-Ole Jähnig</u>			
1	52.408	+4.016	11:45:19.338
2	49.658	+1.266	11:46:08.996
3	48.899	+0.507	11:46:57.895
4	49.011	+0.619	11:47:46.906
5	48.816	+0.424	11:48:35.722
6	48.449	+0.057	11:49:24.171
7	48.695	+0.303	11:50:12.866
8	48.392		11:51:01.258
9	48.528	+0.136	11:51:49.786
10	48.622	+0.230	11:52:38.408
11	48.502	+0.110	11:53:26.910
12	48.724	+0.332	11:54:15.634
13	49.190	+0.798	11:55:04.824
14	50.370	+1.978	11:55:55.194
15	49.647	+1.255	11:56:44.841
16	49.203	+0.811	11:57:34.044

Runde	Rundenzeit	Diff.	Tageszeit
<u>(18) Max Zachmann</u>			
1	53.472	+5.152	11:45:20.984
2	49.922	+1.602	11:46:10.906
3	49.222	+0.902	11:47:00.128
4	48.812	+0.492	11:47:48.940
5	49.355	+1.035	11:48:38.295
6	49.012	+0.692	11:49:27.307
7	49.368	+1.048	11:50:16.675
8	49.305	+0.985	11:51:05.980
9	48.993	+0.673	11:51:54.973
10	48.495	+0.175	11:52:43.468

Runde	Rundenzeit	Diff.	Tageszeit
11	48.426	+0.106	11:53:31.894
12	48.320		11:54:20.214
13	49.131	+0.811	11:55:09.345
14	48.467	+0.147	11:55:57.812
15	48.710	+0.390	11:56:46.522
16	48.800	+0.480	11:57:35.322

Runde	Rundenzeit	Diff.	Tageszeit
<u>(15) Paul Fröde</u>			
1	53.329	+4.896	11:45:20.500
2	49.717	+1.284	11:46:10.217
3	49.474	+1.041	11:46:59.691
4	48.974	+0.541	11:47:48.665
5	49.474	+1.041	11:48:38.139
6	48.939	+0.506	11:49:27.078
7	49.411	+0.978	11:50:16.489
8	49.301	+0.868	11:51:05.790
9	48.916	+0.483	11:51:54.706
10	49.309	+0.876	11:52:44.015
11	48.456	+0.023	11:53:32.471
12	48.738	+0.305	11:54:21.209
13	48.864	+0.431	11:55:10.073
14	48.433		11:55:58.506
15	49.652	+1.219	11:56:48.158
16	49.378	+0.945	11:57:37.536

Runde	Rundenzeit	Diff.	Tageszeit
<u>(20) Aaron Schäfer</u>			
1	53.317	+4.603	11:45:21.543
2	50.093	+1.379	11:46:11.636
3	50.112	+1.398	11:47:01.748
4	49.708	+0.994	11:47:51.456
5	49.354	+0.640	11:48:40.810
6	49.574	+0.860	11:49:30.384
7	48.714		11:50:19.098
8	48.830	+0.116	11:51:07.928
9	48.797	+0.083	11:51:56.725
10	49.243	+0.529	11:52:45.968
11	49.534	+0.820	11:53:35.502
12	49.528	+0.814	11:54:25.030
13	49.754	+1.040	11:55:14.784
14	49.156	+0.442	11:56:03.940
15	49.324	+0.610	11:56:53.264
16	50.349	+1.635	11:57:43.613

Runde	Rundenzeit	Diff.	Tageszeit
<u>(7) Joshua Bauer</u>			
1	53.492	+4.982	11:45:21.271
2	49.903	+1.393	11:46:11.174
3	50.100	+1.590	11:47:01.274
4	49.486	+0.976	11:47:50.760
5	49.332	+0.822	11:48:40.092
6	49.198	+0.688	11:49:29.290
7	48.968	+0.458	11:50:18.258
8	48.733	+0.223	11:51:06.991
9	48.510		11:51:55.501
10	48.698	+0.188	11:52:44.199
11	48.582	+0.072	11:53:32.781
12	48.650	+0.140	11:54:21.431
13	48.930	+0.420	11:55:10.361
14	48.548	+0.038	11:55:58.909
15	49.269	+0.759	11:56:48.178
16	55.556	+7.046	11:57:43.734

Runde	Rundenzeit	Diff.	Tageszeit
<u>(9) Timon Salewski</u>			
1	54.529	+5.674	11:45:22.445
2	50.089	+1.234	11:46:12.534
3	49.882	+1.027	11:47:02.416
4	49.585	+0.730	11:47:52.001

Runde	Rundenzeit	Diff.	Tageszeit
5	49.441	+0.586	11:48:41.442
6	49.327	+0.472	11:49:30.769
7	48.941	+0.086	11:50:19.710
8	48.893	+0.038	11:51:08.603
9	48.855		11:51:57.458
10	49.049	+0.194	11:52:46.507
11	49.216	+0.361	11:53:35.723
12	49.446	+0.591	11:54:25.169
13	49.826	+0.971	11:55:14.995
14	49.144	+0.289	11:56:04.139
15	49.346	+0.491	11:56:53.485
16	50.660	+1.805	11:57:44.145

Runde	Rundenzeit	Diff.	Tageszeit
<u>(11) Nicholas Niemann</u>			
1	54.546	+5.165	11:45:23.656
2	50.543	+1.162	11:46:14.199
3	50.479	+1.098	11:47:04.678
4	50.051	+0.670	11:47:54.729
5	49.912	+0.531	11:48:44.641
6	49.554	+0.173	11:49:34.195
7	49.658	+0.277	11:50:23.853
8	49.421	+0.040	11:51:13.274
9	49.590	+0.209	11:52:02.864
10	49.902	+0.521	11:52:52.766
11	49.754	+0.373	11:53:42.520
12	49.598	+0.217	11:54:32.118
13	49.423	+0.042	11:55:21.541
14	49.381		11:56:10.922
15	49.746	+0.365	11:57:00.668
16	50.918	+1.537	11:57:51.586

Runde	Rundenzeit	Diff.	Tageszeit
<u>(52) Petr Svoboda</u>			
1	55.208	+5.974	11:45:23.949
2	50.464	+1.230	11:46:14.413
3	49.737	+0.503	11:47:04.150
4	49.707	+0.473	11:47:53.857
5	49.545	+0.311	11:48:43.402
6	49.410	+0.176	11:49:32.812
7	49.234		11:50:22.046
8	49.991	+0.757	11:51:12.037
9	50.305	+1.071	11:52:02.342
10	50.048	+0.814	11:52:52.390
11	49.823	+0.589	11:53:42.213
12	49.618	+0.384	11:54:31.831
13	50.021	+0.787	11:55:21.852
14	49.475	+0.241	11:56:11.327
15	49.612	+0.378	11:57:00.939
16	50.831	+1.597	11:57:51.770

Runde	Rundenzeit	Diff.	Tageszeit
<u>(1) Nicolas Czyba</u>			
1	56.335	+6.786	11:45:24.919
2	51.133	+1.584	11:46:16.052
3	51.257	+1.708	11:47:07.309
4	50.803	+1.254	11:47:58.112
5	49.892	+0.343	11:48:48.004
6	49.982	+0.433	11:49:37.986
7	49.699	+0.150	11:50:27.685
8	49.807	+0.258	11:51:17.492
9	49.842	+0.293	11:52:07.334
10	49.763	+0.214	11:52:57.097
11	49.630	+0.081	11:53:46.727
12	50.366	+0.817	11:54:37.093
13	49.865	+0.316	11:55:26.958
14	49.659	+0.110	11:56:16.617
15	49.549		11:57:06.166
16	49.665	+0.116	11:57:55.831

Kart-/Mini Bike Rennen Faßberg

Einsteiger

Kartbahn Fliegerhorst Faßberg 0,880 Km

Rennen 4 A-Finale 2

09.06.2013 11:43

Rennen (16 Runden) gestartet um 11:44:26

Runde	Rundenzeit	Diff.	Tageszeit
(29) Lucas Busch			
1	56.025	+6.728	11:45:25.397
2	51.297	+2.000	11:46:16.694
3	50.784	+1.487	11:47:07.478
4	51.382	+2.085	11:47:58.860
5	50.803	+1.506	11:48:49.663
6	50.747	+1.450	11:49:40.410
7	49.322	+0.025	11:50:29.732
8	49.602	+0.305	11:51:19.334
9	49.682	+0.385	11:52:09.016
10	49.566	+0.269	11:52:58.582
11	49.398	+0.101	11:53:47.980
12	49.582	+0.285	11:54:37.562
13	49.682	+0.385	11:55:27.244
14	49.910	+0.613	11:56:17.154
15	49.297		11:57:06.451
16	49.664	+0.367	11:57:56.115

Runde	Rundenzeit	Diff.	Tageszeit
(16) Sophia Liebschner			
1	56.769	+7.787	11:45:25.210
2	50.762	+1.780	11:46:15.972
3	50.376	+1.394	11:47:06.348
4	49.577	+0.595	11:47:55.925
5	49.561	+0.579	11:48:45.486
6	48.982		11:49:34.468
7	49.646	+0.664	11:50:24.114
8	49.403	+0.421	11:51:13.517
9	49.590	+0.608	11:52:03.107
10	49.887	+0.905	11:52:52.994
11	50.148	+1.166	11:53:43.142
12	56.512	+7.530	11:54:39.654
13	49.758	+0.776	11:55:29.412
14	49.684	+0.702	11:56:19.096
15	49.956	+0.974	11:57:09.052
16	50.968	+1.986	11:58:00.020

Runde	Rundenzeit	Diff.	Tageszeit
(12) Noel Cosic			
1	56.396	+6.446	11:45:24.728
2	51.060	+1.110	11:46:15.788
3	51.406	+1.456	11:47:07.194
4	51.549	+1.599	11:47:58.743
5	50.675	+0.725	11:48:49.418
6	50.857	+0.907	11:49:40.275
7	50.891	+0.941	11:50:31.166
8	50.320	+0.370	11:51:21.486
9	50.443	+0.493	11:52:11.929
10	49.950		11:53:01.879
11	50.167	+0.217	11:53:52.046
12	51.841	+1.891	11:54:43.887
13	50.271	+0.321	11:55:34.158
14	50.366	+0.416	11:56:24.524
15	50.593	+0.643	11:57:15.117
16	50.982	+1.032	11:58:06.099

Runde	Rundenzeit	Diff.	Tageszeit
(4) Valentin Frühauf			
1	58.272	+8.301	11:45:27.112
2	50.426	+0.455	11:46:17.538
3	50.320	+0.349	11:47:07.858
4	51.053	+1.082	11:47:58.911
5	51.145	+1.174	11:48:50.056
6	50.454	+0.483	11:49:40.510
7	50.785	+0.814	11:50:31.295
8	50.287	+0.316	11:51:21.582
9	50.450	+0.479	11:52:12.032
10	49.971		11:53:02.003

Runde	Rundenzeit	Diff.	Tageszeit
11	50.175	+0.204	11:53:52.178
12	51.796	+1.825	11:54:43.974
13	50.357	+0.386	11:55:34.331
14	50.338	+0.367	11:56:24.669
15	50.555	+0.584	11:57:15.224
16	51.425	+1.454	11:58:06.649

Runde	Rundenzeit	Diff.	Tageszeit
(5) Benjamin Hagmaier			
1	59.891	+8.874	11:45:29.919
2	52.620	+1.603	11:46:22.539
3	51.829	+0.812	11:47:14.368
4	51.918	+0.901	11:48:06.286
5	51.891	+0.874	11:48:58.177
6	51.951	+0.934	11:49:50.128
7	51.032	+0.015	11:50:41.160
8	51.925	+0.908	11:51:33.085
9	52.256	+1.239	11:52:25.341
10	51.610	+0.593	11:53:16.951
11	52.136	+1.119	11:54:09.087
12	53.291	+2.274	11:55:02.378
13	51.017		11:55:53.395
14	51.330	+0.313	11:56:44.725
15	52.726	+1.709	11:57:37.451

Runde	Rundenzeit	Diff.	Tageszeit
(17) Micky Winkler			
1	57.070	+5.276	11:45:26.671
2	52.578	+0.784	11:46:19.249
3	52.540	+0.746	11:47:11.789
4	52.454	+0.660	11:48:04.243
5	52.010	+0.216	11:48:56.253
6	52.163	+0.369	11:49:48.416
7	51.952	+0.158	11:50:40.368
8	52.077	+0.283	11:51:32.445
9	51.932	+0.138	11:52:24.377
10	51.794		11:53:16.171
11	52.506	+0.712	11:54:08.677
12	53.308	+1.514	11:55:01.985
13	53.276	+1.482	11:55:55.261
14	52.351	+0.557	11:56:47.612
15	52.026	+0.232	11:57:39.638

Runde	Rundenzeit	Diff.	Tageszeit
(27) Lucas Schaba			
1	58.600	+7.077	11:45:28.413
2	52.962	+1.439	11:46:21.375
3	52.410	+0.887	11:47:13.785
4	51.929	+0.406	11:48:05.714
5	52.326	+0.803	11:48:58.040
6	51.895	+0.372	11:49:49.935
7	52.273	+0.750	11:50:42.208
8	51.846	+0.323	11:51:34.054
9	51.523		11:52:25.577
10	52.031	+0.508	11:53:17.608
11	52.112	+0.589	11:54:09.720
12	53.548	+2.025	11:55:03.268
13	53.062	+1.539	11:55:56.330
14	52.832	+1.309	11:56:49.162
15	53.410	+1.887	11:57:42.572

Runde	Rundenzeit	Diff.	Tageszeit
(8) Lukas Franke			
1	54.376	+4.857	11:45:22.966
2	50.470	+0.951	11:46:13.436
3	50.158	+0.639	11:47:03.594
4	49.946	+0.427	11:47:53.540
5	49.519		11:48:43.059
6	49.582	+0.063	11:49:32.641
7	49.909	+0.390	11:50:22.550

Runde	Rundenzeit	Diff.	Tageszeit
8	49.813	+0.294	11:51:12.363
9	50.244	+0.725	11:52:02.607
10	49.969	+0.450	11:52:52.576
11	50.364	+0.845	11:53:42.940
12	1:36.609	+47.090	11:55:19.549
13	50.268	+0.749	11:56:09.817
14	50.681	+1.162	11:57:00.498
15	53.169	+3.650	11:57:53.667

Runde	Rundenzeit	Diff.	Tageszeit
(23) Mauro Herget			
1	59.162	+7.680	11:45:28.798
2	52.911	+1.429	11:46:21.709
3	52.397	+0.915	11:47:14.106
4	51.962	+0.480	11:48:06.068
5	51.652	+0.170	11:48:57.720
6	51.482		11:49:49.202
7	51.819	+0.337	11:50:41.021
8	51.875	+0.393	11:51:32.896
9	52.040	+0.558	11:52:24.936
10	51.853	+0.371	11:53:16.789
11	52.160	+0.678	11:54:08.949
12	53.279	+1.797	11:55:02.228
13	53.491	+2.009	11:55:55.719
14	52.336	+0.854	11:56:48.055

Runde	Rundenzeit	Diff.	Tageszeit
(10) Troy Bude			
1	53.887	+5.406	11:45:21.955
2	50.162	+1.681	11:46:12.117
3	49.829	+1.348	11:47:01.946
4	49.615	+1.134	11:47:51.561
5	49.404	+0.923	11:48:40.965
6	48.614	+0.133	11:49:29.579
7	48.891	+0.410	11:50:18.470
8	48.640	+0.159	11:51:07.110
9	48.919	+0.438	11:51:56.029
10	48.481		11:52:44.510
11	48.613	+0.132	11:53:33.123

Kart-/Mini Bike Rennen Faßberg

Rundenliste

Einsteiger

Kartbahn Fliegerhorst Faßberg 0,880 Km

Rennen 4 A-Finale 2

09.06.2013 11:43

Rennen (16 Runden) gestartet um 11:44:26

Fahrer	Runden																
	0	1	2	3	4	5	6	7	8	9	10	11	12	13	14	15	16
Ondrej Vostatek (50)	1	50	50	50	50	50	50	50	50	50	50	50	50	50	50	50	50
Marco Fetz (37)	2	37	37	37	37	37	37	37	37	37	37	37	37	37	37	37	37
Jan-Ole Jähmig (25)	3	25	25	25	25	25	25	25	25	25	25	25	25	25	25	25	25
Paul Fröde (15)	4	15	15	15	15	15	15	15	15	15	18	18	18	18	18	18	18
Max Zachmann (18)	5	18	18	18	18	18	18	18	18	18	15	15	15	15	15	15	15
Joshua Bauer (7)	6	7	7	7	7	7	7	7	7	7	7	7	7	7	7	7	20
Timon Salewski (9)	7	9	20	20	20	20	10	10	10	10	10	10	20	20	20	20	7
Troy Bude (10)	8	10	10	10	10	10	20	20	20	20	20	20	9	9	9	9	9
Aaron Schäfer (20)	9	20	9	9	9	9	9	9	9	9	9	9	52	11	11	11	11
Noel Cosic (12)	10	12	8	8	8	8	8	8	52	52	52	52	52	11	52	52	52
Sophia Liebschner (16)	11	16	11	11	52	52	52	52	8	8	8	8	11	1	1	1	1
Nicolas Czyba (1)	12	1	52	52	11	11	11	11	11	11	11	11	8	29	29	29	29
Lukas Franke (8)	13	8	12	12	16	16	16	16	16	16	16	16	16	16	16	16	16
Petr Svoboda (52)	14	52	1	16	12	1	1	1	1	1	1	1	1	12	12	12	12
Valentin Frühauf (4)	15	4	16	1	1	12	12	12	29	29	29	29	29	4	4	4	4
Nicholas Niemann (11)	16	11	29	29	29	29	29	29	12	12	12	12	12	17	5	5	5
Lucas Busch (29)	17	29	17	4	4	4	4	4	4	4	4	4	4	23	17	17	17
Micky Winkler (17)	18	17	4	17	17	17	17	17	17	17	17	17	17	5	23	23	27
Mauro Herget (23)	19	23	27	27	27	27	23	23	23	23	23	23	23	27	27	27	8
Lucas Schaba (27)	20	27	23	23	23	23	27	27	5	5	5	5	5	8	8	8	
Benjamin Hagmaier (5)	21	5	5	5	5	5	5	5	27	27	27	27	27				

Kart-/Mini Bike Rennen Faßberg

Einsteiger Kartbahn Fliegerhorst Faßberg 0,880 Km

Rennen 5 B-Finale 2 09.06.2013 12:01

Rennen (14 Runden) gestartet um 12:15:13

Pos.	Nr.	Name	Ort	Bewerber	Rnd.	Gesamtzeit	Abstand	Beste Zeit	Ø km/h	Pkt.
1	89	Patryk Medwediuk	GER-Friedberg	ADAC Hessen-Thüringen,	14	12:25.529		52.358	59,491	0
2	21	Elias Celik	GER-Ober-Ramstadt	Amc Ettlingen	14	12:37.113	11.584	52.950	58,580	0
3	53	Michelangelo Frate	ITA-München	ADAC Team Südbayern e	14	12:43.968	6.855	53.663	58,055	0
4	2	Nina Castellano	GER-Karlsruhe	AMC Ettlingen e.V./ADAC	14	12:50.055	6.087	53.443	57,596	0
5	3	Nick Filler	GER-Neustadt an der	Beinlich Racing Team e.V.	13	13:15.960	1 Runde	59.402	51,741	0
6	51	Tristan Walch	AUT-Lechaschau	-	13	13:20.963	5.003	1:00.281	51,418	0

Nicht Klassifiziert (75% = 11 Rnd.)

DNS	6	Mika Christiansen	GER-Hamburg	ADAC Team Hansa e.V.						0
-----	---	-------------------	-------------	----------------------	--	--	--	--	--	---

Bemerkungen

Gestartet: 6 Gewertet: 6 Nicht gewertet:

Vorsprung	Ø km/h	Beste Rundenzeit	km/h	Beste Runde von
11.584	59,491	52.358	60,507	89 - Patryk Medwediuk

Zeitnahme & Auswertung: Camp-Company GmbH, Obmann Ernst Willems, Trier

Orbits

Rennleiter: Zeitnahme:

Reg.Nr. Kart: CK01/13 - MiniBike: r03/13 Aushang:



www.mylaps.com

Ergebnisse vorbehaltlich der technischen Nachuntersuchung.

Lizensiert für Camp Company GmbH

Kart-/Mini Bike Rennen Faßberg

Einsteiger Kartbahn Fliegerhorst Faßberg 0,880 Km

Rennen 5 B-Finale 2 09.06.2013 12:01

Rennen (14 Runden) gestartet um 12:15:13

Pos.	Nr.	Name	Ort	Bewerber	Rnd.	Gesamtzeit	Abstand	Beste Zeit	Ø km/h	Pkt.
E100										
1	2	Nina Castellano	GER-Karlsruhe	AMC Ettlingen e.V./ADAC	14	12:50.055		53.443	57,596	0
E50										
1	89	Patryk Medwediuk	GER-Friedberg	ADAC Hessen-Thüringen,	14	12:25.529		52.358	59,491	0
2	21	Elias Celik	GER-Ober-Ramstadt	Amc Ettlingen	14	12:37.113	11.584	52.950	58,580	0
3	53	Michelangelo Frate	ITA-München	ADAC Team Südbayern e	14	12:43.968	6.855	53.663	58,055	0
4	3	Nick Filler	GER-Neustadt an der	Beinlich Racing Team e.V.	13	13:15.960	1 Runde	59.402	51,741	0
5	51	Tristan Walch	AUT-Lechaschau	-	13	13:20.963	5.003	1:00.281	51,418	0
Nicht Klassifiziert (75% = 11 Rnd.)										
DNS	6	Mika Christiansen	GER-Hamburg	ADAC Team Hansa e.V.					-	0

Bemerkungen

Gestartet: 6 Gewertet: 6 Nicht gewertet:

Vorsprung	Ø km/h	Beste Rundenzeit	km/h	Beste Runde von
11.584	59,491	52.358	60,507	89 - Patryk Medwediuk

Zeitnahme & Auswertung: Camp-Company GmbH, Obmann Ernst Willems, Trier

Orbits

Rennleiter: Zeitnahme:

Reg.Nr. Kart: CK01/13 - MiniBike: r03/13 Aushang:



www.mylaps.com

Ergebnisse vorbehaltlich der technischen Nachuntersuchung.

Lizensiert für Camp Company GmbH

Kart-/Mini Bike Rennen Faßberg

Einsteiger

Kartbahn Fliegerhorst Faßberg 0,880 Km

Rennen 5 B-Finale 2

09.06.2013 12:01

Rennen (14 Runden) gestartet um 12:15:13

Runde	Rundenzeit	Diff.	Tageszeit
(89) Patryk Medwediuk			
1	56.099	+3.741	12:16:09.646
2	53.274	+0.916	12:17:02.920
3	53.644	+1.286	12:17:56.564
4	53.500	+1.142	12:18:50.064
5	52.906	+0.548	12:19:42.970
6	52.816	+0.458	12:20:35.786
7	52.672	+0.314	12:21:28.458
8	54.729	+2.371	12:22:23.187
9	52.818	+0.460	12:23:16.005
10	52.358		12:24:08.363
11	52.487	+0.129	12:25:00.850
12	52.764	+0.406	12:25:53.614
13	52.713	+0.355	12:26:46.327
14	52.749	+0.391	12:27:39.076

Runde	Rundenzeit	Diff.	Tageszeit
(21) Elias Celik			
1	56.876	+3.926	12:16:10.664
2	54.802	+1.852	12:17:05.466
3	54.261	+1.311	12:17:59.727
4	54.427	+1.477	12:18:54.154
5	53.992	+1.042	12:19:48.146
6	54.175	+1.225	12:20:42.321
7	53.895	+0.945	12:21:36.216
8	53.236	+0.286	12:22:29.452
9	55.608	+2.658	12:23:25.060
10	53.533	+0.583	12:24:18.593
11	52.950		12:25:11.543
12	53.131	+0.181	12:26:04.674
13	53.011	+0.061	12:26:57.685
14	52.975	+0.025	12:27:50.660

Runde	Rundenzeit	Diff.	Tageszeit
(53) Michelangelo Frate			
1	57.466	+3.803	12:16:11.280
2	54.475	+0.812	12:17:05.755
3	54.290	+0.627	12:18:00.045
4	54.392	+0.729	12:18:54.437
5	53.966	+0.303	12:19:48.403
6	54.325	+0.662	12:20:42.728
7	53.853	+0.190	12:21:36.581
8	53.663		12:22:30.244
9	55.146	+1.483	12:23:25.390
10	55.274	+1.611	12:24:20.664
11	53.863	+0.200	12:25:14.527
12	53.761	+0.098	12:26:08.288
13	54.052	+0.389	12:27:02.340
14	55.175	+1.512	12:27:57.515

Runde	Rundenzeit	Diff.	Tageszeit
(2) Nina Castellano			
1	59.359	+5.916	12:16:14.020
2	56.268	+2.825	12:17:10.288
3	55.345	+1.902	12:18:05.633
4	54.754	+1.311	12:19:00.387
5	54.275	+0.832	12:19:54.662
6	53.791	+0.348	12:20:48.453
7	53.880	+0.437	12:21:42.333
8	54.544	+1.101	12:22:36.877
9	54.390	+0.947	12:23:31.267
10	55.354	+1.911	12:24:26.621
11	54.548	+1.105	12:25:21.169
12	54.098	+0.655	12:26:15.267
13	53.443		12:27:08.710
14	54.892	+1.449	12:28:03.602

Runde	Rundenzeit	Diff.	Tageszeit
(3) Nick Filler			

Runde	Rundenzeit	Diff.	Tageszeit
1	1:03.617	+4.215	12:16:19.207
2	1:02.801	+3.399	12:17:22.008
3	1:01.401	+1.999	12:18:23.409
4	1:00.546	+1.144	12:19:23.955
5	1:00.729	+1.327	12:20:24.684
6	1:00.094	+0.692	12:21:24.778
7	1:00.009	+0.607	12:22:24.787
8	59.402		12:23:24.189
9	1:00.559	+1.157	12:24:24.748
10	1:03.176	+3.774	12:25:27.924
11	1:00.312	+0.910	12:26:28.236
12	1:00.208	+0.806	12:27:28.444
13	1:01.063	+1.661	12:28:29.507

Runde	Rundenzeit	Diff.	Tageszeit
(51) Tristan Walch			
1	1:03.826	+3.545	12:16:19.630
2	1:03.115	+2.834	12:17:22.745
3	1:01.111	+0.830	12:18:23.856
4	1:01.148	+0.867	12:19:25.004
5	1:00.717	+0.436	12:20:25.721
6	1:00.908	+0.627	12:21:26.629
7	1:01.640	+1.359	12:22:28.269
8	1:01.151	+0.870	12:23:29.420
9	1:00.906	+0.625	12:24:30.326
10	1:01.566	+1.285	12:25:31.892
11	1:01.760	+1.479	12:26:33.652
12	1:00.577	+0.296	12:27:34.229
13	1:00.281		12:28:34.510

Kart-/Mini Bike Rennen Faßberg

Rundenliste

Einsteiger Kartbahn Fliegerhorst Faßberg 0,880 Km

Rennen 5 B-Finale 2 09.06.2013 12:01

Rennen (14 Runden) gestartet um 12:15:13

Fahrer	Runden														
	0	1	2	3	4	5	6	7	8	9	10	11	12	13	14
Patryk Medwediuk (89)	1	89	89	89	89	89	89	89	89	89	89	89	89	89	89
Elias Celik (21)	2	21	21	21	21	21	21	21	21	21	21	21	21	21	21
Michelangelo Frate (53)	3	53	53	53	53	53	53	53	53	53	53	53	53	53	53
Nina Castellano (2)	4	2	2	2	2	2	2	2	2	2	2	2	2	2	2
Nick Filler (3)	5	3	3	3	3	3	3	3	3	3	3	3	3	3	3
Tristan Walch (51)	6	51	51	51	51	51	51	51	51	51	51	51	51	51	51
-	7														