

# ADAC Formel Masters

## Result List Race 3



Provisional

**DMSB** Reg. Nr.: 167/13  
Deutscher Motor Sport Bund e.V.

Sachsenring, Length: 3645 m  
 Air temperature: 16.7°C  
 Track temperature: 20.4°C  
 Weather condition: Wet

Sunday 9.6.2013 15:35

started : 20      classified : 18

not classified : 2

Competitor Drivers	Sponsor Car	Laps	Total Time	Gap	Kph	Lap	Time	Kph
1 4 Lotus B.Visser(NLD)	Formel ADAC power by Volkswagen	6	13:18.832		98,6	2	2:13.462	98,3
2 11 ADAC Berlin-Brandenburg e.V. H.Grapp(DEU)	Formel ADAC power by Volkswagen	6	13:20.024	1.192	98,4	2	2:13.708	98,1
3 16 Schiller-Motorsport J.Kremer(DEU)	Formel ADAC power by Volkswagen	6	13:22.276	3.444	98,1	2	2:13.362	98,4
4 27 Team KUG Motorsport F.Herzog(DEU)	Formel ADAC power by Volkswagen	6	13:23.587	4.755	98,0	2	2:14.025	97,9
5 6 Neuhauser Racing Team M.Dienst(DEU)	ADAC Nordbaden e.V. Formel ADAC power by Volkswagen	6	13:24.432	5.600	97,9	2	2:14.136	97,8
6 5 Lotus I.Dontje(NLD)	Formel ADAC power by Volkswagen	6	13:26.037	7.205	97,7	4	2:14.359	97,7
7 15 ADAC Berlin-Brandenburg e.V. A.Picariello(BEL)	Formel ADAC power by Volkswagen	6	13:27.499	8.667	97,5	4	2:14.528	97,5
8 3 Lotus M.Jensen(DNK)	Formel ADAC power by Volkswagen	6	13:30.856	12.024	97,1	2	2:14.034	97,9
9 7 Neuhauser Racing Team N.Beer(DEN)	Formel ADAC power by Volkswagen	6	13:31.241	12.409	97,1	4	2:13.825	98,1
10 10 ADAC Berlin-Brandenburg e.V. K.Schramm(DEU)	ADAC Berlin-Brandenburg e.V. Formel ADAC power by Volkswagen	6	13:32.534	13.702	96,9	4	2:13.755	98,1
11 8 Neuhauser Racing Team S.Riener(AUT)	Formel ADAC power by Volkswagen	6	13:34.494	15.662	96,7	4	2:13.420	98,4
12 17 Schiller Motorsport F.Schiller(DEU)	Formel ADAC power by Volkswagen	6	13:36.862	18.030	96,4	4	2:13.390	98,4
13 9 ADAC Berlin-Brandenburg e.V. M.Günther(DEU)	Formel ADAC power by Volkswagen	6	13:40.957	22.125	95,9	4	2:12.460	99,1
14 26 Team KUG Motorsport R.Boschung(CHE)	Formel ADAC power by Volkswagen	6	13:43.243	24.411	95,6	4	2:12.335	99,2
15 2 Lotus C.O'Keeffe(RSA)	Formel ADAC power by Volkswagen	6	13:46.012	27.180	95,3	4	2:12.187	99,3
16 14 ADAC Berlin-Brandenburg e.V. G.Maggi(CHE)	Formel ADAC power by Volkswagen	6	13:47.851	29.019	95,1	4	2:12.420	99,1
17 24 Team KUG Motorsport S.Kox(NLD)	Formel ADAC power by Volkswagen	6	13:50.221	31.389	94,8	4	2:12.372	99,1
18 19 KSW Motorsport K.Giersiepen(DEU)	ADAC Westfalen Team Sport Formel ADAC power by Volkswagen	6	13:52.793	33.961	94,5	4	2:12.231	99,2
<b>started</b>								
20 KSW Motorsport M.Gatz(DEU)	ADAC Westfalen Team Sport Formel ADAC power by Volkswagen							
22 JBR Motorsport & Engineering GmbH B.Gentgen(DEU)	ADAC Nordrhein e.V. Formel ADAC power by Volkswagen							

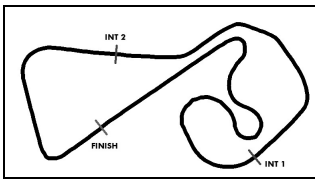
Fastest lap of the race. Car 2 driver on lap 4. Time 2:12.187, average speed 99,3 km/h.

Subject to final scrutineering!

Publications Time:

Clerk of the course:

Time Keeping:



# ADAC Formel Masters

## Lap chart Race 3

Provisional

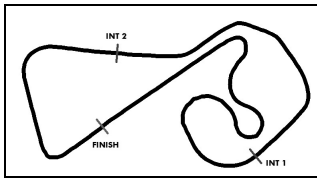


Sachsenring, Length: 3645 m

Sunday 9.6.2013 15:35

POS	1	2	3	4	5	6	7	8	9	10	11	12	13	14	15	16	17	18	19	20	21	22
LAP 1	4	11	16	27	6	5	15	3	7	10	8	17	9	26	2	14	24	19				
LAP 2	4	11	16	27	6	5	15	3	7	10	8	17	9	26	2	14	24	19				
LAP 3	4	11	16	27	6	5	15	3	7	10	8	17	9	26	2	14	24	19				
LAP 4	4	11	16	27	6	5	15	3	7	10	8	17	9	26	2	14	24	19				
LAP 5	4	11	16	27	6	5	15	3	7	10	8	17	9	26	2	14	24	19				
LAP 6	4	11	16	27	6	5	15	3	7	10	8	17	9	26	2	14	24	19				

. - PIT STOP ' - LAP BEHIND



# ADAC Formel Masters



## Lap analysis Race 3

Provisional

Sachsenring, Length: 3645 m

Air temperature: 16.7°C

Track temperature: 20.2°C

Weather condition: Wet

**DMSB** Reg. Nr.: 167/13  
Deutscher Motor Sport Bund e.V.

Sunday 9.6.2013 15:35

Lap	Time	SE1	SP1	SE2	SP2	SE3	SP3	TSP	Lap	Time	SE1	SP1	SE2	SP2	SE3	SP3	TSP
<b>2</b>	Callan O'Keeffe, RSA ,								<b>theoretical besttime: 2:08.337</b>								
1	1:52.297	59.023		24.884		28.390	132	132	<b>4</b>	<b>2:12.187</b>	1:04.910		<b>32.856</b>		<b>34.421</b>	107	113
2	2:15.198	<b>1:01.060</b>		38.650		35.488	107	112	5	2:18.676	1:07.532		34.407		36.737	126	105
3	2:19.672	1:07.711		34.455		37.506	87	116	6	2:47.982	1:10.144		42.029		55.809	25	85

<b>3</b>	Mikkel Jensen, DNK ,								<b>theoretical besttime: 2:08.284</b>								
1	1:47.472	53.880		24.689		28.903	117	107	4	2:14.282	1:05.996		<b>33.366</b>		<b>34.920</b>	110	105
2	<b>2:14.034</b>	<b>59.998</b>		37.855		36.181	104	110	5	2:17.777	1:06.402		34.495		36.880	86	100
3	2:17.767	1:07.688		34.270		35.809	120	111	6	2:39.524	1:09.582		38.218		51.724	39	107

<b>4</b>	Beitske Visser, NLD ,								<b>theoretical besttime: 2:08.314</b>								
1	1:42.070	50.419		24.028		27.623	128	96	4	2:14.364	1:06.118		<b>33.516</b>		<b>34.730</b>	109	126
2	<b>2:13.462</b>	<b>1:00.068</b>		37.999		35.395	105	147	5	2:17.639	1:06.786		34.655		36.198	104	125
3	2:17.724	1:07.764		34.549		35.411	104	139	6	2:33.573	1:09.657		38.989		44.927	56	125

<b>5</b>	Indy Dontje, NLD ,								<b>theoretical besttime: 2:08.545</b>								
1	1:45.101	52.988		23.679		28.434	122	101	<b>4</b>	<b>2:14.359</b>	1:06.233		<b>33.356</b>		<b>34.770</b>	113	115
2	2:14.417	<b>1:00.419</b>		38.040		35.958	107	113	5	2:18.207	1:06.967		34.066		37.174	89	125
3	2:17.681	1:07.536		34.847		35.298	93	113	6	2:36.272	1:09.113		38.644		48.515	45	120

<b>6</b>	Marvin Dienst, DEU ,								<b>theoretical besttime: 2:08.140</b>								
1	1:44.431	52.298		23.968		28.165	127	111	4	2:14.237	1:06.360		<b>33.182</b>		<b>34.695</b>	94	128
2	<b>2:14.136</b>	<b>1:00.263</b>		38.058		35.815	107	114	5	2:18.258	1:06.947		34.118		37.193	97	120
3	2:17.973	1:07.660		35.063		35.250	99	123	6	2:35.397	1:09.390		38.555		47.452	51	118

<b>7</b>	Nicolas Beer, DEN ,								<b>theoretical besttime: 2:07.950</b>								
1	1:47.784	55.252		24.069		28.463	113	126	<b>4</b>	<b>2:13.825</b>	1:05.894		<b>32.951</b>		<b>34.980</b>	125	101
2	2:14.047	<b>1:00.019</b>		37.941		36.087	107	107	5	2:17.656	1:06.353		34.499		36.804	81	85
3	2:18.227	1:07.699		34.340		36.188	126	102	6	2:39.702	1:09.852		38.212		51.638	41	111

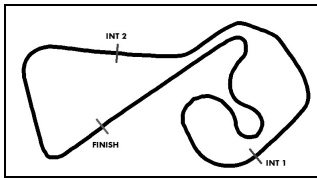
<b>8</b>	Stefan Riener, AUT ,								<b>theoretical besttime: 2:08.603</b>								
1	1:49.183	56.634		25.032		27.517	132	116	<b>4</b>	<b>2:13.420</b>	1:05.196		<b>32.862</b>		<b>35.362</b>	111	113
2	2:14.621	<b>1:00.379</b>		37.826		36.416	121	98	5	2:17.569	1:05.770		34.814		36.985	98	85
3	2:18.489	1:07.301		35.087		36.101	124	108	6	2:41.212	1:09.372		38.870		52.970	34	114

<b>9</b>	Maximilian Günther, DEU ,								<b>theoretical besttime: 2:08.706</b>								
1	1:50.406	57.017		24.890		28.499	119	129	<b>4</b>	<b>2:12.460</b>	1:05.358		<b>32.292</b>		<b>34.810</b>	112	108
2	2:15.814	<b>1:01.604</b>		38.488		35.722	103	91	5	2:18.025	1:07.159		34.359		36.507	98	91
3	2:19.117	1:06.546		35.406		37.165	102	115	6	2:45.135	1:10.520		40.176		54.439	31	87

<b>10</b>	Kim Luis Schramm, DEU ,								<b>theoretical besttime: 2:08.423</b>								
1	1:48.438	55.511		24.804		28.123	108	112	<b>4</b>	<b>2:13.755</b>	1:05.502		<b>33.047</b>		<b>35.206</b>	119	102
2	2:14.328	<b>1:00.170</b>		38.110		36.048	108	111	5	2:17.495	1:06.105		34.667		36.723	96	81
3	2:18.230	1:07.367		35.033		35.830	119	102	6	2:40.288	1:09.791		38.301		52.196	37	105

<b>11</b>	Hendrik Grapp, DEU ,								<b>theoretical besttime: 2:08.280</b>								
1	1:42.422	51.299		24.105		27.018	132	102	4	2:14.228	1:06.183		<b>33.408</b>		<b>34.637</b>	109	115
2	<b>2:13.708</b>	<b>1:00.235</b>		38.101		35.372	101	142	5	2:18.034	1:06.988		34.516		36.530	104	123
3	2:17.673	1:07.803		34.480		35.390	96	138	6	2:33.959	1:09.483		38.845		45.631	57	123

<b>14</b>	Giorgio Maggi, CHE ,								<b>theoretical besttime: 2:07.763</b>								
1	1:53.537	59.431		25.025		29.081	127	117	<b>4</b>	<b>2:12.420</b>	1:05.343		<b>32.915</b>		<b>34.162</b>	112	116
2	2:15.143	<b>1:00.686</b>		38.519		35.938	114	124	5	2:18.904	1:07.385		34.456		37.063	117	108
3	2:19.441	1:07.282		34.666		37.493	85	118	6	2:48.406	1:09.700		42.168		56.538	25	87



# ADAC Formel Masters

## Lap analysis Race 3



Provisional

Sachsenring, Length: 3645 m

Air temperature: 16.7°C

Track temperature: 20.2°C

Weather condition: Wet

**DMSB** Reg. Nr.: 167/13  
Deutscher Motor Sport Bund e.V.

Sunday 9.6.2013 15:35

Lap	Time	SE1	SP1	SE2	SP2	SE3	SP3	TSP	Lap	Time	SE1	SP1	SE2	SP2	SE3	SP3	TSP
<b>15</b>	Alessio Picariello, BEL ,								<b>theoretical besttime: 2:09.068</b>								
1	1:45.624	53.907		23.323		28.394	117	110	<b>4</b>	<b>2:14.528</b>	1:06.296		<b>33.113</b>		<b>35.119</b>	102	109
2	2:14.535	<b>1:00.836</b>		37.863		35.836	110	116	5	2:18.088	1:06.980		33.677		37.431	93	114
3	2:17.719	1:07.652		34.620		35.447	88	109	6	2:37.005	1:09.541		38.242		49.222	46	117

<b>16</b>	Jason Kremer, DEU ,								<b>theoretical besttime: 2:08.301</b>								
1	1:43.688	51.114		24.605		27.969	118	99	4	2:14.345	1:05.956		<b>33.353</b>		<b>35.036</b>	106	143
2	<b>2:13.362</b>	<b>59.912</b>		38.036		35.414	98	132	5	2:17.981	1:06.839		34.349		36.793	98	122
3	2:17.793	1:07.725		34.728		35.340	101	130	6	2:35.107	1:09.471		38.680		46.956	53	127

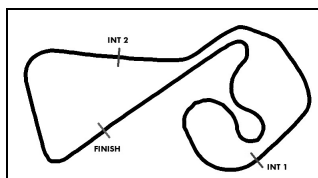
<b>17</b>	Fabian Schiller, DEU ,								<b>theoretical besttime: 2:08.414</b>								
1	1:49.568	55.132		25.693		28.743	130	118	<b>4</b>	<b>2:13.390</b>	1:05.152		<b>32.497</b>		<b>35.741</b>	113	117
2	2:15.181	<b>1:00.176</b>		38.776		36.229	109	101	5	2:17.538	1:05.801		35.631		36.106	98	95
3	2:18.458	1:07.146		35.135		36.177	113	114	6	2:42.727	1:09.822		39.171		53.734	38	97

<b>19</b>	Kim Alexander Giersiepen, DEU ,								<b>theoretical besttime: 2:07.495</b>								
1	1:55.912	59.273		26.912		29.727	114	117	<b>4</b>	<b>2:12.231</b>	1:05.280		<b>33.190</b>		<b>33.761</b>	105	118
2	2:14.932	<b>1:00.544</b>		37.816		36.572	106	123	5	2:19.349	1:07.296		34.547		37.506	106	111
3	2:19.418	1:07.343		34.204		37.871	92	101	6	2:50.951	1:09.638		42.404		58.909	25	81

<b>24</b>	Stephane Kox, NLD ,								<b>theoretical besttime: 2:08.360</b>								
1	1:54.626	59.011		26.188		29.427	129	125	<b>4</b>	<b>2:12.372</b>	1:05.245		<b>33.300</b>		<b>33.827</b>	105	122
2	2:15.264	<b>1:01.233</b>		37.567		36.464	116	105	5	2:19.139	1:07.361		34.398		37.380	108	108
3	2:19.289	1:07.458		34.279		37.552	94	110	6	2:49.531	1:09.818		41.737		57.976	27	83

<b>26</b>	Ralph Boschung, CHE ,								<b>theoretical besttime: 2:09.005</b>								
1	1:50.903	57.601		25.239		28.063	111	134	<b>4</b>	<b>2:12.335</b>	1:05.082		<b>32.731</b>		<b>34.522</b>	109	111
2	2:15.983	<b>1:01.752</b>		38.554		35.677	94	102	5	2:18.016	1:07.758		34.333		35.925	102	103
3	2:19.405	1:07.410		34.667		37.328	92	117	6	2:46.601	1:10.642		41.321		54.638	31	85

<b>27</b>	Florian Herzog, DEU ,								<b>theoretical besttime: 2:08.810</b>								
1	1:43.850	51.542		24.312		27.996	114	91	4	2:14.620	1:06.155		<b>33.918</b>		<b>34.547</b>	90	134
2	<b>2:14.025</b>	<b>1:00.345</b>		38.086		35.594	100	121	5	2:17.879	1:06.606		34.297		36.976	102	123
3	2:17.759	1:07.698		34.946		35.115	96	124	6	2:35.454	1:09.449		38.650		47.355	54	122



# ADAC Formel Masters

## Vmax list Race 3

Provisional



Sachsenring, Length: 3645 m

Air temperature: 16.7°C

Track temperature: 20.2°C

Weather condition: Wet

**DMSB** Reg. Nr.: 167/13  
Deutscher Motor Sport Bund e.V.

Sunday 9.6.2013 15:35

Nr	Team, Car, Driver, Nat	Top speed
4	Lotus, Formel ADAC powered by Volkswagen Visser Beitske , NLD	km/h
11	Mücke-Motorsport, Formel ADAC powered by Volkswagen Grapp Hendrik , DEU	km/h
16	Schiller-Motorsport, Formel ADAC powered by Volkswagen Kremer Jason , DEU	km/h
27	Team KUG Motorsport, Formel ADAC powered by Volkswagen Herzog Florian , DEU	km/h
6	Neuhauser Racing TEAM, Formel ADAC powered by Volkswagen Dienst Marvin , DEU	km/h
5	Lotus, Formel ADAC powered by Volkswagen Dontje Indy , NLD	km/h
15	Mücke-Motorsport, Formel ADAC powered by Volkswagen Picariello Alessio , BEL	km/h
3	Lotus, Formel ADAC powered by Volkswagen Jensen Mikkel , DNK	km/h
7	Neuhauser Racing TEAM, Formel ADAC powered by Volkswagen Beer Nicolas , DEN	km/h
10	Mücke-Motorsport, Formel ADAC powered by Volkswagen Schramm Kim Luis , DEU	km/h
8	Neuhauser Racing TEAM, Formel ADAC powered by Volkswagen Riener Stefan , AUT	km/h
17	Schiller-Motorsport, Formel ADAC powered by Volkswagen Schiller Fabian , DEU	km/h
9	Mücke-Motorsport, Formel ADAC powered by Volkswagen Günther Maximilian , DEU	km/h
26	Team KUG Motorsport, Formel ADAC powered by Volkswagen Boschung Ralph , CHE	km/h
2	Lotus, Formel ADAC powered by Volkswagen O'Keeffe Callan , RSA	km/h
14	Mücke-Motorsport, Formel ADAC powered by Volkswagen Maggi Giorgio , CHE	km/h
24	Team KUG Motorsport, Formel ADAC powered by Volkswagen Kox Stephane , NLD	km/h
19	KSW Motorsport, Formel ADAC powered by Volkswagen Giersiepen Kim Alexander , DEU	km/h
20	KSW Motorsport, Formel ADAC powered by Volkswagen Gatz Martin , DEU	km/h
22	JBR Motorsport & Engineering GmbH, Formel ADAC powered by Volkswagen Gentgen Benedikt , DEU	km/h