

ADAC GT Masters

Results Race 2



Provisional

DMSB Reg. Nr.: 167/13
Deutscher Motor Sport Bund e.V.

Amended
9.6.2013 - 15:59

Sachsenring, Length: 3645 m
Air temperature: 16.9°C
Track temperature: 19.8°C
Weather condition: Wet

Sunday 9.6.2013 12:15

started : 28 classified : 20 not classified : 8

	Drivers	Team	Car	Laps	Total Time	Gap	Kph	Lap	Time	Kph
1	20 M.Sandritter/J.Klingmann	PIXUM Team Schubert	BMW Z4 GT3	40	1:00:50.762		143,8	32	1:22.049	159,9
2	19 C.Hürtgen/D.Baumann	PIXUM Team Schubert	BMW Z4 GT3	40	1:00:51.368	0.606	143,7	34	1:22.170	159,7
3	27 C.Mies/R.Rast	Prosperia C. Abt Racing	Audi R8 LMS Ultra	40	1:01:01.764	11.002	143,3	37	1:22.486	159,1
4	6 M.Farnbacher/P.Frommenwiler	Farnbacher Racing	Porsche 911 GT3 R	40	1:01:04.877	14.115	143,2	27	1:22.732	158,6
5	12 S.Knap/J.den Boer	DB Motorsport	BMW Z4 GT3	40	1:01:11.525	20.763	143,0	32	1:22.453	159,1
6	11 S.Afanasiev/A.Simonsen	Polarweiss Racing	Mercedes Benz SLS AMG GT3	40	1:01:14.029	23.267	142,9	35	1:22.805	158,5
7	28 C.Jöns/M.Winkelhock	Prosperia C. Abt Racing	Audi R8 LMS Ultra	40	1:01:14.744	23.982	142,8	37	1:22.028	160,0
8	1 F.Stoll/S.Asch	MS RACING	Audi R8 LMS Ultra	40	1:01:20.078	29.316	142,6	31	1:23.050	158,0
9	45 T.Schulze/M.Schulze	Schulze Motorsport	Nissan GT-R NISMO GT3	40	1:01:23.921	33.159	142,5	32	1:22.934	158,2
10	10 M.Buhk/M.Götz	Polarweiss Racing	Mercedes Benz SLS AMG GT3	40	1:01:28.499	37.737	142,3	40	1:22.158	159,7
11	4 C.Engelhart/N.Armino	Team GW-Schütz	Porsche 911 GT3 R	40	1:01:30.907	40.145	142,2	36	1:22.543	159,0
12	26 R.Frey/C.Haase	Prosperia C. Abt Racing	Audi R8 LMS Ultra	40	1:01:32.136	41.374	142,2	37	1:22.494	159,1
13	2 D.Alessi/D.Keilwitz	Callaway Competition	Corvette Z06.R GT3	40	1:01:40.899	50.137	141,8	38	1:22.899	158,3
14	46 M.Matzke/Y.Buurman	Vita4One Racing Team	BMW Z4 GT3	40	1:01:53.404	1:02.642	141,3	35	1:22.900	158,3
15	16 P.Geipel/C.Mamerow	THE BOSS YACO Racing	Audi R8 LMS Ultra	40	1:02:31.573	1:40.811	139,9	36	1:22.111	159,8
16	40 G.Beisel(*G*)/S.Barth	RWT Racing Team	Corvette Z06.R GT3	38	1:00:54.528	2LAPS	136,4	37	1:27.622	149,8
17	17 R.Lips(*G*)/L.Marionek	Callaway Competition	Corvette Z06.R GT3	38	1:01:58.722	2LAPS	134,1	35	1:23.832	156,5
18	9 R.Bourdeaux(*G*)/A.Renauer	Tonino powered by Herberth Motors	Porsche 911 GT3 R	34	53:39.280	6LAPS	138,6	32	1:25.182	154,0
19	3 A.Wirth/C.Hohenadel	Callaway Competition	Corvette Z06.R GT3	34	54:19.927	6LAPS	136,9	34	1:23.566	157,0
20	47 P.Green(*G*)/N.Kentenich	Vita4One Racing Team	BMW Z4 GT3	31	48:59.962	9LAPS	138,4	31	1:25.009	154,4
not classified										
14	F.Kechele/D.Schwager	Lambda Performance	Ford GT GT3	28	44:34.635	12LAPS	137,4	20	1:23.358	157,4
5	C.Nielsen(*G*)/M.Seefried	Farnbacher Racing	Porsche 911 GT3 R	27	43:20.963	13LAPS	136,2	21	1:26.394	151,9
18	T.Seiler(*G*)/G.Tweraser	Callaway Competition	Corvette Z06.R GT3	27	45:12.085	13LAPS	130,6	26	1:27.303	150,3
100	D.Dobitsch/A.Patel	MS RACING	Audi R8 LMS Ultra	26	41:42.087	14LAPS	136,4	21	1:25.859	152,8
22	E.Leganov(*G*)/M.Leipert	Team rhino's Leipert Motorsport	Lamborghini Gallardo FL2	25	42:36.307	15LAPS	128,3	21	1:29.352	146,9
7	J.Aeberhard/T.Pivoda	Farnbacher Racing	Porsche 911 GT3 R	16	27:48.840	24LAPS	125,8	10	1:33.824	139,9
21	F.Hamprecht/P.Kox	Team rhino's Leipert Motorsport	Lamborghini Gallardo FL2	7	11:09.946	33LAPS	137,1	6	1:33.964	139,6
excluded										
8	R.Renauer/M.Ragginger	Tonino powered by Herberth Motors	Porsche 911 GT3 R							

Fastest lap of the race. Car 28 driver Jöns on lap 37. Time 1:22.028, average speed 160,0 km/h.

Following stewards decision no. 43 - exclusion for the car no. 8

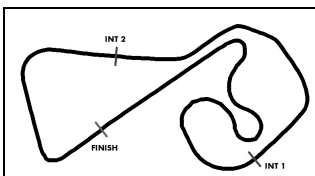
Following race director decision - 30s penalty for the car no. 4,16,26,2,46

Subject to final scrutineering!

Publications Time:

Clerk of the course:

Time Keeping:



ADAC GT Masters

Lap chart Race 2

Provisional

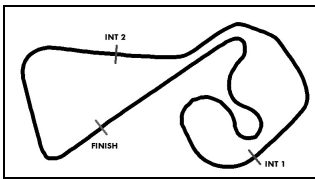


Sachsenring, Length: 3645 m

Sunday 9.6.2013 12:15

POS	1	2	3	4	5	6	7	8	9	10	11	12	13	14	15	16	17	18	19	20	21	22	23	24	25	26	27	28	29	30
LAP 1	19	20	27	28	26	4	2	10	11	6	46	22	1	47	5	16	12	100	8	9	3	.14	21	18	40	7	17	45		
LAP 2	19	20	27	28	26	4	2	10	6	11	46	22	1	47	5	16	100	8	12	9	3	21	18	40	7	45	17	14		
LAP 3	19	20	27	28	26	2	4	10	6	46	11	22	1	47	5	16	100	8	12	9	21	40	18	7	45	3	17	14		
LAP 4	19	20	27	26	2	4	10	.28	6	46	11	22	1	47	5	16	8	100	12	9	21	40	7	18	45	3	14	17		
LAP 5	19	20	27	26	4	2	10	6	46	11	1	47	22	5	16	8	100	12	9	21	40	7	28	18	45	14	3	17		
LAP 6	19	20	27	26	4	2	10	6	46	11	1	47	5	22	16	8	100	12	9	21	40	28	7	45	14	18	3	17		
LAP 7	19	20	27	26	4	2	10	6	46	11	1	47	5	22	8	16	100	12	9	28	21	40	7	14	45	18	3	17		
LAP 8	19	20	27	26	4	2	10	6	46	11	1	47	5	22	8	100	16	12	9	28	40	7	14	45	18	3	17			
LAP 9	19	20	27	26	4	2	10	6	46	11	1	47	5	22	8	100	16	12	9	28	40	14	7	45	3	18	17			
LAP 10	19	20	27	26	4	2	10	6	46	11	1	47	5	8	22	100	16	12	28	9	40	14	7	45	3	18	17			
LAP 11	19	20	27	26	4	2	10	46	6	11	1	47	5	8	22	100	16	28	12	9	14	40	7	45	18	.3	17			
LAP 12	19	20	27	26	4	2	10	46	6	11	1	47	5	8	22	100	28	16	12	9	14	40	7	45	18	17	3			
LAP 13	19	20	27	26	4	2	10	46	6	11	1	47	8	5	100	28	22	16	12	9	14	40	7	45	18	17	3			
LAP 14	19	20	27	26	4	2	10	46	6	11	1	8	47	5	28	100	22	16	12	9	14	40	7	45	18	17	3			
LAP 15	19	20	27	26	4	2	10	46	11	6	1	8	47	28	100	5	22	12	16	9	14	40	7	45	18	17	3			
LAP 16	19	20	27	26	4	2	10	46	11	1	6	8	28	47	100	5	22	9	16	.12	.14	40	18	.45	17	3'	.7'			
LAP 17	19	27	.20	26	.4	2	10	46	11	1	28	.6	100	.8	47	5	.22	9	.16	40	18	17'	3'	12'	14'	45'				
LAP 18	19	26	.27	.2	.10	46	1	28	.11	47	.100	.5	.9	40	18	20	4	17'	6'	.3'	8'	12'	22'	14'	16'	45'				
LAP 19	.19	.26	1	.28	.46	47	40	18	20	27	4	6	10	.17	2	8	11	12	100	14	16	45'	9'	5'	22'	3'				
LAP 20	.1	.47	.40	18	20	19	4	27	26	6	10	8	11	2	28	12	46	100	14	16	45	5	9	22	3'	17'				
LAP 21	20	19	4	.18	27	26	6	10	8	2	11	28	12	100	46	14	16	1	45	47	5	9	22	40'	3'	17'				
LAP 22	20	19	4	27	26	6	10	8	2	28	11	12	100	14	46	16	1	45	47	5	9	22'	18'	40'	3'	17'				
LAP 23	20	19	4	27	26	6	10	8	2	28	11	12	100	14	46	16	1	45	47	5	9	22'	18'	40'	3'	17'				
LAP 24	20	19	4	27	26	6	10	8	2	28	11	12	100	14	46	16	1	45	47	5	9	22'	18'	40'	3'	17'				
LAP 25	20	19	4	27	26	6	10	8	2	28	11	12	100	14	46	16	1	45	47	5	9	3'	18'	40'	17'	.22'				
LAP 26	20	19	4	27	26	6	10	2	8	28	12	11	14	100	46	16	1	45	47	5	9	3'	18'	40'	.17'					
LAP 27	20	19	4	27	26	6	10	2	8	28	11	12	14	16	46	1	45	47	9	5	3'	40'	.18'	17'						
LAP 28	20	19	4	27	26	6	10	2	8	28	12	11	16	46	.14	1	45	47	9	3'	40'	17'								
LAP 29	20	19	4	27	26	6	2	8	12	11	16	46	1	.10	28	45	47	9	3'	40'	17'									
LAP 30	20	19	4	27	26	6	2	8	12	11	46	1	28	45	.16	47	10	9	3'	40'	17'									
LAP 31	20	19	4	27	26	6	2	8	12	11	46	1	28	45	47	10	9	16	3'	40'	17'									
LAP 32	20	19	4	27	26	6	2	8	12	11	46	1	28	45	10	9	16	3'	40'	17'										
LAP 33	20	19	4	27	26	6	2	8	12	11	46	1	28	45	10	9	16	3'	40'	17'										
LAP 34	20	19	4	27	26	6	2	8	12	11	46	1	28	45	10	.9	16	3'	40'	17'										
LAP 35	20	19	4	27	26	6	2	8	12	11	46	1	28	45	10	16	40'	17'												
LAP 36	20	19	4	27	26	6	2	8	12	11	46	28	1	45	10	16	40'	17'												
LAP 37	20	19	4	27	26	6	2	8	12	11	46	28	1	45	10	16	40'	17'												

. - PIT STOP ' - LAP BEHIND



ADAC GT Masters

Lap chart Race 2

Provisional

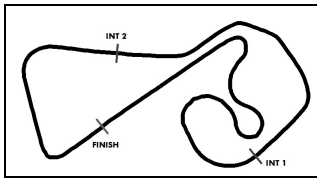


Sachsenring, Length: 3645 m

Sunday 9.6.2013 12:15

POS	1	2	3	4	5	6	7	8	9	10	11	12	13	14	15	16	17	18	19	20	21	22	23	24	25	26	27	28	29	30	
LAP 38	20	19	4	27	26	6	2	12	8	11	28	1	46	45	10	16	40'	17'													
LAP 39	20	19	4	27	26	6	2	12	8	11	28	1	46	45	10	16	.40'	.17'													
LAP 40	20	19	4	27	26	6	2	12	8	11	28	1	46	45	10	16															
LAP 41	.8																														

. - PIT STOP ' - LAP BEHIND



ADAC GT Masters

Lap Analysis Race 2



Provisional

Sachsenring, Length: 3645 m

Air temperature: 22.5°C

Track temperature: 32.1°C

Weather condition: Wet

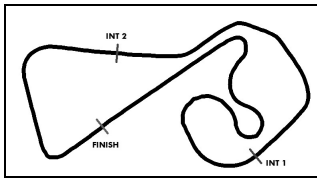
DMSB Reg. Nr.: 167/13
Deutscher Motor Sport Bund e.V.

Sunday 9.6.2013 12:15

Lap	Time	SE1	SP1	SE2	SP2	SE3	SP3	Lap	Time	SE1	SP1	SE2	SP2	SE3	SP3
1 Florian Stoll, DEU/ Sebastian Asch, DEU								theoretical besttime: 1:22.852							
1	1:38.879	51.154		22.767		24.958	157	22	1:26.342	44.443		19.649		22.250	163
2	1:33.662	47.833		21.330		24.499	158	23	1:29.512	46.882		19.930		22.700	162
3	1:33.293	47.570		21.340		24.383	157	24	1:33.062	46.424		23.536		23.102	164
4	1:33.771	47.897		21.473		24.401	156	25	1:52.277	58.805		25.094		28.378	164
5	1:32.867	46.848		21.937		24.082	159	26	1:26.922	45.244		19.029		22.649	164
6	1:31.901	46.940		20.892		24.069	159	27	1:27.455	44.261		20.559		22.635	165
7	1:32.582	47.156		21.245		24.181	157	28	1:23.859	42.984		19.057		21.818	164
8	1:33.103	47.457		21.383		24.263	156	29	1:24.273	43.272		19.135		21.866	163
9	1:33.656	47.836		21.304		24.516	158	30	1:23.465	42.523		19.200		21.742	164
10	1:34.001	47.740		21.502		24.759	157	31	1:23.050	42.607		18.715		21.728	164
11	1:32.780	47.430		21.054		24.296	156	32	1:23.147	42.772		18.604		21.771	164
12	1:33.237	47.543		21.178		24.516	157	33	1:23.896	42.875		19.036		21.985	164
13	1:35.704	47.520		23.683		24.501	157	34	1:24.168	43.472		18.818		21.878	165
14	1:32.207	47.301		20.735		24.171	158	35	1:24.012	43.097		18.723		22.192	159
15	1:32.209	47.355		20.682		24.172	158	36	1:25.030	44.166		18.743		22.121	162
16	1:32.147	47.397		20.808		23.942	159	37	1:23.374	42.635		18.718		22.021	164
17	1:32.159	47.453		20.471		24.235	155	38	1:24.427	42.551		19.947		21.929	165
18	1:34.108	48.197		21.855		24.056	157	39	1:23.073	42.601		18.677		21.795	164
19	1:32.643	47.416		20.864		24.363	157	40	1:23.062	42.685		18.601		21.776	165
20	1:37.698	49.357		20.721		27.620									
21	2:43.065	1:59.003		20.757		23.305	162								

Lap	Time	SE1	SP1	SE2	SP2	SE3	SP3	Lap	Time	SE1	SP1	SE2	SP2	SE3	SP3
2 Diego Alessi, ITA/ Daniel Keilwitz, DEU								theoretical besttime: 1:22.843							
1	1:36.055	49.279		22.024		24.752	159	22	1:25.305	44.046		19.430		21.829	173
2	1:33.150	47.442		21.346		24.362	167	23	1:33.450	47.073		21.316		25.061	162
3	1:32.738	47.173		21.295		24.270	158	24	1:35.927	49.098		22.579		24.250	163
4	1:32.747	47.163		21.199		24.385	157	25	1:53.781	59.233		25.544		29.004	166
5	1:32.957	47.244		21.351		24.362	160	26	1:26.525	44.913		19.117		22.495	167
6	1:33.268	47.102		21.930		24.236	159	27	1:23.386	43.114		18.644		21.628	167
7	1:33.071	47.400		21.382		24.289	165	28	1:25.076	43.858		19.183		22.035	165
8	1:33.181	47.548		21.416		24.217	159	29	1:24.305	43.439		18.896		21.970	168
9	1:32.835	47.531		21.300		24.004	163	30	1:23.943	43.180		18.830		21.933	167
10	1:33.235	47.537		21.367		24.331	159	31	1:23.386	42.851		18.747		21.788	171
11	1:32.934	47.591		21.096		24.247	156	32	1:24.330	43.050		18.731		22.549	163
12	1:32.926	47.652		21.008		24.266	158	33	1:23.811	43.172		18.783		21.856	166
13	1:33.151	47.809		20.909		24.433	160	34	1:23.310	42.883		18.641		21.786	167
14	1:32.781	47.555		20.862		24.364	160	35	1:23.397	42.864		18.704		21.829	167
15	1:32.770	47.658		20.680		24.432	158	36	1:23.134	42.888		18.536		21.710	169
16	1:32.579	47.599		20.808		24.172	158	37	1:23.880	43.092		19.009		21.779	166
17	1:32.601	47.415		20.966		24.220	159	38	1:22.899	42.689		18.526		21.684	167
18	1:36.434	47.643		20.924		27.867		39	1:23.386	42.879		18.791		21.716	168
19	2:49.698	2:05.420		20.689		23.589	164	40	1:23.617	42.966		18.670		21.981	166
20	1:28.493	45.178		19.424		23.891	162								
21	1:26.447	44.881		19.616		21.950	166								

Lap	Time	SE1	SP1	SE2	SP2	SE3	SP3	Lap	Time	SE1	SP1	SE2	SP2	SE3	SP3
3 Andreas Wirth, DEU/ Christian Hohenadel, DEU								theoretical besttime: 1:23.306							
1	1:42.572	53.424		23.612		25.536	158	19	2:50.340	2:06.025		21.056		23.259	163
2	1:35.201	48.629		22.240		24.332	158	20	1:29.507	46.151		20.357		22.999	166
3	1:40.864	47.728		28.152		24.984	158	21	1:26.565	43.786		20.773		22.006	167
4	1:34.145	47.675		21.757		24.713	157	22	1:37.616	45.638		26.229		25.749	159
5	1:37.579	48.193		24.998		24.388	156	23	1:35.925	48.067		22.850		25.008	165
6	1:33.836	47.876		21.656		24.304	156	24	1:54.892	59.844		25.575		29.473	166
7	1:34.145	48.310		21.562		24.273	156	25	1:27.063	45.460		19.176		22.427	166
8	1:34.445	48.186		21.585		24.674	156	26	1:26.477	45.500		19.058		21.919	167
9	1:34.821	48.679		21.724		24.418	158	27	1:25.250	43.804		19.423		22.023	165
10	1:33.770	47.943		21.307		24.520	157	28	1:24.875	43.514		19.390		21.971	164
11	1:37.966	48.051		21.645		28.270		29	1:23.995	43.397		18.746		21.852	167
12	2:06.587	1:21.166		20.973		24.448	157	30	1:24.497	42.879		19.458		22.160	164
13	1:33.326	48.046		20.985		24.295	158	31	1:24.236	42.874		18.911		22.451	166
14	1:33.186	47.653		21.125		24.408	158	32	1:24.513	43.300		18.888		22.325	166



ADAC GT Masters

Lap Analysis Race 2



Provisional

Sachsenring, Length: 3645 m

Air temperature: 22.5°C

Track temperature: 32.1°C

Weather condition: Wet



Reg. Nr.: 167/13

Sunday 9.6.2013 12:15

Lap	Time	SE1	SP1	SE2	SP2	SE3	SP3	Lap	Time	SE1	SP1	SE2	SP2	SE3	SP3
15	1:33.681	48.143		20.933		24.605	157	33	1:23.841	43.272		18.810		21.759	167
16	1:34.961	49.549		21.129		24.283	159	34	1:23.566	<i>42.801</i>		18.770		21.995	164
17	1:34.199	48.344		21.556		24.299	156								
18	1:41.485	48.305		24.631		28.549									

4 Christian Engelhart, DEU/ Nicolas Armindo, FRA

theoretical besttime: 1:22.363

1	1:35.941	49.578		21.848		24.515	155	22	1:24.707	43.506		19.345		21.856	161
2	1:33.170	47.957		21.165		24.048	155	23	1:25.775	42.953		20.322		22.500	158
3	1:32.999	47.683		21.004		24.312	155	24	1:58.927	52.105		33.993		32.829	90
4	1:32.697	47.441		21.085		24.171	159	25	2:02.670	1:05.465		26.819		30.386	158
5	1:32.756	47.505		21.141		24.110	155	26	1:26.225	45.612		18.957		21.656	163
6	1:32.711	47.466		21.308		23.937	156	27	1:23.268	42.540		18.978		21.750	162
7	1:31.430	46.846		20.793		23.791	154	28	1:24.657	43.086		19.598		21.973	164
8	1:31.613	46.822		20.868		23.923	154	29	1:24.728	43.201		19.651		21.876	162
9	1:32.011	47.045		20.911		24.055	154	30	1:23.475	42.557		18.984		21.934	160
10	1:32.161	47.125		20.948		24.088	153	31	1:23.336	42.758		18.767		21.811	160
11	1:31.999	46.971		20.867		24.161	153	32	1:23.244	42.718		18.720		21.806	162
12	1:33.292	47.942		21.372		23.978	158	33	1:23.381	42.655		18.911		21.815	162
13	1:32.935	47.744		20.991		24.200	153	34	1:23.018	42.586		18.621		21.811	163
14	1:32.176	47.490		20.644		24.042	154	35	1:22.599	42.279		18.606		21.714	161
15	1:31.632	46.877		20.817		23.938	155	36	1:22.543	42.275		18.521		21.747	162
16	1:31.786	47.167		20.646		23.973	155	37	1:22.623	42.496		18.432		21.695	162
17	1:34.547	46.998		20.857		26.692		38	1:22.881	42.480		18.624		21.777	161
18	2:43.242	1:56.410		23.751		23.081	160	39	1:23.525	42.520		19.331		21.674	163
19	1:27.520	44.933		20.201		22.386	163	40	1:23.344	42.503		18.989		21.852	165
20	1:25.317	43.538		19.816		21.963	159								
21	1:24.046	42.900		19.174		21.972	160								

5 Christina Nielsen, DNK/ Marco Seefried, DEU

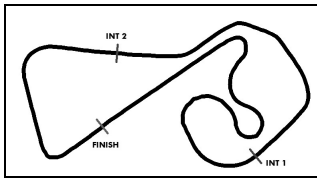
theoretical besttime: 1:25.504

1	1:39.878	51.913		22.891		25.074	156	15	1:34.313	48.379		20.978		24.956	161
2	1:33.459	47.728		21.483		24.248	161	16	1:33.331	48.519		20.754		24.058	157
3	1:33.516	48.104		21.275		24.137	161	17	1:33.841	48.475		20.943		24.423	158
4	1:33.872	48.228		21.432		24.212	158	18	1:37.801	48.574		20.926		28.301	
5	1:33.286	47.716		21.392		24.178	159	19	3:06.689	2:19.383		23.099		24.207	159
6	1:33.244	47.972		21.172		24.100	158	20	1:28.695	46.331		19.680		22.684	163
7	1:33.265	47.861		21.159		24.245	159	21	1:26.394	44.682		19.284		22.428	164
8	1:33.135	47.551		21.309		24.275	159	22	1:28.513	<i>44.194</i>		20.577		23.742	161
9	1:33.020	47.581		21.178		24.261	159	23	1:30.634	46.818		20.419		23.397	161
10	1:33.216	47.715		21.209		24.292	156	24	1:28.938	45.430		20.478		23.030	122
11	1:33.584	47.690		21.112		24.782	157	25	1:33.772	45.861		21.089		26.822	165
12	1:33.940	48.613		20.988		24.339	158	26	1:26.595	45.285		18.928		22.382	164
13	1:34.683	48.123		22.313		24.247	157	27	1:36.080	47.776		23.974		24.330	157
14	1:33.269	48.165		20.773		24.331	161								

6 Mario Farnbacher, DEU/ Philipp Frommenwiler, CHE

theoretical besttime: 1:22.495

1	1:37.338	50.318		22.460		24.560	160	22	1:24.914	42.662		20.494		21.758	165
2	1:33.308	47.659		21.286		24.363	154	23	1:39.453	46.756		27.407		25.290	155
3	1:32.729	47.406		21.090		24.233	159	24	1:35.005	48.173		22.616		24.216	158
4	1:32.846	47.241		21.309		24.296	159	25	1:56.703	1:01.836		25.242		29.625	164
5	1:32.832	47.287		21.192		24.353	156	26	1:27.796	45.879		19.560		22.357	164
6	1:33.107	47.448		21.253		24.406	157	27	1:22.732	42.322		18.788		21.622	167
7	1:33.190	47.636		21.227		24.327	158	28	1:24.278	43.037		19.349		21.892	166
8	1:33.480	47.601		21.349		24.530	155	29	1:24.303	42.767		19.554		21.982	161
9	1:33.185	47.569		21.270		24.346	160	30	1:23.591	42.753		18.876		21.962	164
10	1:33.042	47.534		21.215		24.293	156	31	1:23.134	42.692		18.681		21.761	164
11	1:34.240	47.954		21.408		24.878	155	32	1:23.104	42.625		18.694		21.785	165
12	1:33.445	47.969		21.159		24.317	160	33	1:23.421	42.670		18.825		21.926	164
13	1:32.856	47.714		20.870		24.272	158	34	1:23.251	42.617		18.799		21.835	165
14	1:33.225	47.792		21.056		24.377	158	35	1:23.212	42.628		18.843		21.741	167
15	1:33.930	48.017		20.994		24.919	107	36	1:22.921	42.600		18.677		21.644	166
16	1:34.550	49.734		20.823		23.993	159	37	1:22.923	42.615		18.663		21.645	165



ADAC GT Masters

Lap Analysis Race 2



Provisional

Sachsenring, Length: 3645 m

Air temperature: 22.5°C

Track temperature: 32.1°C

Weather condition: Wet

DMSB Reg. Nr.: 167/13
Deutscher Motor Sport Bund e.V.

Sunday 9.6.2013 12:15

Lap	Time	SE1	SP1	SE2	SP2	SE3	SP3	Lap	Time	SE1	SP1	SE2	SP2	SE3	SP3
17	1:36.405	47.869		21.710		26.826		38	1:22.948	42.597		18.551		21.800	165
18	2:42.637	1:59.840		20.345		22.452	165	39	1:23.430	42.869		18.741		21.820	165
19	1:28.465	45.564		19.569		23.332	159	40	1:23.495	42.872		18.729		21.894	167
20	1:25.314	44.393		19.031		21.890	164								
21	1:24.139	43.227		19.249		21.663	165								

7 Jürg Aeberhard, CHE/ Tomas Pivoda, CZE

theoretical besttime: 1:33.396

1	1:44.604	54.430		23.998		26.176	153	9	1:34.953	48.149		21.796		25.008	155
2	1:35.538	48.495		22.181		24.862	159	10	1:33.824	47.754		21.591		24.479	158
3	1:34.673	48.135		21.945		24.593	159	11	1:33.998	47.941		21.467		24.590	156
4	1:34.372	48.207		21.682		24.483	155	12	1:34.648	48.092		21.605		24.951	160
5	1:33.991	47.945		21.582		24.464	158	13	1:34.742	48.526		21.878		24.338	158
6	1:34.391	47.651		21.753		24.987	158	14	1:34.451	48.672		21.407		24.372	158
7	1:34.380	48.259		21.519		24.602	157	15	1:34.847	48.661		21.551		24.635	159
8	1:34.470	48.239		21.602		24.629	158	16	4:00.958	48.882		21.890		2:50.186	

8 Robert Renauer, DEU/ Martin Ragginger, AUT

theoretical besttime: 1:01.110

0	1:41.853	52.933		23.436		25.484	153								
---	----------	--------	--	--------	--	--------	-----	--	--	--	--	--	--	--	--

9 Rene Bourdeaux, DEU/ Alfred Renauer, DEU

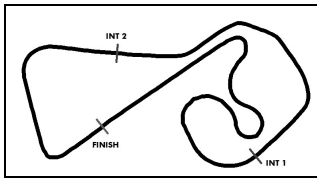
theoretical besttime: 1:24.798

1	1:42.247	53.110		23.609		25.528	156	18	1:38.255	47.624		21.541		29.090	
2	1:34.739	48.739		21.708		24.292	157	19	3:00.352	2:13.147		23.023		24.182	159
3	1:33.578	47.887		21.480		24.211	158	20	1:29.505	47.081		20.118		22.306	164
4	1:33.207	47.450		21.506		24.251	157	21	1:26.621	44.597		19.986		22.038	163
5	1:33.696	48.004		21.363		24.329	158	22	1:28.828	43.881		21.487		23.460	161
6	1:33.660	47.668		21.544		24.448	158	23	1:30.916	46.704		21.126		23.086	160
7	1:33.478	47.557		21.531		24.390	156	24	1:29.387	45.333		21.375		22.679	153
8	1:33.432	47.647		21.411		24.374	157	25	1:32.419	45.443		21.309		25.667	164
9	1:33.950	47.966		21.514		24.470	156	26	1:26.522	45.110		19.547		21.865	164
10	1:34.087	48.003		21.373		24.711	158	27	1:33.996	47.624		23.031		23.341	161
11	1:33.855	47.975		21.444		24.436	155	28	1:30.678	45.713		20.503		24.462	152
12	1:33.848	47.882		21.392		24.574	155	29	1:30.701	46.252		21.053		23.396	161
13	1:33.334	47.700		21.003		24.631	159	30	1:29.375	45.496		20.626		23.253	156
14	1:34.135	48.134		21.329		24.672	158	31	1:27.171	45.357		19.466		22.348	163
15	1:33.901	48.003		21.165		24.733	156	32	1:25.182	43.612		19.321		22.249	164
16	1:33.766	48.356		21.057		24.353	159	33	1:25.862	43.672		19.436		22.754	163
17	1:33.593	47.725		21.164		24.704	155	34	1:31.004	44.541		19.732		26.731	

10 Maximilian Buhk, DEU/ Maximilian Götz, DEU

theoretical besttime: 1:22.012

1	1:36.648	49.903		22.018		24.727	156	22	1:24.072	42.309		20.259		21.504	167
2	1:33.128	47.740		21.285		24.103	157	23	1:39.832	47.583		27.090		25.159	149
3	1:32.785	47.386		21.156		24.243	158	24	1:34.765	48.493		22.602		23.670	161
4	1:32.709	47.312		21.128		24.269	158	25	1:56.089	1:01.488		25.597		29.004	168
5	1:32.928	47.538		21.261		24.129	159	26	1:27.914	46.051		19.357		22.506	166
6	1:33.169	47.413		21.282		24.474	157	27	1:22.976	42.785		18.581		21.610	169
7	1:32.961	47.392		21.234		24.335	157	28	1:24.196	43.390		19.127		21.679	168
8	1:33.161	47.706		21.210		24.245	157	29	1:35.976	51.734		19.349		24.893	
9	1:33.095	47.821		21.063		24.211	157	30	1:38.488	58.576		18.464		21.448	168
10	1:33.173	47.673		21.266		24.234	157	31	1:24.237	43.313		19.415		21.509	167
11	1:33.187	47.783		21.034		24.370	157	32	1:22.586	42.459		18.637		21.490	166
12	1:32.961	47.609		21.013		24.339	154	33	1:23.269	42.413		19.131		21.725	167
13	1:33.069	47.818		20.698		24.553	160	34	1:23.423	42.361		18.521		22.541	166
14	1:32.736	47.809		20.486		24.441	160	35	1:22.429	42.412		18.496		21.521	167
15	1:32.522	47.763		20.570		24.189	157	36	1:22.349	42.190		18.666		21.493	167
16	1:32.806	47.788		20.707		24.311	160	37	1:22.208	42.386		18.425		21.397	168
17	1:32.673	47.452		20.812		24.409	158	38	1:23.127	42.646		18.867		21.614	166
18	1:36.656	47.645		20.896		28.115		39	1:22.644	42.582		18.524		21.538	167
19	2:47.465	2:04.676		20.550		22.239	167	40	1:22.158	42.281		18.446		21.431	168
20	1:24.097	43.711		18.773		21.613	167								
21	1:23.832	42.598		19.309		21.925	167								



ADAC GT Masters

Lap Analysis Race 2



Provisional

Sachsenring, Length: 3645 m

Air temperature: 22.5°C

Track temperature: 32.1°C

Weather condition: Wet

DMSB Reg. Nr.: 167/13
Deutscher Motor Sport Bund e.V.

Sunday 9.6.2013 12:15

Lap	Time	SE1	SP1	SE2	SP2	SE3	SP3	Lap	Time	SE1	SP1	SE2	SP2	SE3	SP3
-----	------	-----	-----	-----	-----	-----	-----	-----	------	-----	-----	-----	-----	-----	-----

11 Sergey Afanasiev, RUS/ Andreas Simonsen, SWE

theoretical besttime: 1:22.639

1	1:37.262	50.337		22.077		24.848	154	22	1:25.934	44.807		19.336		21.791	167
2	1:33.578	48.142		21.200		24.236	155	23	1:33.814	46.905		21.344		25.565	159
3	1:34.293	47.634		21.223		25.436	145	24	1:35.380	48.915		22.328		24.137	162
4	1:33.264	47.529		21.711		24.024	157	25	1:53.551	59.216		25.318		29.017	166
5	1:32.745	47.125		21.446		24.174	157	26	1:27.996	45.738		19.904		22.354	167
6	1:32.411	47.281		20.976		24.154	157	27	1:24.488	43.528		19.153		21.807	166
7	1:32.788	47.240		21.252		24.296	157	28	1:25.166	43.627		19.188		22.351	159
8	1:33.173	47.693		21.278		24.202	157	29	1:24.627	43.857		18.922		21.848	167
9	1:33.558	48.066		21.128		24.364	157	30	1:24.436	43.784		18.892		21.760	166
10	1:33.371	47.884		21.142		24.345	156	31	1:23.818	43.078		18.710		22.030	166
11	1:33.160	47.575		21.122		24.463	157	32	1:23.453	42.928		18.800		21.725	165
12	1:33.669	47.984		21.354		24.331	155	33	1:23.206	42.706		18.757		21.743	164
13	1:33.898	47.567		22.059		24.272	160	34	1:23.024	42.527		18.900		21.597	165
14	1:32.482	47.544		20.685		24.253	157	35	1:22.805	42.579		18.532		21.694	166
15	1:32.962	47.905		20.799		24.258	159	36	1:23.113	42.846		18.597		21.670	165
16	1:32.614	47.599		20.920		24.095	159	37	1:23.331	43.041		18.624		21.666	166
17	1:32.507	47.457		20.768		24.282	158	38	1:23.344	42.882		18.515		21.947	167
18	1:36.518	48.216		21.068		27.234		39	1:24.050	43.540		18.635		21.875	166
19	2:45.525	2:01.924		20.001		23.600	152	40	1:23.655	43.010		18.729		21.916	168
20	1:26.809	45.175		19.396		22.238	165								
21	1:28.251	44.915		21.361		21.975	164								

12 Simon Knap, NLD/ Jeroen den Boer, NLD

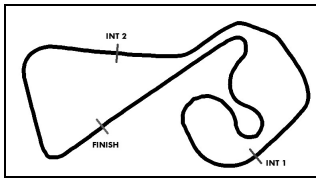
theoretical besttime: 1:22.353

1	1:41.345	52.388		23.295		25.662	157	22	1:25.459	44.228		19.309		21.922	164
2	1:35.119	49.177		21.628		24.314	155	23	1:34.151	46.999		21.231		25.921	155
3	1:33.326	47.636		21.351		24.339	156	24	1:35.312	48.808		22.232		24.272	155
4	1:33.732	47.302		21.563		24.867	159	25	1:53.341	59.091		25.113		29.137	164
5	1:33.320	47.888		21.215		24.217	157	26	1:27.346	45.556		19.842		21.948	163
6	1:33.020	47.473		21.183		24.364	157	27	1:25.065	43.469		19.109		22.487	163
7	1:33.807	48.009		21.478		24.320	156	28	1:24.748	43.599		19.071		22.078	162
8	1:33.512	47.899		21.270		24.343	157	29	1:24.377	43.444		19.109		21.824	163
9	1:34.253	48.434		21.441		24.378	155	30	1:24.227	43.525		18.834		21.868	158
10	1:33.450	47.923		21.171		24.356	154	31	1:23.098	42.869		18.683		21.546	163
11	1:34.100	47.942		21.778		24.380	156	32	1:22.453	42.533		18.274		21.646	163
12	1:33.926	47.954		21.605		24.367	154	33	1:22.882	42.628		18.427		21.827	160
13	1:33.666	47.888		21.183		24.595	154	34	1:23.124	42.912		18.397		21.815	165
14	1:34.057	48.156		21.474		24.427	159	35	1:23.948	43.402		18.671		21.875	163
15	1:33.900	48.214		21.181		24.505	150	36	1:23.571	43.379		18.334		21.858	163
16	1:36.045	47.989		20.751		27.305		37	1:23.433	43.184		18.400		21.849	163
17	2:50.768	2:06.414		20.890		23.464	159	38	1:23.626	43.068		18.301		22.257	161
18	1:29.923	47.184		20.278		22.461	162	39	1:22.972	42.648		18.575		21.749	161
19	1:25.299	43.813		19.406		22.080	165	40	1:22.772	42.713		18.478		21.581	165
20	1:24.142	43.556		18.894		21.692	162								
21	1:24.910	43.514		19.704		21.692	162								

14 Frank Kechele, DEU/ Dominik Schwager, DEU

theoretical besttime: 1:23.189

1	1:42.931	51.679		22.865		28.387		15	1:32.621	47.602		20.866		24.153	158
2	1:46.602	1:01.637		20.873		24.092	156	16	1:36.256	47.299		21.152		27.805	
3	1:32.281	47.056		21.082		24.143	160	17	2:51.357	2:07.537		20.088		23.732	162
4	1:33.216	47.540		21.728		23.948	158	18	1:29.934	45.235		20.286		24.413	155
5	1:32.823	47.209		21.529		24.085	157	19	1:27.205	46.757		18.865		21.583	165
6	1:32.698	47.340		21.221		24.137	161	20	1:23.358	42.847		18.759		21.752	165
7	1:33.806	48.093		21.473		24.240	158	21	1:26.062	44.773		19.532		21.757	167
8	1:32.541	47.318		21.079		24.144	158	22	1:25.656	43.991		19.475		22.190	162
9	1:34.031	47.987		21.645		24.399	159	23	1:29.482	46.271		20.001		23.210	163
10	1:32.492	47.235		21.117		24.140	157	24	1:34.677	47.917		22.776		23.984	163
11	1:33.323	47.921		21.417		23.985	157	25	1:52.977	59.108		24.728		29.141	166
12	1:32.554	47.540		20.955		24.059	153	26	1:27.096	44.905		19.704		22.487	161
13	1:32.708	47.507		20.908		24.293	157	27	1:24.638	43.556		19.075		22.007	166



ADAC GT Masters

Lap Analysis Race 2



Provisional

Sachsenring, Length: 3645 m

Air temperature: 22.5°C

Track temperature: 32.1°C

Weather condition: Wet



Reg. Nr.: 167/13

Sunday 9.6.2013 12:15

Lap	Time	SE1	SP1	SE2	SP2	SE3	SP3	Lap	Time	SE1	SP1	SE2	SP2	SE3	SP3
14	1:33.198	47.782		21.020		24.396	155	28	1:28.112	43.780		19.028		25.304	

16 Philip Geipel, DEU/ Christian Mamerow, DEU

theoretical besttime: 1:21.910

1	1:40.625	52.695		23.172		24.758	155	22	1:24.762	42.961		19.421		22.380	155
2	1:33.347	47.631		21.263		24.453	158	23	1:31.456	47.970		19.875		23.611	161
3	1:33.683	47.807		21.362		24.514	157	24	1:32.989	46.045		23.833		23.111	163
4	1:33.694	47.722		21.409		24.563	158	25	1:52.279	58.570		25.158		28.551	165
5	1:33.394	47.487		21.566		24.341	156	26	1:27.085	45.325		19.037		22.723	162
6	1:34.014	47.894		21.544		24.576	155	27	1:24.346	42.989		19.615		21.742	162
7	1:33.491	47.606		21.263		24.622	159	28	1:24.213	43.135		18.980		22.098	160
8	1:34.125	47.980		21.413		24.732	158	29	1:24.951	43.759		19.134		22.058	161
9	1:33.734	47.946		21.368		24.420	156	30	1:36.712	43.201		24.091		29.420	
10	1:33.005	47.389		21.121		24.495	153	31	2:05.361	1:24.803		18.909		21.649	163
11	1:34.716	48.135		21.704		24.877	155	32	1:22.671	42.425		18.685		21.561	163
12	1:34.103	47.593		22.060		24.450	152	33	1:22.766	42.379		18.677		21.710	162
13	1:33.911	47.855		21.466		24.590	153	34	1:22.575	42.485		18.537		21.553	164
14	1:34.253	48.666		21.308		24.279	155	35	1:22.312	42.443		18.390		21.479	164
15	1:34.481	48.265		21.391		24.825	159	36	1:22.111	42.277		18.450		21.384	160
16	1:35.683	49.762		21.452		24.469	156	37	1:23.021	42.968		18.483		21.570	163
17	1:38.488	48.459		21.497		28.532		38	1:22.772	42.580		18.687		21.505	163
18	2:49.232	2:06.573		20.295		22.364	162	39	1:22.156	42.413		18.249		21.494	163
19	1:26.903	45.241		19.452		22.210	162	40	1:22.212	42.322		18.354		21.536	162
20	1:24.813	43.706		19.242		21.865	164								
21	1:25.128	43.111		19.719		22.298	163								

17 Remo Lips, CHE/ Lennart Marioneck, DEU

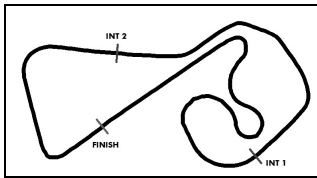
theoretical besttime: 1:23.617

1	1:44.997	54.916		23.946		26.135	154	21	1:27.563	45.862		19.584		22.117	163
2	1:36.663	49.066		22.020		25.577	151	22	1:30.552	47.693		20.369		22.490	163
3	1:38.053	49.053		22.879		26.121	151	23	1:34.047	47.377		23.304		23.366	163
4	1:37.873	48.866		23.400		25.607	150	24	1:52.578	58.682		25.541		28.355	164
5	1:36.967	49.340		22.216		25.411	146	25	1:28.080	44.757		19.596		23.727	160
6	1:37.670	49.188		22.519		25.963	149	26	2:39.516	1:48.584		23.951		26.981	
7	1:38.317	49.950		22.274		26.093	152	27	2:07.442	1:25.894		19.672		21.876	164
8	1:36.980	49.417		22.258		25.305	156	28	1:24.176	43.481		18.988		21.707	162
9	1:37.039	49.469		22.059		25.511	154	29	1:24.162	43.292		18.923		21.947	163
10	1:37.002	49.431		22.158		25.413	154	30	1:24.098	43.420		18.751		21.927	165
11	1:36.750	49.110		22.248		25.392	150	31	1:25.405	43.573		19.059		22.773	166
12	1:37.067	49.313		22.150		25.604	147	32	1:25.086	43.329		18.805		22.952	167
13	1:37.283	49.404		22.382		25.497	155	33	1:24.119	43.715		18.648		21.756	164
14	1:36.136	49.485		21.691		24.960	156	34	1:23.980	43.346		18.727		21.907	166
15	1:34.705	48.909		21.019		24.777	154	35	1:23.832	43.329		18.780		21.723	164
16	1:34.847	48.854		21.252		24.741	156	36	1:24.519	43.445		19.161		21.913	165
17	1:35.999	49.871		21.236		24.892	154	37	1:23.883	43.439		18.767		21.677	167
18	1:35.526	48.469		21.033		26.024	152	38	1:24.844	43.504		19.329		22.011	165
19	1:38.804	48.635		21.483		28.686									
20	3:02.162	2:16.943		21.978		23.241	162								

18 Toni Seiler, CHE/ Gerhard Tweraser, AUT

theoretical besttime: 1:27.303

1	1:43.460	54.073		23.952		25.435	157	15	1:33.640	48.044		21.071		24.525	158
2	1:35.797	48.779		22.164		24.854	155	16	1:34.225	48.185		21.812		24.228	161
3	1:35.249	48.104		21.879		25.266	154	17	1:33.226	47.622		20.782		24.822	161
4	1:35.084	48.072		21.714		25.298	151	18	1:33.114	47.179		21.077		24.858	161
5	1:35.376	48.470		21.816		25.090	154	19	1:33.150	47.164		21.009		24.977	161
6	1:35.859	48.142		21.820		25.897	140	20	1:32.261	47.270		20.863		24.128	156
7	1:36.126	49.229		21.911		24.986	152	21	1:37.928	48.871		20.838		28.219	
8	1:35.415	48.964		21.791		24.660	160	22	3:19.685	2:26.639		27.686		25.360	158
9	1:35.804	48.974		22.245		24.585	158	23	1:34.896	47.622		23.341		23.933	166
10	1:34.314	48.076		21.617		24.621	157	24	1:57.359	1:02.393		25.220		29.746	165
11	1:34.147	47.951		21.539		24.657	158	25	1:31.064	47.155		19.633		24.276	160
12	1:34.761	48.201		21.704		24.856	156	26	1:27.303	44.594		19.167		23.542	163
13	1:33.955	48.031		21.240		24.684	157	27	2:04.872	44.688		19.563		1:00.621	



ADAC GT Masters

Lap Analysis Race 2



Provisional

Sachsenring, Length: 3645 m

Air temperature: 22.5°C

Track temperature: 32.1°C

Weather condition: Wet



Reg. Nr.: 167/13

Sunday 9.6.2013 12:15

Lap	Time	SE1	SP1	SE2	SP2	SE3	SP3	Lap	Time	SE1	SP1	SE2	SP2	SE3	SP3
14	1:34.015	48.128		20.990		24.897	156								

19 Claudia Hürtgen, DEU/ Dominik Baumann, AUT

theoretical besttime: 1:21.750

1	1:31.988	47.300		20.806		23.882	157	22	1:24.435	43.436		19.375		21.624	163
2	1:31.505	46.920		20.610		23.975	157	23	1:28.975	43.100		22.098		23.777	157
3	1:31.406	46.714		20.723		23.969	157	24	2:00.027	53.519		33.627		32.881	106
4	1:31.482	46.729		20.697		24.056	156	25	2:03.175	1:05.538		26.966		30.671	157
5	1:31.563	46.845		20.658		24.060	154	26	1:22.436	42.723		18.199		21.514	167
6	1:31.398	46.795		20.580		24.023	157	27	1:22.404	42.175		18.288		21.941	158
7	1:31.408	46.723		20.652		24.033	158	28	1:25.775	43.393		19.656		22.726	157
8	1:31.748	46.940		20.690		24.118	157	29	1:23.765	43.515		18.573		21.677	162
9	1:32.205	47.151		21.061		23.993	157	30	1:23.492	43.339		18.441		21.712	160
10	1:31.651	46.854		20.687		24.110	154	31	1:22.269	42.450		18.222		21.597	158
11	1:31.915	46.894		20.785		24.236	155	32	1:22.371	42.279		18.188		21.904	159
12	1:31.997	46.936		20.705		24.356	154	33	1:22.383	42.237		18.497		21.649	160
13	1:31.857	46.969		20.524		24.364	157	34	1:22.170	<i>42.048</i>		18.262		21.860	159
14	1:31.837	47.105		20.297		24.435	161	35	1:22.568	42.332		18.351		21.885	161
15	1:32.250	47.305		20.917		24.028	158	36	1:22.425	42.361		18.392		21.672	159
16	1:31.437	47.001		20.358		24.078	160	37	1:22.534	42.398		18.435		21.701	161
17	1:32.719	47.441		20.673		24.605	156	38	1:22.291	42.430		18.266		21.595	159
18	1:32.700	47.236		20.784		24.680	158	39	1:23.030	42.549		18.589		21.892	163
19	1:35.144	47.053		20.822		27.269		40	1:23.623	43.276		18.525		21.822	161
20	2:38.456	1:57.004		19.388		22.064	159								
21	1:24.554	43.676		18.836		22.042	163								

20 Max Sandritter, DEU/ Jens Klingmann, DEU

theoretical besttime: 1:21.601

1	1:32.960	47.643		21.061		24.256	159	22	1:23.808	42.966		19.186		21.656	159
2	1:31.363	46.856		20.590		23.917	156	23	1:33.520	44.871		23.600		25.049	117
3	1:31.465	46.594		20.894		23.977	156	24	2:01.499	55.497		33.615		32.387	109
4	1:31.418	46.677		20.733		24.008	156	25	2:02.988	1:05.717		27.463		29.808	162
5	1:31.551	46.754		20.763		24.034	156	26	1:22.225	42.494		18.419		21.312	163
6	1:31.734	46.760		20.864		24.110	159	27	1:22.201	42.295		18.335		21.571	162
7	1:31.898	46.858		20.905		24.135	159	28	1:26.579	43.352		21.356		21.871	160
8	1:32.022	46.932		20.910		24.180	154	29	1:25.045	44.228		18.975		21.842	163
9	1:32.082	47.046		20.872		24.164	155	30	1:22.584	42.646		18.226		21.712	163
10	1:31.948	47.041		20.751		24.156	154	31	1:22.398	42.467		18.250		21.681	163
11	1:32.170	47.258		20.688		24.224	155	32	1:22.049	42.191		18.287		21.571	162
12	1:32.228	47.273		20.656		24.299	158	33	1:22.381	42.189		18.447		21.745	163
13	1:32.192	47.124		20.626		24.442	153	34	1:22.252	42.208		18.281		21.763	162
14	1:32.966	47.330		21.157		24.479	154	35	1:22.557	42.063		18.471		22.023	161
15	1:31.694	47.130		20.247		24.317	156	36	1:22.553	42.278		18.381		21.894	163
16	1:31.800	47.288		20.313		24.199	156	37	1:22.521	42.304		18.403		21.814	162
17	1:35.838	47.215		21.385		27.238		38	1:22.747	42.390		18.497		21.860	166
18	2:42.036	1:59.604		19.832		22.600	158	39	1:22.938	42.508		18.627		21.803	160
19	1:25.629	44.584		18.953		22.092	160	40	1:23.964	43.751		18.398		21.815	166
20	1:24.301	43.196		19.185		21.920	161								
21	1:24.658	43.740		19.066		21.852	160								

21 Fabian Hamprecht, DEU/ Peter Kox, NLD

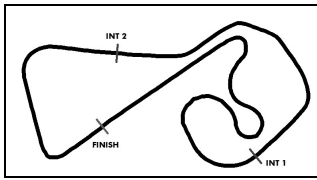
theoretical besttime: 1:33.864

1	1:43.010	53.674		23.845		25.491	157	5	1:34.354	48.068		21.860		24.426	159
2	1:35.389	48.719		22.180		24.490	156	6	1:33.964	47.958		21.585		24.421	158
3	1:34.341	47.858		21.839		24.644	153	7	1:34.481	48.050		21.792		24.639	157
4	1:34.407	48.104		21.847		24.456	157								

22 Eduard Leganov, CZE/ Marcel Leipert, DEU

theoretical besttime: 1:28.784

1	1:38.515	50.829		22.892		24.794	155	14	1:34.041	48.594		21.077		24.370	157
2	1:33.777	47.879		21.318		24.580	152	15	1:34.085	48.048		21.351		24.686	158
3	1:33.441	47.474		21.181		24.786	154	16	1:33.157	47.943		21.070		24.144	155
4	1:33.669	47.754		21.371		24.544	153	17	1:37.110	47.933		21.120		28.057	
5	1:34.374	48.020		21.432		24.922	146	18	2:50.851	2:04.842		22.123		23.886	161



ADAC GT Masters



Lap Analysis Race 2

Provisional

Sachsenring, Length: 3645 m

Air temperature: 22.5°C

Track temperature: 32.1°C

Weather condition: Wet

DMSB Reg. Nr.: 167/13
Deutscher Motor Sport Bund e.V.

Sunday 9.6.2013 12:15

Lap	Time	SE1	SP1	SE2	SP2	SE3	SP3	Lap	Time	SE1	SP1	SE2	SP2	SE3	SP3
6	1:34.410	48.640		21.259		24.511	158	19	1:54.163	1:09.646		20.966		23.551	161
7	1:33.208	47.554		21.253		24.401	157	20	1:30.133	46.815		20.305		23.013	163
8	1:33.185	47.652		21.260		24.273	158	21	1:29.352	45.595		20.873		22.884	161
9	1:33.165	47.702		21.244		24.219	156	22	1:36.250	46.898		24.370		24.982	129
10	1:34.285	47.703		21.650		24.932	155	23	2:01.022	54.489		33.777		32.756	109
11	1:33.825	47.883		21.311		24.631	152	24	2:03.509	1:05.587		27.020		30.902	157
12	1:33.528	48.022		21.261		24.245	155	25	2:28.782	1:20.741		27.355		40.686	
13	1:34.470	47.872		21.468		25.130	154								

26 Rahel Frey, CHE/ Christopher Haase, DEU

theoretical besttime: 1:22.388

1	1:35.463	48.949		21.984		24.530	155	22	1:26.359	43.309		20.194		22.856	161
2	1:33.008	47.619		21.218		24.171	157	23	1:44.483	51.414		27.744		25.325	159
3	1:32.292	47.085		21.159		24.048	157	24	1:35.170	47.721		23.249		24.200	162
4	1:32.196	47.115		21.155		23.926	157	25	1:57.093	1:02.168		25.271		29.654	163
5	1:31.863	46.885		21.014		23.964	158	26	1:27.228	45.509		19.566		22.153	164
6	1:32.099	47.024		21.046		24.029	158	27	1:23.266	42.780		18.738		21.748	164
7	1:32.010	46.863		21.070		24.077	158	28	1:23.945	42.922		19.085		21.938	163
8	1:32.088	46.945		21.103		24.040	157	29	1:25.262	43.669		19.424		22.169	163
9	1:32.834	47.678		21.115		24.041	158	30	1:23.775	42.784		19.005		21.986	164
10	1:32.075	47.053		20.942		24.080	159	31	1:22.901	42.532		18.552		21.817	164
11	1:32.486	47.089		21.047		24.350	150	32	1:23.333	42.477		18.958		21.898	165
12	1:31.769	46.916		20.732		24.121	159	33	1:23.189	42.596		18.779		21.814	164
13	1:31.882	46.934		20.748		24.200	160	34	1:22.849	42.501		18.474		21.874	165
14	1:31.681	46.799		20.775		24.107	157	35	1:22.863	42.621		18.549		21.693	164
15	1:31.248	46.947		20.342		23.959	157	36	1:22.630	42.457		18.461		21.712	165
16	1:31.060	46.616		20.377		24.067	156	37	1:22.494	42.397		18.390		21.707	164
17	1:31.322	46.678		20.417		24.227	160	38	1:22.613	42.551		18.461		21.601	164
18	1:31.308	46.428		20.326		24.554	161	39	1:23.223	42.429		18.948		21.846	164
19	1:35.303	46.673		21.251		27.379		40	1:23.377	42.640		18.820		21.917	164
20	2:45.925	2:01.765		21.081		23.079	162								
21	1:26.171	44.426		19.577		22.168	163								

27 Christopher Mies, DEU/ Rene Rast, DEU

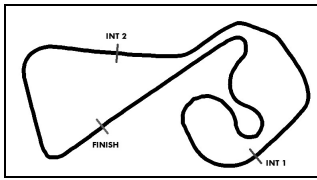
theoretical besttime: 1:22.388

1	1:33.958	48.236		21.469		24.253	158	22	1:26.529	43.296		21.371		21.862	163
2	1:32.541	47.270		21.266		24.005	158	23	1:27.685	43.790		21.112		22.783	159
3	1:32.377	47.139		21.231		24.007	158	24	1:52.728	45.800		33.850		33.078	92
4	1:32.506	47.056		21.319		24.131	154	25	2:01.893	1:05.626		26.551		29.716	164
5	1:32.324	47.209		21.211		23.904	158	26	1:26.784	46.080		19.066		21.638	164
6	1:32.127	47.102		21.145		23.880	157	27	1:23.215	42.725		18.655		21.835	164
7	1:32.239	47.216		21.079		23.944	159	28	1:24.822	43.380		19.267		22.175	161
8	1:32.192	47.118		21.117		23.957	157	29	1:25.322	43.702		19.521		22.099	164
9	1:32.824	47.492		21.232		24.100	155	30	1:23.278	42.731		18.677		21.870	163
10	1:32.161	47.144		21.073		23.944	156	31	1:23.106	42.738		18.599		21.769	163
11	1:32.238	46.969		21.234		24.035	157	32	1:23.041	42.646		18.629		21.766	164
12	1:31.895	46.984		20.825		24.086	156	33	1:23.536	42.725		18.881		21.930	163
13	1:31.727	46.875		20.835		24.017	158	34	1:23.218	42.517		18.787		21.914	165
14	1:31.280	46.708		20.711		23.861	158	35	1:22.508	42.420		18.460		21.628	164
15	1:31.013	46.834		20.440		23.739	156	36	1:22.572	42.338		18.549		21.685	164
16	1:31.652	46.981		20.523		24.148	157	37	1:22.486	42.398		18.422		21.666	164
17	1:31.065	46.780		20.369		23.916	157	38	1:22.640	42.437		18.546		21.657	164
18	1:33.996	46.933		20.260		26.803		39	1:23.647	42.791		19.136		21.720	165
19	2:46.385	1:57.985		24.722		23.678	161	40	1:23.470	42.726		18.862		21.882	164
20	1:27.581	45.683		19.948		21.950	163								
21	1:25.203	43.669		19.461		22.073	162								

28 Christer Jöns, DEU/ Markus Winkelhock, DEU

theoretical besttime: 1:21.880

1	1:34.803	48.595		21.960		24.248	156	22	1:25.232	43.517		19.609		22.106	163
2	1:32.942	47.575		21.377		23.990	158	23	1:33.304	46.527		21.480		25.297	159
3	1:32.199	46.978		21.095		24.126	158	24	1:35.470	48.347		22.917		24.206	160
4	1:35.779	47.072		21.315		27.392		25	1:53.772	59.248		25.488		29.036	163
5	1:48.770	1:03.310		21.434		24.026	157	26	1:26.817	45.241		18.934		22.642	161



ADAC GT Masters

Lap Analysis Race 2



Provisional

Sachsenring, Length: 3645 m

Air temperature: 22.5°C

Track temperature: 32.1°C

Weather condition: Wet

DMSB Reg. Nr.: 167/13
Deutscher Motor Sport Bund e.V.

Sunday 9.6.2013 12:15

Lap	Time	SE1	SP1	SE2	SP2	SE3	SP3	Lap	Time	SE1	SP1	SE2	SP2	SE3	SP3
6	1:32.601	46.894		21.377		24.330	158	27	1:24.737	44.001		18.828		21.908	164
7	1:32.532	47.354		21.122		24.056	156	28	1:24.299	43.420		19.178		21.701	165
8	1:31.811	46.860		21.001		23.950	158	29	1:33.017	51.120		19.944		21.953	163
9	1:32.003	47.092		20.988		23.923	158	30	1:24.024	42.916		19.101		22.007	164
10	1:32.375	46.860		21.339		24.176	156	31	1:22.358	42.217		18.507		21.634	164
11	1:32.388	47.300		20.936		24.152	157	32	1:22.545	42.177		18.607		21.761	164
12	1:32.496	47.615		20.876		24.005	156	33	1:22.832	42.406		18.679		21.747	163
13	1:33.144	47.301		21.202		24.641	157	34	1:23.755	42.938		18.842		21.975	165
14	1:32.293	47.411		20.510		24.372	157	35	1:23.717	43.031		18.664		22.022	162
15	1:32.557	47.854		20.908		23.795	160	36	1:22.639	42.811		18.330		21.498	164
16	1:30.497	46.608		20.187		23.702	159	37	1:22.028	42.089		18.293		21.646	163
17	1:32.471	47.591		20.867		24.013	158	38	1:23.334	42.332		18.971		22.031	164
18	1:30.929	46.369		20.535		24.025	157	39	1:22.883	42.535		18.590		21.758	163
19	1:36.238	47.361		20.865		28.012		40	1:22.721	42.265		18.608		21.848	162
20	2:40.762	1:58.843		19.529		22.390	161								
21	1:25.670	44.157		19.452		22.061	162								

40 Gerd Beisel, DEU/ Sven Barth, DEU

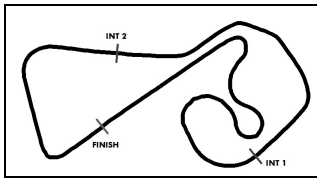
theoretical besttime: 1:26.729

1	1:44.311	55.452		23.605		25.254	156	21	3:17.062	2:24.846		26.221		25.995	156
2	1:35.323	48.278		22.075		24.970	158	22	1:44.716	52.045		27.344		25.327	159
3	1:34.424	48.064		21.871		24.489	158	23	1:35.184	48.295		22.726		24.163	161
4	1:33.832	47.562		21.533		24.737	158	24	1:56.896	1:01.531		25.559		29.806	162
5	1:34.454	47.912		21.544		24.998	154	25	1:32.926	48.801		20.003		24.122	162
6	1:34.276	47.955		21.570		24.751	159	26	1:27.918	44.675		20.689		22.554	162
7	1:34.422	48.673		21.362		24.387	157	27	1:29.287	44.709		20.681		23.897	162
8	1:34.224	48.141		21.408		24.675	157	28	1:29.883	44.696		21.612		23.575	164
9	1:33.867	47.807		21.286		24.774	157	29	1:27.845	44.978		20.493		22.374	163
10	1:33.796	48.005		21.355		24.436	155	30	1:28.625	45.132		20.748		22.745	163
11	1:35.158	48.170		22.325		24.663	156	31	1:28.592	45.598		20.283		22.711	164
12	1:33.812	48.139		21.090		24.583	156	32	1:28.667	45.345		20.188		23.134	149
13	1:34.131	47.819		21.418		24.894	156	33	1:29.395	45.877		20.412		23.106	163
14	1:34.106	48.385		21.097		24.624	156	34	1:28.074	45.143		20.103		22.828	164
15	1:33.649	48.085		20.831		24.733	156	35	1:29.064	45.238		20.794		23.032	164
16	1:33.621	48.396		20.925		24.300	155	36	1:27.875	45.302		19.839		22.734	164
17	1:33.870	47.893		20.811		25.166	156	37	1:27.622	44.846		20.218		22.558	165
18	1:33.923	48.138		21.168		24.617	157	38	1:28.584	46.530		19.746		22.308	165
19	1:33.154	47.673		20.923		24.558	156								
20	1:37.960	48.045		21.250		28.665									

45 Tobias Schulze, DEU/ Michael Schulze, DEU

theoretical besttime: 1:22.783

1	1:45.426	57.219		22.508		25.699	158	22	1:24.164	42.623		19.236		22.305	159
2	1:35.716	49.039		21.830		24.847	157	23	1:27.975	44.023		21.355		22.597	156
3	1:34.824	48.248		21.717		24.859	156	24	1:29.610	45.852		20.963		22.795	162
4	1:34.687	47.953		22.047		24.687	156	25	1:49.952	57.073		24.879		28.000	165
5	1:34.933	48.054		22.135		24.744	156	26	1:26.767	45.209		18.929		22.629	167
6	1:34.529	48.140		21.659		24.730	153	27	1:27.546	44.419		20.470		22.657	163
7	1:35.086	48.203		21.571		25.312	155	28	1:27.680	44.377		19.944		23.359	164
8	1:34.910	48.269		21.898		24.743	155	29	1:23.578	42.831		18.766		21.981	166
9	1:34.558	48.256		21.576		24.726	154	30	1:23.947	42.758		18.904		22.285	163
10	1:33.982	48.393		21.122		24.467	153	31	1:23.484	42.989		18.690		21.805	165
11	1:34.379	48.258		21.476		24.645	154	32	1:22.934	42.774		18.470		21.690	165
12	1:34.110	48.386		21.055		24.669	153	33	1:23.289	42.721		18.686		21.882	165
13	1:33.437	48.182		20.817		24.438	153	34	1:23.368	42.844		18.703		21.821	166
14	1:34.478	48.207		21.394		24.877	153	35	1:23.342	42.711		18.625		22.006	164
15	1:33.915	48.581		20.940		24.394	152	36	1:23.802	43.236		18.676		21.890	163
16	1:39.134	48.815		21.485		28.834		37	1:23.850	43.197		18.640		22.013	165
17	2:54.292	2:09.775		21.529		22.988	163	38	1:25.297	43.071		19.431		22.795	162
18	1:26.685	44.948		19.487		22.250	163	39	1:23.615	43.077		18.639		21.899	164
19	1:27.981	45.146		20.829		22.006	162	40	1:24.216	43.549		18.645		22.022	164
20	1:24.150	43.330		18.911		21.909	164								
21	1:24.293	43.452		18.947		21.894	164								



ADAC GT Masters

Lap Analysis Race 2



Provisional

Sachsenring, Length: 3645 m

Air temperature: 22.5°C

Track temperature: 32.1°C

Weather condition: Wet

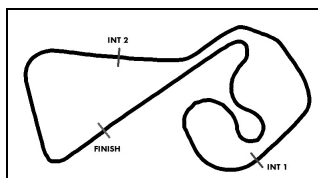
DMSB Reg. Nr.: 167/13
Deutscher Motor Sport Bund e.V.

Sunday 9.6.2013 12:15

Lap	Time	SE1	SP1	SE2	SP2	SE3	SP3	Lap	Time	SE1	SP1	SE2	SP2	SE3	SP3
46	Martin Matzke, CZE/ Yelmer Buurman, NLD							theoretical besttime: 1:22.738							
1	1:37.948	50.795		22.517		24.636	156	22	1:27.285	45.162		19.493		22.630	157
2	1:33.511	47.846		21.425		24.240	154	23	1:31.694	48.131		19.795		23.768	159
3	1:32.965	47.307		21.168		24.490	152	24	1:32.723	45.943		23.810		22.970	161
4	1:32.319	46.960		20.938		24.421	154	25	1:52.529	58.696		25.275		28.558	162
5	1:32.536	47.233		21.004		24.299	156	26	1:26.827	44.919		19.129		22.779	160
6	1:33.169	47.552		21.143		24.474	157	27	1:25.239	42.958		20.466		21.815	162
7	1:33.341	47.707		21.152		24.482	155	28	1:25.565	44.194		19.302		22.069	159
8	1:33.275	47.579		21.141		24.555	155	29	1:23.624	43.198		18.619		21.807	160
9	1:33.314	47.964		20.987		24.363	155	30	1:24.415	42.954		19.752		21.709	163
10	1:33.003	47.737		20.996		24.270	153	31	1:23.134	42.676		18.589		21.869	163
11	1:33.546	48.010		21.240		24.296	154	32	1:23.656	43.170		18.559		21.927	162
12	1:32.651	47.399		20.781		24.471	155	33	1:23.700	43.022		18.897		21.781	162
13	1:32.659	47.557		20.585		24.517	157	34	1:22.941	42.650		18.604		21.687	162
14	1:32.696	47.724		20.471		24.501	155	35	1:22.900	42.686		18.450		21.764	162
15	1:33.314	47.821		20.894		24.599	154	36	1:23.033	42.602		18.449		21.982	158
16	1:33.494	47.804		21.047		24.643	155	37	1:23.327	42.939		18.567		21.821	163
17	1:33.028	47.846		20.791		24.391	154	38	1:31.018	42.782		25.773		22.463	161
18	1:34.074	48.835		20.874		24.365	153	39	1:23.846	43.041		18.843		21.962	161
19	1:38.571	48.255		21.142		29.174		40	1:24.168	43.347		18.892		21.929	161
20	2:45.568	2:03.225		19.925		22.418	161								
21	1:26.798	45.450		19.355		21.993	163								

47	Paul Green, DEU/ Niclas Kentenich, DEU							theoretical besttime: 1:24.846							
1	1:39.089	51.309		22.933		24.847	154	17	1:34.585	49.091		20.984		24.510	154
2	1:34.052	48.097		21.272		24.683	153	18	1:33.698	48.307		21.001		24.390	153
3	1:33.589	47.697		21.263		24.629	153	19	1:35.133	48.606		21.235		25.292	158
4	1:33.340	47.812		21.240		24.288	155	20	1:39.767	49.212		22.573		27.982	
5	1:33.595	47.880		21.261		24.454	155	21	2:44.029	2:00.445		20.408		23.176	160
6	1:33.189	47.717		21.122		24.350	155	22	1:30.060	45.160		20.331		24.569	154
7	1:33.119	47.626		21.161		24.332	155	23	1:32.572	46.837		21.949		23.786	149
8	1:33.057	47.621		21.157		24.279	155	24	1:30.361	45.225		20.732		24.404	103
9	1:33.124	47.645		21.158		24.321	154	25	1:35.561	46.205		21.447		27.909	161
10	1:33.147	47.640		21.093		24.414	153	26	1:26.575	44.942		19.033		22.600	163
11	1:34.131	47.892		21.107		25.132	152	27	1:27.311	44.726		19.831		22.754	163
12	1:33.642	48.222		20.948		24.472	156	28	1:28.879	44.606		20.125		24.148	163
13	1:33.401	47.976		20.961		24.464	158	29	1:28.952	44.614		21.546		22.792	163
14	1:34.463	49.028		20.950		24.485	155	30	1:25.390	43.518		19.036		22.836	165
15	1:33.668	48.375		20.871		24.422	153	31	1:25.009	43.553		19.121		22.335	164
16	1:33.474	48.513		20.639		24.322	156								

100	Daniel Dobitsch, AUT/ Aditya Patel, IND							theoretical besttime: 1:24.872							
1	1:41.609	52.859		23.224		25.526	154	15	1:32.990	47.906		20.686		24.398	155
2	1:33.144	47.430		21.360		24.354	157	16	1:32.889	47.932		20.729		24.228	157
3	1:33.176	47.543		21.320		24.313	158	17	1:32.511	47.240		20.858		24.413	157
4	1:35.443	47.881		22.562		25.000	155	18	1:36.476	47.820		20.897		27.759	
5	1:32.466	47.057		21.214		24.195	157	19	2:45.872	2:01.785		21.032		23.055	161
6	1:33.315	47.558		21.411		24.346	159	20	1:27.849	45.472		19.958		22.419	164
7	1:33.772	48.027		21.275		24.470	158	21	1:25.859	44.476		19.630		21.753	164
8	1:33.250	47.721		21.290		24.239	155	22	1:26.089	44.301		19.535		22.253	154
9	1:32.826	47.549		21.078		24.199	157	23	1:29.302	45.934		20.181		23.187	162
10	1:33.532	47.352		21.446		24.734	155	24	1:34.622	47.982		22.675		23.965	162
11	1:34.575	47.918		22.356		24.301	156	25	1:53.324	59.250		24.923		29.151	165
12	1:32.814	47.533		21.021		24.260	153	26	1:27.644	45.484		19.753		22.407	163
13	1:33.640	47.833		21.258		24.549	156								
14	1:33.098	47.386		20.630		25.082	157								



ADAC GT Masters

Vmax list Race 2

Provisional



Sachsenring, Length: 3645 m

Air temperature: 23.4°C

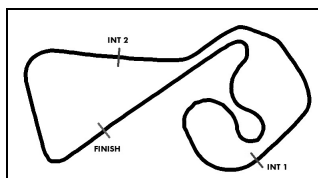
Track temperature: 33.5°C

Weather condition: Wet

DMSB Reg. Nr.: 167/13
Deutscher Motor Sport Bund e.V.

Sunday 9.6.2013 12:15

Nr	Team, Car, Driver, Nat	Top speed
2	Callaway Competition, Corvette Z06.R GT3 Alessi Diego , ITA Keilwitz Daniel , DEU	225,19 km/h
3	Callaway Competition, Corvette Z06.R GT3 Wirth Andreas , DEU Hohenadel Christian , DEU	224,86 km/h
18	Callaway Competition, Corvette Z06.R GT3 Seiler Toni , CHE Tweraser Gerhard , AUT	223,51 km/h
17	Callaway Competition, Corvette Z06.R GT3 Lips Remo , CHE Marioneck Lennart , DEU	223,46 km/h
40	RWT Racing Team, Corvette Z06.R GT3 Beisel Gerd , DEU Barth Sven , DEU	222,82 km/h
11	Polarweiss Racing, Mercedes Benz SLS AMG GT3 Afanasiev Sergey , RUS Simonsen Andreas , SWE	222,22 km/h
10	Polarweiss Racing, Mercedes Benz SLS AMG GT3 Buhk Maximilian , DEU Götz Maximilian , DEU	221,58 km/h
45	Schulze Motorsport, Nissan GT-R NISMO GT3 Schulze Tobias , DEU Schulze Michael , DEU	221,45 km/h
14	Lambda Performance, Ford GT GT3 Kechele Frank , DEU Schwager Dominik , DEU	221,18 km/h
6	Farnbacher Racing, Porsche 911 GT3 R Farnbacher Mario , DEU Frommenwiler Philipp , CHE	220,05 km/h
47	Vita4One Racing Team, BMW Z4 GT3 Green Paul , DEU Kentenich Niclas , DEU	219,51 km/h
9	Tonino powered by Herberth Motorsport, Porsche 911 GT3 Bourdeaux Rene , DEU Renauer Alfred , DEU	219,42 km/h
5	Farnbacher Racing, Porsche 911 GT3 R Nielsen Christina , DNK Seefried Marco , DEU	219,20 km/h
1	MS RACING, Audi R8 LMS Ultra Stoll Florian , DEU Asch Sebastian , DEU	218,85 km/h



ADAC GT Masters

Vmax list Race 2

Provisional



Sachsenring, Length: 3645 m

Air temperature: 23.4°C

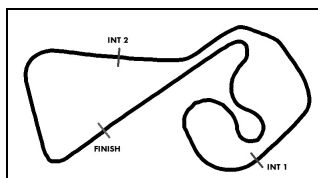
Track temperature: 33.5°C

Weather condition: Wet

DMSB Reg. Nr.: 167/13
Deutscher Motor Sport Bund e.V.

Sunday 9.6.2013 12:15

Nr	Team, Car, Driver, Nat	Top speed
100	MS RACING, Audi R8 LMS Ultra Dobitsch Daniel , AUT Patel Aditya , IND	218,76 km/h
12	DB Motorsport, BMW Z4 GT3 Knap Simon , NLD den Boer Jeroen , NLD	218,67 km/h
16	THE BOSS YACO Racing, Audi R8 LMS Ultra Geipel Philip , DEU Mamerow Christian , DEU	218,45 km/h
28	Prosperia C. Abt Racing, Audi R8 LMS Ultra Jöns Christer , DEU Winkelhock Markus , DEU	218,01 km/h
20	PIXUM Team Schubert, BMW Z4 GT3 Sandritter Max , DEU Klingmann Jens , DEU	217,26 km/h
46	Vita4One Racing Team, BMW Z4 GT3 Matzke Martin , CZE Buurman Yelmer , NLD	217,26 km/h
26	Prosperia C. Abt Racing, Audi R8 LMS Ultra Frey Rahel , CHE Haase Christopher , DEU	216,13 km/h
19	PIXUM Team Schubert, BMW Z4 GT3 Hürtgen Claudia , DEU Baumann Dominik , AUT	215,83 km/h
27	Prosperia C. Abt Racing, Audi R8 LMS Ultra Mies Christopher , DEU Rast Rene , DEU	215,57 km/h
4	Team GW-Schütz, Porsche 911 GT3 R Engelhart Christian , DEU Armino Nicolas , FRA	214,03 km/h
22	Team rhino's Leipert Motorsport, Lamborghini Gallardo FL1 Leganov Eduard , CZE Leipert Marcel , DEU	214,03 km/h
7	Farnbacher Racing, Porsche 911 GT3 R Aeberhard Jürg , CHE Pivoda Tomas , CZE	213,73 km/h
21	Team rhino's Leipert Motorsport, Lamborghini Gallardo FL1 Hamprecht Fabian , DEU Kox Peter , NLD	211,68 km/h
8	Tonino powered by Herberth Motorsport, Porsche 911 GT3 Renauer Robert , DEU Ragginger Martin , AUT	km/h



ADAC GT Masters

Pit stops Race 2



Provisional

Sachsenring, Length: 3645 m

Air temperature: 23.5°C

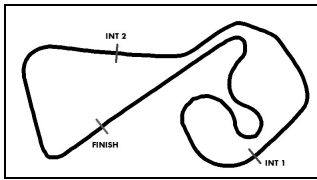
Track temperature: 33.8°C

Weather condition: Wet

DMSB Reg. Nr.: 167/13
Deutscher Motor Sport Bund e.V.

Sunday 9.6.2013 12:15

Nr	Driver in	Day time in	Time in	Driver out	Day time out	Time out	Nett Time
14	Dominik Schwager	12:31:16	1:42.314	Dominik Schwager	12:31:34	2:00.057	17.743
28	Markus Winkelhock	12:35:49	6:15.072	Markus Winkelhock	12:36:08	6:33.702	18.630
3	Christian Hohenadel	12:47:13	17:38.674	Christian Hohenadel	12:47:48	18:14.243	35.569
12	Jeroen den Boer	12:54:44	25:09.955	Simon Knap	12:56:01	26:26.502	1:16.547
14	Dominik Schwager	12:54:48	25:13.455	Frank Kechele	12:56:07	26:32.678	1:19.223
45	Tobias Schulze	12:55:02	25:27.448	Tobias Schulze	12:56:22	26:48.329	1:20.881
20	Jens Klingmann	12:55:41	26:06.698	Jens Klingmann	12:56:53	27:18.442	1:11.744
4	Nicolas Armindo	12:55:49	26:15.205	Nicolas Armindo	12:57:01	27:26.470	1:11.265
6	Philipp Frommenwiler	12:56:07	26:33.085	Mario Farnbacher	12:57:22	27:48.283	1:15.198
8	Martin Ragginger	12:56:09	26:34.879	Martin Ragginger	12:57:23	27:48.589	1:13.710
22	Marcel Leipert	12:56:16	26:41.612	Eduard Leganov	12:57:30	27:55.618	1:14.006
16	Christian Mamerow	12:56:22	26:48.097	Christian Mamerow	12:57:43	28:08.825	1:20.728
27	Rene Rast	12:57:14	27:39.463	Christopher Mies	12:58:24	28:50.077	1:10.614
7	Tomas Pivoda	12:57:22	27:48.203				
2	Daniel Keilwitz	12:57:33	27:58.766	Daniel Keilwitz	12:58:49	29:15.337	1:16.571
10	Maximilian Götz	12:57:34	27:59.741	Maximilian Buhk	12:58:50	29:15.723	1:15.982
11	Andreas Simonsen	12:57:38	28:03.628	Andreas Simonsen	12:58:54	29:19.376	1:15.748
100	Aditya Patel	12:57:45	28:10.880	Daniel Dobitsch	12:58:57	29:22.885	1:12.005
5	Marco Seefried	12:57:48	28:14.018	Marco Seefried	12:59:18	29:43.728	1:29.710
9	Alfred Renauer	12:57:54	28:20.046	Alfred Renauer	12:59:15	29:41.295	1:21.249
19	Dominik Baumann	12:58:42	29:07.576	Dominik Baumann	12:59:54	30:19.675	1:12.099
26	Christopher Haase	12:58:47	29:13.335	Rahel Frey	13:00:01	30:26.698	1:13.363
3	Christian Hohenadel	12:58:50	29:16.101	Christian Hohenadel	13:00:07	30:32.872	1:16.771
28	Markus Winkelhock	12:59:12	29:38.177	Markus Winkelhock	13:00:24	30:50.219	1:12.042
46	Yelmer Buurman	12:59:13	29:38.782	Yelmer Buurman	13:00:27	30:52.894	1:14.112
17	Lennart Marioneck	13:00:22	30:47.988	Lennart Marioneck	13:01:48	32:14.021	1:26.033
1	Sebastian Asch	13:00:46	31:11.955	Sebastian Asch	13:01:57	32:23.281	1:11.326
47	Niclas Kantenich	13:00:59	31:24.632	Niclas Kantenich	13:02:12	32:37.711	1:13.079
40	Sven Barth	13:01:10	31:35.641	Sven Barth	13:02:43	33:09.103	1:33.462
18	Gerhard Tweraser	13:02:50	33:16.237	Gerhard Tweraser	13:04:24	34:49.923	1:33.686
22	Eduard Leganov	13:12:10	42:35.624				
17	Lennart Marioneck	13:13:57	44:22.508	Lennart Marioneck	13:14:41	45:07.105	44.597
14	Frank Kechele	13:14:08	44:34.024				
18	Toni Seiler	13:14:46	45:11.420				
10	Maximilian Buhk	13:15:35	46:00.951	Maximilian Buhk	13:15:53	46:18.885	17.934
16	Philip Geipel	13:17:07	47:32.955	Philip Geipel	13:17:52	48:17.603	44.648
9	Rene Bourdeaux	13:23:13	53:38.532				
20	Max Sandritter	13:32:53	1:03:18.906				
19	Claudia Hürtgen	13:32:55	1:03:21.290				
40	Gerd Beisel	13:32:58	1:03:23.475				
4	Christian Engelhart	13:33:00	1:03:25.927				
27	Christopher Mies	13:33:03	1:03:28.368				
26	Rahel Frey	13:33:04	1:03:30.343				
6	Mario Farnbacher	13:33:07	1:03:32.366				



ADAC GT Masters

Pit stops Race 2

Provisional



Sachsenring, Length: 3645 m

Air temperature: 23.5°C

Track temperature: 33.8°C

Weather condition: Wet

DMSB Reg. Nr.: 167/13
Deutscher Motor Sport Bund e.V.

Sunday 9.6.2013 12:15

Nr	Driver in	Day time in	Time in	Driver out	Day time out	Time out	Nett Time
2	Diego Alessi	13:33:10	1:03:35.540				
12	Simon Knap	13:33:13	1:03:39.008				
8	Robert Renauer	13:33:16	1:03:41.433				
10	Maximilian Buhk	13:33:17	1:03:43.053				
11		13:33:20	1:03:45.439				
46	Martin Matzke	13:33:22	1:03:47.716				
28	Christer Jöns	13:33:33	1:03:59.185				
1	Florian Stoll	13:33:40	1:04:05.628				
45	Tobias Schulze	13:33:45	1:04:11.232				
17	Lennart Marioneck	13:33:48	1:04:13.580				
16	Philip Geipel	13:33:52	1:04:17.485				