

# ADAC Formel Masters

## Result List Race 2



Provisional

**DMSB** Reg. Nr.: 167/13  
Deutscher Motor Sport Bund e.V.

Sachsenring, Length: 3645 m

Air temperature: 19.0°C

Track temperature: 22.3°C

Weather condition: Wet

Sunday 9.6.2013 09:30

started : 20

classified : 16

not classified : 4

	Competitor Drivers	Sponsor Car	Laps	Total Time	Gap	Kph	Lap	Time	Kph
1	15 ADAC Berlin-Brandenburg e.V. A.Picariello(BEL)	Formel ADAC powerd by Volkswagen	15	25:36.771		128,1	15	1:25.319	153,8
2	6 Neuhauser Racing Team M.Dienst(DEU)	ADAC Nordbaden e.V. Formel ADAC powerd by Volkswagen	15	25:41.521	4.750	127,7	15	1:28.660	148,0
3	3 Lotus M.Jensen(DNK)	Formel ADAC powerd by Volkswagen	15	25:41.970	5.199	127,6	15	1:28.109	148,9
4	5 Lotus I.Dontje(NLD)	Formel ADAC powerd by Volkswagen	15	25:43.289	6.518	127,5	10	1:30.243	145,4
5	11 ADAC Berlin-Brandenburg e.V. H.Grapp(DEU)	Formel ADAC powerd by Volkswagen	15	25:43.478	6.707	127,5	11	1:28.842	147,7
6	16 Schiller-Motorsport J.Kremer(DEU)	Formel ADAC powerd by Volkswagen	15	25:43.870	7.099	127,5	15	1:28.215	148,8
7	4 Lotus B.Visser(NLD)	Formel ADAC powerd by Volkswagen	15	25:45.676	8.905	127,3	10	1:30.494	145,0
8	27 Team KUG Motorsport F.Herzog(DEU)	Formel ADAC powerd by Volkswagen	15	25:45.989	9.218	127,3	11	1:30.247	145,4
9	10 ADAC Berlin-Brandenburg e.V. K.Schramm(DEU)	ADAC Berlin-Brandenburg e.V. Formel ADAC powerd by Volkswagen	15	25:47.151	10.380	127,2	15	1:29.953	145,9
10	17 Schiller Motorsport F.Schiller(DEU)	Formel ADAC powerd by Volkswagen	15	25:47.204	10.433	127,2	15	1:30.345	145,2
11	22 JBR Motorsport & Engineering GmbH B.Gentgen(DEU)	ADAC Nordrhein e.V. Formel ADAC powerd by Volkswagen	15	25:49.895	13.124	127,0	15	1:31.665	143,2
12	14 ADAC Berlin-Brandenburg e.V. G.Maggi(CHE)	Formel ADAC powerd by Volkswagen	15	25:50.782	14.011	126,9	15	1:31.597	143,3
13	20 KSW Motorsport M.Gatz(DEU)	ADAC Westfalen Team Sport Formel ADAC powerd by Volkswagen	15	25:51.656	14.885	126,9	15	1:33.638	140,1
14	24 Team KUG Motorsport S.Kox(NLD)	Formel ADAC powerd by Volkswagen	15	25:51.931	15.160	126,8	15	1:32.511	141,8
15	7 Neuhauser Racing Team N.Beer(DEN)	Formel ADAC powerd by Volkswagen	15	26:13.798	37.027	125,1	11	1:28.991	147,5
16	9 ADAC Berlin-Brandenburg e.V. M.Günther(DEU)	Formel ADAC powerd by Volkswagen	14	25:45.766	1 LAP	118,8	14	1:29.515	146,6
<b>not classified</b>									
19	KSW Motorsport K.Giersiepen(DEU)	ADAC Westfalen Team Sport Formel ADAC powerd by Volkswagen	10	17:17.638	5LAPS	126,5	4	1:37.175	135,0
8	Neuhauser Racing Team S.Riener(AUT)	Formel ADAC powerd by Volkswagen	9	15:38.202	6LAPS	125,9	4	1:36.859	135,5
26	Team KUG Motorsport R.Boschung(CHE)	Formel ADAC powerd by Volkswagen	5	8:28.353	10LAPS	129,1	4	1:36.172	136,4
2	Lotus C.O'Keefe(RSA)	Formel ADAC powerd by Volkswagen	4	6:34.748	11LAPS	133,0	4	1:36.730	135,7

Fastest lap of the race. Car 15 driver on lap 15. Time 1:25.319, average speed 153,8 km/h.

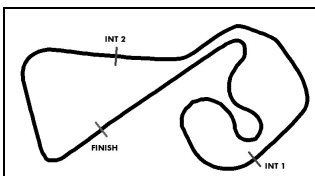
Following race director decision no. 32 - 30s penalty for the car no. 7

**Subject to final scrutineering!**

Publications Time:

Clerk of the course:

Time Keeping:



# ADAC Formel Masters

## Lap chart Race 2

Provisional

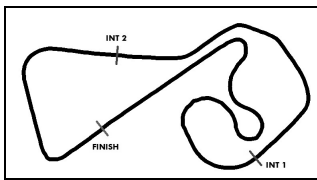


Sachsenring, Length: 3645 m

Sunday 9.6.2013 09:30

POS	1	2	3	4	5	6	7	8	9	10	11	12	13	14	15	16	17	18	19	20	21	22	
LAP 1	15	11	5	7	4	9	16	3	6	2	26	27	17	10	20	8	19	22	24	14			
LAP 2	15	5	11	4	7	16	3	6	2	26	27	20	10	17	19	8	24	22	14	9'			
LAP 3	15	5	4	11	16	7	6	3	2	26	27	20	17	19	8	24	22	14	10	9'			
LAP 4	15	5	4	11	16	7	6	3	26	2	27	20	17	19	8	24	14	10	22	9'			
LAP 5	15	5	4	11	6	7	3	27	20	17	19	8	16	24	14	10	26	22	9'				
LAP 6	15	5	4	11	6	7	3	27	20	17	19	8	16	24	14	10	22	9'					
LAP 7	15	5	4	11	6	7	3	27	20	17	19	8	16	24	14	10	22	9'					
LAP 8	15	5	4	11	6	7	3	27	20	17	19	8	16	14	10	22	24	9'					
LAP 9	15	5	4	6	7	11	3	27	20	17	19	8	16	14	10	22	24	9'					
LAP 10	15	5	4	6	7	3	27	11	16	20	17	10	14	22	24	19	9'						
LAP 11	15	5	4	6	7	3	11	27	16	17	10	20	22	14	24	9'							
LAP 12	15	5	4	6	7	3	11	27	16	17	10	20	22	14	24	9'							
LAP 13	15	5	4	6	7	3	11	27	16	17	10	20	22	14	24	9'							
LAP 14	15	5	4	6	7	3	11	27	16	17	10	20	22	14	24	9'							
LAP 15	15	6	3	5	11	7	16	4	27	10	17	22	14	20	24								

. - PIT STOP ' - LAP BEHIND



# ADAC Formel Masters



## Lap analysis Race 2

Provisional

Sachsenring, Length: 3645 m

Air temperature: 19.1°C

Track temperature: 22.4°C

Weather condition: Wet



Reg. Nr.: 167/13

Sunday 9.6.2013 09:30

Lap	Time	SE1	SP1	SE2	SP2	SE3	SP3	TSP	Lap	Time	SE1	SP1	SE2	SP2	SE3	SP3	TSP
<b>2</b>	Callan O'Keeffe, RSA ,								<b>theoretical besttime: 1:36.510</b>								
1	1:42.984	55.208		21.722		26.054	135	118	<b>4</b>	<b>1:36.730</b>	50.245		<b>20.593</b>		25.892	135	180
2	1:37.277	50.801		20.804		<b>25.672</b>	<b>137</b>	180									
3	1:37.757	50.972		20.808		25.977	135	<b>184</b>									

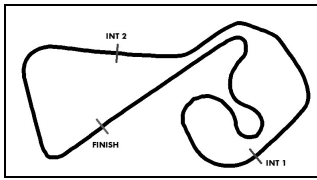
<b>3</b>	Mikkel Jensen, DNK ,								<b>theoretical besttime: 1:27.208</b>								
1	1:41.693	53.616		21.786		26.291	136	107	9	2:08.535	1:06.499		29.898		32.138	141	85
2	1:38.148	51.310		20.786		26.052	135	181	10	1:32.091	48.189		19.596		24.306	138	181
3	1:37.714	51.018		21.000		25.696	139	182	11	1:29.257	47.136		19.285		<b>22.836</b>	143	182
4	1:36.844	50.472		20.260		26.112	136	181	12	1:38.191	47.818		22.281		28.092	133	<b>184</b>
5	1:37.288	50.765		20.980		25.543	127	174	13	1:57.372	48.132		34.644		34.596	101	143
6	1:52.758	54.443		31.542		26.773	135	154	14	2:01.534	1:01.234		30.017		30.283	<b>144</b>	135
7	1:37.308	49.313		20.883		27.112	135	173	<b>15</b>	<b>1:28.109</b>	45.320		<b>19.052</b>		23.737	141	<b>184</b>
8	1:45.128	49.028		20.352		35.748	88	171									

<b>4</b>	Beitske Visser, NLD ,								<b>theoretical besttime: 1:30.462</b>								
1	1:40.327	53.158		21.732		25.437	137	117	9	2:09.507	1:07.329		29.517		32.661	138	101
2	1:33.721	47.811		21.111		24.799	138	177	<b>10</b>	<b>1:30.494</b>	46.074		<b>20.335</b>		24.085	137	181
3	1:33.244	47.528		20.989		24.727	138	<b>182</b>	11	1:30.834	46.441		20.340		<b>24.053</b>	138	180
4	1:32.355	47.084		20.645		24.626	137	179	12	1:37.939	48.117		22.847		26.975	137	181
5	1:32.678	47.123		20.924		24.631	136	178	13	1:57.942	48.375		34.579		34.988	107	172
6	1:37.111	48.998		22.789		25.324	134	177	14	2:02.103	1:00.968		30.277		30.858	<b>140</b>	150
7	1:38.978	50.357		22.664		25.957	136	155	15	1:33.023	46.984		20.755		25.284	137	180
8	2:15.420	54.041		38.167		43.212	76	167									

<b>5</b>	Indy Dontje, NLD ,								<b>theoretical besttime: 1:29.855</b>								
1	1:37.899	51.519		21.436		24.944	136	103	9	2:09.949	1:07.695		29.517		32.737	138	96
2	1:33.318	47.984		20.577		24.757	137	180	<b>10</b>	<b>1:30.243</b>	45.996		<b>19.784</b>		24.463	137	179
3	1:33.915	48.817		20.594		24.504	137	178	11	1:31.054	46.556		20.141		<b>24.357</b>	137	178
4	1:31.903	47.309		20.140		24.454	136	178	12	1:37.462	47.996		23.148		26.318	138	179
5	1:31.957	47.143		20.118		24.696	137	178	13	1:58.356	49.115		34.333		34.908	116	178
6	1:38.845	49.344		22.981		26.520	133	179	14	2:02.292	1:01.238		30.062		30.992	<b>140</b>	141
7	1:40.201	51.300		23.002		25.899	139	159	15	1:31.039	45.714		19.941		25.384	138	<b>180</b>
8	2:14.856	53.870		38.223		42.763	70	177									

<b>6</b>	Marvin Dienst, DEU ,								<b>theoretical besttime: 1:28.660</b>								
1	1:42.166	54.102		21.609		26.455	134	116	9	2:09.358	1:07.003		29.503		32.852	124	101
2	1:37.877	51.034		20.970		25.873	136	180	10	1:31.852	48.053		20.083		23.716	142	170
3	1:37.246	50.472		20.930		25.844	135	183	11	1:28.928	45.865		19.469		23.594	142	182
4	1:37.048	49.778		20.287		26.983	136	174	12	1:37.630	47.928		22.826		26.876	135	184
5	1:34.706	49.058		20.309		25.339	126	177	13	1:57.988	48.461		34.629		34.898	98	172
6	1:51.565	55.633		30.175		25.757	135	171	14	2:01.879	1:00.941		30.250		30.688	<b>142</b>	147
7	1:37.439	49.310		21.523		26.606	136	168	<b>15</b>	<b>1:28.660</b>	45.733		<b>19.371</b>		<b>23.556</b>	143	<b>184</b>
8	1:47.179	48.505		21.215		37.459	78	177									

<b>7</b>	Nicolas Beer, DEN ,								<b>theoretical besttime: 1:27.958</b>								
1	1:40.208	52.399		21.642		26.167	130	102	9	2:09.421	1:06.973		29.536		32.912	132	88
2	1:38.629	51.409		21.411		25.809	130	175	10	1:31.757	48.223		19.682		23.852	142	177
3	1:38.308	51.080		21.193		26.035	132	175	<b>11</b>	<b>1:28.991</b>	46.636		<b>18.922</b>		<b>23.433</b>	<b>143</b>	184
4	1:37.121	50.485		20.410		26.226	133	177	12	1:37.370	47.777		22.599		26.994	130	<b>184</b>
5	1:35.415	50.290		20.221		24.904	136	177	13	1:58.204	48.391		35.055		34.758	103	164
6	1:53.141	55.537		31.191		26.413	131	154	14	2:01.777	1:00.965		30.254		30.558	142	146
7	1:36.324	49.289		20.496		26.539	137	175	15	1:30.509	45.603		19.140		25.766	137	181
8	1:46.623	49.111		20.536		36.976	83	178									



# ADAC Formel Masters

## Lap analysis Race 2



Provisional

Sachsenring, Length: 3645 m

Air temperature: 19.1°C

Track temperature: 22.4°C

Weather condition: Wet



Reg. Nr.: 167/13

Sunday 9.6.2013 09:30

Lap	Time	SE1	SP1	SE2	SP2	SE3	SP3	TSP	Lap	Time	SE1	SP1	SE2	SP2	SE3	SP3	TSP
<b>8</b>	Stefan Riener, AUT ,								<b>theoretical besttime: 1:36.394</b>								
1	1:46.758	56.735		22.931		27.092	129	122	6	1:48.868	53.520		28.177		27.171	131	140
2	1:41.408	51.641		22.870		26.897	131	176	7	1:37.341	49.589		21.557		26.195	131	175
3	1:38.989	50.907		21.780		26.302	134	178	8	1:42.973	50.429		22.834		29.710	81	160
4	<b>1:36.859</b>	49.789		<b>21.431</b>		<b>25.639</b>	137	179	9	2:07.743	1:05.496		30.157		32.090	<b>139</b>	90
5	1:37.263	49.667		<b>21.166</b>		26.430	114	181									

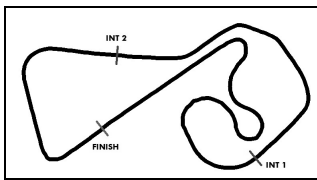
<b>9</b>	Maximilian Günther, DEU ,								<b>theoretical besttime: 1:28.150</b>								
1	1:40.766	52.908		21.624		26.234	135	101	8	2:06.412	1:05.101		29.808		31.503	141	84
2	3:34.501	2:46.942		22.065		25.494	133	179	9	1:32.810	48.175		20.060		24.575	142	<b>183</b>
3	1:36.072	50.442		20.426		25.204	134	175	10	1:29.966	47.335		19.326		<b>23.305</b>	<b>142</b>	182
4	1:35.720	49.182		20.103		26.435	119	177	11	1:35.749	48.027		20.564		27.158	105	181
5	1:46.282	53.834		25.628		26.820	129	126	12	1:57.621	48.495		34.486		34.640	97	156
6	1:38.473	52.229		20.988		25.256	122	157	13	2:00.683	1:00.515		30.589		29.579	141	148
7	1:41.196	51.068		21.759		28.369	85	167	<b>14</b>	<b>1:29.515</b>	45.602		<b>19.243</b>		24.670	142	183

<b>10</b>	Kim Luis Schramm, DEU ,								<b>theoretical besttime: 1:27.961</b>								
1	1:46.019	55.970		22.682		27.367	121	123	9	2:05.968	1:04.940		29.680		31.348	<b>143</b>	74
2	1:40.261	52.015		22.151		26.095	135	173	10	1:32.883	48.318		20.128		24.437	142	<b>185</b>
3	1:50.309	1:03.017		21.681		25.611	135	177	11	1:32.439	48.714		20.489		<b>23.236</b>	<b>142</b>	184
4	1:35.835	49.860		20.838		25.137	137	179	12	1:34.356	46.942		20.840		26.574	102	183
5	1:35.781	48.577		20.756		26.448	119	179	13	1:57.558	48.956		33.442		35.160	91	133
6	1:46.396	53.540		26.529		26.327	135	118	14	2:00.286	1:00.302		30.884		29.100	142	132
7	1:37.931	51.560		21.469		24.902	137	158	<b>15</b>	<b>1:29.953</b>	45.268		<b>19.457</b>		25.228	140	185
8	1:41.176	50.761		21.959		28.456	85	167									

<b>11</b>	Hendrik Grapp, DEU ,								<b>theoretical besttime: 1:27.655</b>								
1	1:37.675	51.237		20.960		25.478	134	96	9	2:10.606	1:07.055		29.622		33.929	97	97
2	1:36.147	50.122		20.571		25.454	136	177	10	1:33.314	49.022		19.017		25.275	132	167
3	1:34.952	49.713		20.227		25.012	136	178	<b>11</b>	<b>1:28.842</b>	46.506		19.240		<b>23.096</b>	<b>143</b>	180
4	1:34.291	48.700		20.141		25.450	135	179	12	1:38.004	47.646		22.250		28.108	135	<b>184</b>
5	1:33.302	48.555		20.268		24.479	135	178	13	1:57.918	48.081		34.987		34.850	109	148
6	1:46.825	58.611		22.341		25.873	128	164	14	2:01.229	1:00.890		30.016		30.323	143	148
7	1:36.335	49.578		21.683		25.074	132	173	15	1:28.929	45.617		<b>18.942</b>		24.370	140	183
8	2:05.109	48.642		32.805		43.662	79	173									

<b>14</b>	Giorgio Maggi, CHE ,								<b>theoretical besttime: 1:31.110</b>								
1	1:49.864	59.134		23.191		27.539	124	127	9	2:06.811	1:05.011		30.147		31.653	<b>143</b>	87
2	1:40.713	51.860		22.389		26.464	134	174	10	1:34.265	48.027		<b>21.091</b>		25.147	140	<b>184</b>
3	1:40.240	51.315		22.725		26.200	132	177	11	1:35.555	48.628		22.326		24.601	139	181
4	1:38.519	50.248		21.691		26.580	129	177	12	1:42.382	52.538		23.587		26.257	129	161
5	1:37.014	49.306		21.263		26.445	126	175	13	1:47.687	51.173		23.303		33.211	94	172
6	1:46.357	53.650		25.452		27.255	127	125	14	2:00.401	1:00.245		31.101		29.055	135	116
7	1:38.519	52.207		21.327		24.985	131	150	<b>15</b>	<b>1:31.597</b>	46.349		21.578		<b>23.670</b>	142	180
8	1:40.858	51.344		21.747		27.767	88	163									

<b>15</b>	Alessio Picariello, BEL ,								<b>theoretical besttime: 1:25.319</b>								
1	1:35.982	50.150		20.449		25.383	136	92	9	2:09.624	1:07.818		29.638		32.168	141	98
2	1:34.455	49.223		20.340		24.892	137	178	10	1:27.575	45.506		18.899		23.170	142	181
3	1:33.221	48.954		19.722		24.545	136	178	11	1:28.078	46.143		18.959		22.976	143	181
4	1:31.585	47.884		19.443		24.258	138	179	12	1:37.258	47.383		23.207		26.668	133	181
5	1:31.170	47.895		19.259		24.016	140	180	13	2:04.556	47.647		42.112		34.797	112	169
6	1:40.619	50.024		23.165		27.430	128	180	14	2:02.073	1:01.507		29.986		30.580	<b>144</b>	149
7	1:39.735	51.264		23.099		25.372	139	168	<b>15</b>	<b>1:25.319</b>	44.021		<b>18.812</b>		<b>22.486</b>	145	<b>182</b>
8	2:15.521	54.695		38.120		42.706	72	176									



# ADAC Formel Masters



## Lap analysis Race 2

Provisional

Sachsenring, Length: 3645 m

Air temperature: 19.1°C

Track temperature: 22.4°C

Weather condition: Wet



Reg. Nr.: 167/13

Sunday 9.6.2013 09:30

Lap	Time	SE1	SP1	SE2	SP2	SE3	SP3	TSP	Lap	Time	SE1	SP1	SE2	SP2	SE3	SP3	TSP
<b>16</b>	Jason Kremer, DEU ,								<b>theoretical besttime: 1:26.993</b>								
1	1:41.127	53.349		21.905		25.873	136	113	9	2:07.205	1:05.339		30.183		31.683	141	90
2	1:38.338	51.573		20.963		25.802	134	181	10	1:32.004	47.773		20.548		23.683	142	181
3	1:36.952	50.771		20.976		25.205	135	178	11	1:28.412	46.089		<b>19.411</b>		<b>22.912</b>	145	182
4	1:36.652	49.068		20.264		27.320		178	12	1:38.439	47.291		22.125		29.023	112	<b>187</b>
5	1:48.536	1:03.051		20.016		25.469	108		13	1:57.497	47.208		35.695		34.594	95	170
6	1:49.282	53.852		28.007		27.423	124	128	14	2:00.965	1:00.359		30.477		30.129	143	138
7	1:36.959	49.290		21.655		26.014	127	150	<b>15</b>	<b>1:28.215</b>	<b>44.670</b>		20.166		23.379	<b>148</b>	184
8	1:43.287	50.486		22.854		29.947	90	162									

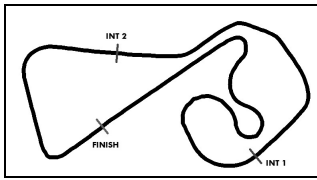
<b>17</b>	Fabian Schiller, DEU ,								<b>theoretical besttime: 1:29.060</b>								
1	1:45.551	56.484		22.426		26.641	132	122	9	2:07.765	1:05.398		30.042		32.325	139	95
2	1:41.043	52.283		21.716		27.044	117	178	10	1:34.804	48.713		20.862		25.229	136	181
3	1:39.344	52.053		21.325		25.966	134	174	11	1:32.326	48.342		19.879		<b>24.105</b>	139	182
4	1:37.189	50.558		21.145		25.486	133	179	12	1:34.195	46.772		20.323		27.100	101	181
5	1:37.517	50.212		20.799		26.506	120	177	13	1:57.829	48.998		33.765		35.066	93	143
6	1:47.256	53.227		27.764		26.265	133	150	14	2:00.462	1:00.351		30.620		29.491	<b>141</b>	149
7	1:38.879	50.070		22.318		26.491	131	177	<b>15</b>	<b>1:30.345</b>	<b>45.455</b>		<b>19.500</b>		25.390	136	<b>183</b>
8	1:42.699	50.555		22.282		29.862	84	166									

<b>19</b>	Kim Alexander Giersiepen, DEU ,								<b>theoretical besttime: 1:32.938</b>								
1	1:47.355	58.486		22.240		26.629	131	119	7	1:38.775	50.205		22.225		26.345	131	173
2	1:39.787	51.150		22.118		26.519	134	177	8	1:42.801	50.429		22.521		29.851	83	169
3	1:39.202	51.629		21.346		26.227	136	179	9	2:07.502	1:05.497		30.014		31.991	<b>139</b>	95
4	<b>1:37.175</b>	50.332		21.113		<b>25.730</b>	138	179	10	1:40.202	47.906		21.118		31.178	135	<b>183</b>
5	1:37.463	49.907		<b>20.877</b>		26.679	115	180									
6	1:47.376	53.351		27.935		26.090	135	143									

<b>20</b>	Martin Gatz, DEU ,								<b>theoretical besttime: 1:33.093</b>								
1	1:46.647	56.965		23.293		26.389	133	135	9	2:08.787	1:05.878		30.207		32.702	133	88
2	1:36.611	50.043		21.249		25.319	124	177	10	1:34.573	48.097		21.164		25.312	136	177
3	1:35.977	49.699		<b>21.148</b>		25.130	135	173	11	1:36.440	49.572		22.057		<b>24.811</b>	135	177
4	1:36.667	50.066		21.500		25.101	136	<b>180</b>	12	1:41.800	52.102		23.383		26.315	136	172
5	1:37.968	50.180		21.532		26.256	115	178	13	1:47.656	51.395		23.268		32.993	100	164
6	1:52.703	54.287		32.022		26.394	130	160	14	2:00.380	1:00.229		31.165		28.986	<b>137</b>	120
7	1:40.006	50.489		22.896		26.621	133	170	<b>15</b>	<b>1:33.638</b>	<b>47.134</b>		21.691		24.813	140	180
8	1:41.803	50.428		22.326		29.049	87	175									

<b>22</b>	Benedikt Gentgen, DEU ,								<b>theoretical besttime: 1:31.242</b>								
1	1:48.107	57.745		22.940		27.422	132	132	9	1:50.971	50.212		29.144		31.615	138	177
2	1:41.744	53.054		22.084		26.606	133	177	10	1:33.601	48.735		<b>20.492</b>		24.374	140	180
3	1:40.215	52.266		21.744		26.205	133	178	11	1:34.017	47.796		21.321		24.900	<b>140</b>	181
4	1:42.905	50.617		21.721		30.567		176	12	1:42.111	52.406		23.318		26.387	132	166
5	1:57.939	1:05.434		24.592		27.913	133		13	1:47.550	51.147		23.319		33.084	98	166
6	1:41.212	50.468		23.306		27.438	127	174	14	2:00.151	1:00.359		31.209		28.583	140	119
7	1:40.575	51.153		23.471		25.951	134	167	<b>15</b>	<b>1:31.665</b>	<b>47.009</b>		20.915		<b>23.741</b>	143	<b>182</b>
8	1:37.132	50.539		21.694		24.899	137	175									

<b>24</b>	Stephane Kox, NLD ,								<b>theoretical besttime: 1:31.869</b>								
1	1:48.761	58.245		23.359		27.157	133	130	9	1:49.060	50.602		27.411		31.047	141	182
2	1:40.836	52.254		21.956		26.626	131	182	10	1:34.410	49.540		<b>20.393</b>		<b>24.477</b>	141	<b>186</b>
3	1:38.645	51.421		21.142		26.082	134	179	11	1:36.961	48.110		23.824		25.027	<b>142</b>	185
4	1:37.696	50.791		21.334		25.571	136	182	12	1:39.175	49.924		23.070		26.181	124	184
5	1:39.419	51.002		22.365		26.052	128	182	13	1:47.981	51.120		23.121		33.740	92	163
6	1:46.173	53.576		25.376		27.221	128	131	14	1:59.818	1:00.605		30.559		28.654	137	128
7	1:38.184	52.395		20.817		24.972	137	147	<b>15</b>	<b>1:32.511</b>	<b>46.999</b>		20.894		24.618	139	184
8	2:02.301	1:15.909		21.723		24.669	137	171									



# ADAC Formel Masters

## Lap analysis Race 2

Provisional



Sachsenring, Length: 3645 m

Air temperature: 19.1°C

Track temperature: 22.4°C

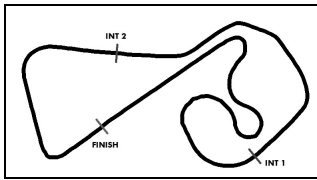
Weather condition: Wet

**DMSB** Reg. Nr.: 167/13  
Deutscher Motor Sport Bund e.V.

Sunday 9.6.2013 09:30

Lap	Time	SE1	SP1	SE2	SP2	SE3	SP3	TSP	Lap	Time	SE1	SP1	SE2	SP2	SE3	SP3	TSP
<b>26</b>	Ralph Boschung, CHE ,								<b>theoretical besttime: 1:36.131</b>								
1	1:43.531	55.358		21.819		26.354	<b>136</b>	112	<b>4</b>	<b>1:36.172</b>	50.063		<b>20.232</b>		25.877	135	182
2	1:37.224	50.572		20.816		<b>25.836</b>	134	<b>183</b>	5	1:53.819	50.439						178
3	1:37.607	50.571		20.888		26.148	132	182									

<b>27</b>	Florian Herzog, DEU ,								<b>theoretical besttime: 1:29.207</b>								
1	1:44.185	55.569		22.235		26.381	133	124	9	2:08.726	1:06.201		29.906		32.619	130	85
2	1:38.462	50.546		22.446		25.470	132	181	10	1:31.893	48.052		19.533		24.308	139	181
3	1:35.912	49.724		20.673		25.515	132	179	<b>11</b>	<b>1:30.247</b>	<b>46.577</b>		20.441		<b>23.229</b>	140	182
4	1:36.378	50.120		20.812		25.446	138	184	12	1:37.684	46.936		22.150		28.598	132	<b>184</b>
5	1:38.178	50.555		21.382		26.241	110	184	13	1:57.786	47.548		35.501		34.737	98	145
6	1:52.073	54.281		31.559		26.233	135	168	14	2:01.540	1:00.623		30.290		30.627	<b>141</b>	142
7	1:37.211	49.018		21.024		27.169	136	174	15	1:30.469	46.646		<b>19.401</b>		24.422	139	183
8	1:45.245	48.672		20.635		35.938	91	174									



# ADAC Formel Masters

## Vmax list Race 2

Provisional



Sachsenring, Length: 3645 m

Air temperature: 19.1°C

Track temperature: 22.4°C

Weather condition: Wet

**DMSB** Reg. Nr.: 167/13  
Deutscher Motor Sport Bund e.V.

Sunday 9.6.2013 09:30

Nr	Team, Car, Driver, Nat	Top speed
16	Schiller-Motorsport, Formel ADAC power by Volkswagen Kremer Jason , DEU	187,27 km/h
24	Team KUG Motorsport, Formel ADAC power by Volkswagen Kox Stephane , NLD	185,76 km/h
10	Mücke-Motorsport, Formel ADAC power by Volkswagen Schramm Kim Luis , DEU	185,41 km/h
3	Lotus, Formel ADAC power by Volkswagen Jensen Mikkel , DNK	184,49 km/h
6	Neuhauser Racing TEAM, Formel ADAC power by Volkswagen Dienst Marvin , DEU	184,39 km/h
7	Neuhauser Racing TEAM, Formel ADAC power by Volkswagen Beer Nicolas , DEN	184,39 km/h
27	Team KUG Motorsport, Formel ADAC power by Volkswagen Herzog Florian , DEU	184,02 km/h
11	Mücke-Motorsport, Formel ADAC power by Volkswagen Grapp Hendrik , DEU	183,95 km/h
14	Mücke-Motorsport, Formel ADAC power by Volkswagen Maggi Giorgio , CHE	183,89 km/h
2	Lotus, Formel ADAC power by Volkswagen O'Keeffe Callan , RSA	183,70 km/h
9	Mücke-Motorsport, Formel ADAC power by Volkswagen Günther Maximilian , DEU	183,39 km/h
19	KSW Motorsport, Formel ADAC power by Volkswagen Giersiepen Kim Alexander , DEU	183,39 km/h
17	Schiller-Motorsport, Formel ADAC power by Volkswagen Schiller Fabian , DEU	183,02 km/h
26	Team KUG Motorsport, Formel ADAC power by Volkswagen Boschung Ralph , CHE	183,02 km/h
22	JBR Motorsport & Engineering GmbH, Formel ADAC power by Volkswagen Gentgen Benedikt , DEU	182,28 km/h
8	Neuhauser Racing TEAM, Formel ADAC power by Volkswagen Riener Stefan , AUT	182,09 km/h
4	Lotus, Formel ADAC power by Volkswagen Visser Beitske , NLD	181,79 km/h
15	Mücke-Motorsport, Formel ADAC power by Volkswagen Picariello Alessio , BEL	181,51 km/h
5	Lotus, Formel ADAC power by Volkswagen Dontje Indy , NLD	180,27 km/h
20	KSW Motorsport, Formel ADAC power by Volkswagen Gatz Martin , DEU	179,64 km/h