

# ADAC GT Masters

## Results Warm Up

Provisional



Sachsenring, Length: 3645 m

Air temperature: 14.9°C

Track temperature: 15.4°C

Weather condition: Wet



Reg. Nr.: 167/13

Sunday 9.6.2013 08:00

started : 26      classified : 26      not classified : 0

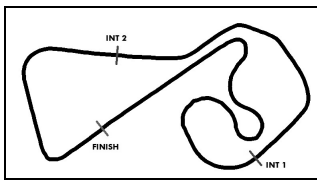
	Drivers	Team	Car	Lap	Best Time	Gap	Diff	Kph	Day Time
1	20 M.Sandritter/J.Klingmann	PIXUM Team Schubert	BMW Z4 GT3	8	<b>1:30.521</b>			145,0	8:15:47
2	28 C.Jöns/M.Winkelhock	Prosperia C. Abt Racing	Audi R8 LMS Ultra	9	<b>1:31.618</b>	1.097	1.097	143,2	8:15:40
3	5 C.Nielsen(*G*)/M.Seefried	Farnbacher Racing	Porsche 911 GT3 R	2	<b>1:31.794</b>	1.273	0.176	143,0	8:03:12
4	10 M.Buhk/M.Götz	Polarweiss Racing	Mercedes Benz SLS AMG GT3	3	<b>1:32.106</b>	1.585	0.312	142,5	8:05:17
5	4 C.Engelhart/N.Armino	Team GW-Schütz	Porsche 911 GT3 R	4	<b>1:32.129</b>	1.608	0.023	142,4	8:06:41
6	6 M.Farnbacher/P.Frommenwiler	Farnbacher Racing	Porsche 911 GT3 R	9	<b>1:32.194</b>	1.673	0.065	142,3	8:16:23
7	27 C.Mies/R.Rast	Prosperia C. Abt Racing	Audi R8 LMS Ultra	9	<b>1:32.205</b>	1.684	0.011	142,3	8:15:46
8	46 M.Matzke/Y.Buurman	Vita4One Racing Team	BMW Z4 GT3	9	<b>1:32.233</b>	1.712	0.028	142,3	8:16:01
9	2 D.Alessi/D.Keilwitz	Callaway Competition	Corvette Z06.R GT3	4	<b>1:32.358</b>	1.837	0.125	142,1	8:06:45
10	1 F.Stoll/S.Asch	MS RACING	Audi R8 LMS Ultra	4	<b>1:32.618</b>	2.097	0.260	141,7	8:06:59
11	11 S.Afanasiev/A.Simonsen	Polarweiss Racing	Mercedes Benz SLS AMG GT3	9	<b>1:32.659</b>	2.138	0.041	141,6	8:15:51
12	3 A.Wirth/C.Hohenadel	Callaway Competition	Corvette Z06.R GT3	4	<b>1:32.750</b>	2.229	0.091	141,5	8:06:32
13	19 C.Hürtgen/D.Baumann	PIXUM Team Schubert	BMW Z4 GT3	5	<b>1:32.781</b>	2.260	0.031	141,4	8:09:10
14	100 D.Dobitsch/A.Patel	MS RACING	Audi R8 LMS Ultra	7	<b>1:33.103</b>	2.582	0.322	140,9	8:12:04
15	12 S.Knap/J.den Boer	DB Motorsport	BMW Z4 GT3	8	<b>1:33.156</b>	2.635	0.053	140,9	8:15:53
16	14 F.Kechele/D.Schwager	Lambda Performance	Ford GT GT3	7	<b>1:33.157</b>	2.636	0.001	140,9	8:14:00
17	26 R.Frey/C.Haase	Prosperia C. Abt Racing	Audi R8 LMS Ultra	9	<b>1:33.184</b>	2.663	0.027	140,8	8:16:30
18	7 J.Aeberhard/T.Pivoda	Farnbacher Racing	Porsche 911 GT3 R	9	<b>1:33.301</b>	2.780	0.117	140,6	8:16:16
19	40 G.Beisel(*G*)/S.Barth	RWT Racing Team	Corvette Z06.R GT3	8	<b>1:33.645</b>	3.124	0.344	140,1	8:13:16
20	16 P.Geipel/C.Mamerow	THE BOSS YACO Racing	Audi R8 LMS Ultra	9	<b>1:33.959</b>	3.438	0.314	139,7	8:16:19
21	21 F.Hamprecht/P.Kox	Team rhino's Leipert Motorsport	Lamborghini Gallardo FL2	5	<b>1:34.088</b>	3.567	0.129	139,5	8:08:41
22	45 T.Schulze/M.Schulze	Schulze Motorsport	Nissan GT-R NISMO GT3	3	<b>1:34.409</b>	3.888	0.321	139,0	8:05:39
23	47 P.Green(*G*)/N.Kentenich	Vita4One Racing Team	BMW Z4 GT3	7	<b>1:34.536</b>	4.015	0.127	138,8	8:13:02
24	18 T.Seiler(*G*)/G.Tweraser	Callaway Competition	Corvette Z06.R GT3	7	<b>1:35.311</b>	4.790	0.775	137,7	8:12:26
25	22 E.Leganov(*G*)/M.Leipert	Team rhino's Leipert Motorsport	Lamborghini Gallardo FL2	3	<b>1:35.579</b>	5.058	0.268	137,3	8:05:39
26	17 R.Lips(*G*)/L.Marionek	Callaway Competition	Corvette Z06.R GT3	4	<b>1:36.514</b>	5.993	0.935	136,0	8:07:28

Subject to final scrutineering!

Publications Time:

Clerk of the course:

Time Keeping:



# ADAC GT Masters

## Lap analysis Warm Up



Provisional

Sachsenring, Length: 3645 m

Air temperature: 14.9°C

Track temperature: 15.4°C

Weather condition: Wet

**DMSB** Reg. Nr.: 167/13  
Deutscher Motor Sport Bund e.V.

Sunday 9.6.2013 08:00

Lap	Time	SE1	SP1	SE2	SP2	SE3	SP3	TSP	Lap	Time	SE1	SP1	SE2	SP2	SE3	SP3	TSP
<b>1</b>	Florian Stoll, DEU/ Sebastian Asch, DEU								<b>theoretical besttime: 1:32.299</b>								
1	2:17.085	1:27.441		23.270		26.374	156		6	2:53.274	2:02.837		24.023		26.414	<b>162</b>	
2	1:36.631	48.569		22.691		25.371	159	210	7	1:35.177	48.695		21.981		24.501	161	215
3	1:33.641	47.829		21.328		24.484	160	213	8	1:34.374	47.724		21.500		25.150	160	215
4	<b>1:32.618</b>	47.192		20.985		24.441	160	214	9	1:33.086	47.575		21.216		<b>24.295</b>	161	<b>216</b>
5	1:35.800	<b>47.022</b>		<b>20.982</b>		27.796		213									

<b>2</b>	Diego Alessi, ITA/ Daniel Keilwitz, DEU								<b>theoretical besttime: 1:31.911</b>								
1	2:03.303	1:05.934		28.228		29.141	160		6	1:33.400	47.102		20.990		25.308	162	218
2	1:35.169	48.378		21.910		24.881	166	214	7	1:33.510	47.243		21.918		24.349	160	222
3	1:35.433	49.228		21.446		24.759	<b>168</b>	217	8	1:33.296	46.902		20.983		25.411	160	219
4	<b>1:32.358</b>	47.159		20.973		<b>24.226</b>	160	219	9	1:33.143	47.693		21.034		24.416	167	<b>223</b>
5	1:32.369	47.275		<b>20.783</b>		24.311	161	217	10	1:32.521	46.991		20.966		24.564	166	219

<b>3</b>	Andreas Wirth, DEU/ Christian Hohenadel, DEU								<b>theoretical besttime: 1:32.750</b>								
1	1:51.874	1:03.412		22.890		25.572	152		6	1:38.229	47.944		22.129		28.156		214
2	1:34.629	48.329		21.826		24.474	156	210	7	2:49.223	2:01.278		22.419		25.526	<b>159</b>	
3	1:33.193	47.697		21.154		24.342	157	214	8	1:35.100	48.216		21.909		24.975	159	<b>218</b>
4	<b>1:32.750</b>	<b>47.383</b>		<b>21.082</b>		<b>24.285</b>	158	215	9	1:35.393	49.053		21.775		24.565	<b>159</b>	<b>218</b>
5	1:33.570	47.560		21.634		24.376	156	215									

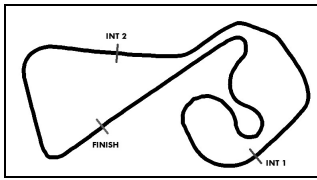
<b>4</b>	Christian Engelhart, DEU/ Nicolas Armindo, FRA								<b>theoretical besttime: 1:32.094</b>								
1	2:02.449	1:14.906		22.258		25.285	155		6	1:34.277	47.984		21.891		24.402	154	209
2	1:33.620	47.577		21.269		24.774	155	207	7	1:32.592	47.060		21.001		24.531	155	209
3	1:33.120	47.983		<b>20.809</b>		<b>24.328</b>	<b>156</b>	209	8	1:36.192	47.425		21.079		27.688		209
4	<b>1:32.129</b>	<b>46.957</b>		20.836		24.336	154	<b>210</b>	9	2:35.266	1:48.740		22.129		24.397	156	
5	1:33.030	47.330		21.061		24.639	155	209									

<b>5</b>	Christina Nielsen, DNK/ Marco Seefried, DEU								<b>theoretical besttime: 1:31.541</b>								
1	1:40.871	54.273		21.779		24.819	158		6	1:37.172	49.801		22.126		25.245	155	210
2	<b>1:31.794</b>	47.054		20.916		<b>23.824</b>	<b>162</b>	212	7	1:36.878	49.512		21.606		25.760	155	211
3	1:32.347	<b>46.920</b>		21.324		24.103	162	214	8	1:36.488	50.339		21.737		24.412	160	189
4	1:36.991	47.059		<b>20.797</b>		29.135		215	9	1:35.087	49.066		21.782		24.239	161	<b>217</b>
5	3:21.574	2:28.710		25.055		27.809	155										

<b>6</b>	Mario Farnbacher, DEU/ Philipp Frommenwiler, CHE								<b>theoretical besttime: 1:32.194</b>								
1	1:52.038	59.955		24.917		27.166	161		6	1:36.812	47.385		21.034		28.393		215
2	1:37.124	49.172		22.807		25.145	160	206	7	3:31.451	2:45.981		21.165		24.305	160	
3	1:33.872	47.776		21.336		24.760	160	214	8	1:34.235	47.281		22.165		24.789	161	215
4	1:33.064	47.393		21.041		24.630	159	214	<b>9</b>	<b>1:32.194</b>	47.012		<b>20.919</b>		<b>24.263</b>	<b>161</b>	<b>215</b>
5	1:33.163	47.537		21.159		24.467	160	213									

<b>7</b>	Jürg Aeberhard, CHE/ Tomas Pivoda, CZE								<b>theoretical besttime: 1:33.301</b>								
1	1:57.527	1:05.593		25.071		26.863	157		6	1:33.866	47.681		21.573		24.612	158	213
2	1:37.942	49.778		22.557		25.607	<b>159</b>	211	7	1:35.382	48.452		22.003		24.927	159	214
3	1:37.927	50.002		22.346		25.579	<b>159</b>	214	8	1:33.782	47.826		21.398		24.558	159	214
4	1:40.401	49.467		21.991		28.943		213	<b>9</b>	<b>1:33.301</b>	47.486		<b>21.264</b>		<b>24.551</b>	157	<b>215</b>
5	3:06.365	2:18.104		22.545		25.716	<b>159</b>										

<b>10</b>	Maximilian Buhk, DEU/ Maximilian Götz, DEU								<b>theoretical besttime: 1:31.999</b>								
1	2:10.345	1:16.573		23.069		30.703	160		6	1:36.007	47.174		21.194		27.639		215
2	1:35.371	48.344		22.302		24.725	160	206	7	2:45.674	1:59.331		21.613		24.730	<b>161</b>	
3	<b>1:32.106</b>	47.089		<b>20.903</b>		<b>24.114</b>	159	216	8	1:33.375	47.902		21.035		24.438	161	218
4	1:35.873	47.139		21.035		27.699	160	216	9	1:33.625	47.962		21.217		24.446	158	<b>219</b>
5	1:32.554	<b>46.982</b>		21.056		24.516	155	217									



# ADAC GT Masters

## Lap analysis Warm Up



Provisional

Sachsenring, Length: 3645 m

Air temperature: 14.9°C

Track temperature: 15.4°C

Weather condition: Wet

**DMSB** Reg. Nr.: 167/13  
Deutscher Motor Sport Bund e.V.

Sunday 9.6.2013 08:00

Lap	Time	SE1	SP1	SE2	SP2	SE3	SP3	TSP	Lap	Time	SE1	SP1	SE2	SP2	SE3	SP3	TSP
<b>11</b>	Sergey Afanasiev, RUS/ Andreas Simonsen, SWE								<b>theoretical besttime: 1:32.294</b>								
1	2:09.175	1:17.221		22.923		29.031	158		6	2:46.094	1:58.994		22.101		24.999	160	
2	1:33.874	48.240		21.547		<b>24.087</b>	158	213	7	1:33.954	48.001		21.310		24.643	160	217
3	1:32.789	47.399		21.208		24.182	159	214	8	1:33.516	48.173		20.971		24.372	<b>161</b>	217
4	1:33.693	47.311		21.887		24.495	158	215	<b>9</b>	<b>1:32.659</b>	47.355		<b>20.941</b>		24.363	156	<b>218</b>
5	1:35.823	<b>47.266</b>		21.288		27.269		215									

<b>12</b>	Simon Knap, NLD/ Jeroen den Boer, NLD								<b>theoretical besttime: 1:33.156</b>								
1	2:41.776	1:46.946		26.641		28.189	152		6	1:35.008	48.697		21.554		24.757	<b>159</b>	211
2	1:44.777	50.634		26.747		27.396	154	204	7	1:35.954	49.884		21.371		24.699	158	213
3	1:38.482	50.034		22.473		25.975	158	208	<b>8</b>	<b>1:33.156</b>	48.097		<b>20.995</b>		<b>24.064</b>	157	<b>213</b>
4	1:39.345	48.943		22.134		28.268		211									
5	3:25.231	2:37.882		21.927		25.422	157										

<b>14</b>	Frank Kechele, DEU/ Dominik Schwager, BEL								<b>theoretical besttime: 1:33.006</b>								
1	3:08.113	2:16.264		25.070		26.779	155		6	1:34.502	48.356		21.469		24.677	<b>159</b>	212
2	1:38.057	50.605		21.942		25.510	157	208	<b>7</b>	<b>1:33.157</b>	47.845		<b>21.123</b>		24.189	157	<b>215</b>
3	1:34.034	48.508		21.167		24.359	157	212	8	1:33.328	47.834		21.344		<b>24.150</b>	156	214
4	1:37.089	<b>47.733</b>		21.165		28.191		211									
5	2:55.417	2:08.477		21.994		24.946	156										

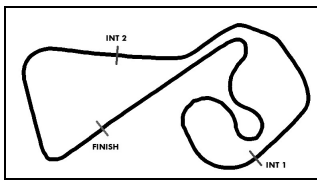
<b>16</b>	Philip Geipel, DEU/ Christian Mamerow, DEU								<b>theoretical besttime: 1:33.878</b>								
1	2:18.161	1:28.175		23.437		26.549	156		6	1:40.829	49.914		21.582		29.333		212
2	1:36.715	49.202		22.043		25.470	<b>159</b>	210	7	2:48.375	2:01.129		21.849		25.397	157	
3	1:35.617	48.659		21.582		25.376	158	213	8	1:35.039	48.432		21.827		24.780	<b>159</b>	212
4	1:35.449	48.581		<b>21.511</b>		25.357	157	212	<b>9</b>	<b>1:33.959</b>	47.832		21.592		<b>24.535</b>	157	<b>213</b>
5	1:35.578	48.409		21.842		25.327	157	212									

<b>17</b>	Remo Lips, CHE/ Lennart Marioneck, DEU								<b>theoretical besttime: 1:36.005</b>								
1	2:29.234	1:31.851		27.709		29.674	159		6	2:49.780	2:00.123		23.365		26.292	152	
2	1:44.606	54.947		23.205		26.454	<b>159</b>	215	7	1:37.395	49.821		22.180		<b>25.394</b>	155	216
3	1:38.596	49.695		22.900		26.001	157	<b>218</b>	8	1:37.574	50.045		22.017		25.512	156	217
4	<b>1:36.514</b>	<b>48.824</b>		<b>21.787</b>		25.903	156	217									
5	1:41.135	49.553		22.342		29.240		217									

<b>18</b>	Toni Seiler, CHE/ Gerhard Tweraser, AUT								<b>theoretical besttime: 1:35.178</b>								
1	2:43.224	1:47.945		27.686		27.593	158		5	1:37.571	50.387		21.852		25.332	156	219
2	1:40.510	50.822		23.434		26.254	159	199	6	1:37.479	50.418		21.877		<b>25.184</b>	159	
3	1:36.935	49.240		22.090		25.605	159	218	<b>7</b>	<b>1:35.311</b>	48.473		<b>21.532</b>		25.306	153	<b>219</b>
4	1:35.593	<b>48.462</b>		21.697		25.434	<b>161</b>	218	8	1:45.334	51.561		23.348		30.425		217

<b>19</b>	Claudia Hürtgen, DEU/ Dominik Baumann, AUT								<b>theoretical besttime: 1:32.781</b>								
1	2:51.537	2:02.742		23.227		25.568	153		6	1:36.112	47.550		21.050		27.512		
2	1:36.810	49.689		21.841		25.280	157	206	7	2:52.140	2:05.425		21.677		25.038	157	
3	1:35.698	48.837		21.980		24.881	156	210	8	1:33.758	47.854		21.221		24.683	156	<b>212</b>
4	1:33.669	47.679		21.079		24.911	156	210									
5	<b>1:32.781</b>	<b>47.479</b>		<b>20.772</b>		<b>24.530</b>	<b>159</b>	211									

<b>20</b>	Max Sandritter, DEU/ Jens Klingmann, DEU								<b>theoretical besttime: 1:30.425</b>								
1	3:08.972	2:22.709		21.277		24.986	156		6	1:35.568	46.986		20.756		27.826		
2	1:32.831	47.795		20.640		24.396	157	208	7	3:26.164	2:41.435		20.578		24.151	<b>157</b>	
3	1:31.653	46.785		20.552		24.316	154	210	<b>8</b>	<b>1:30.521</b>	46.143		20.334		24.044	156	<b>215</b>
4	1:30.705	46.423		<b>20.314</b>		<b>23.968</b>	152	212									
5	1:31.208	46.289		20.584		24.335	152	211									



# ADAC GT Masters

## Lap analysis Warm Up



Provisional

Sachsenring, Length: 3645 m

Air temperature: 14.9°C

Track temperature: 15.4°C

Weather condition: Wet

**DMSB** Reg. Nr.: 167/13  
Deutscher Motor Sport Bund e.V.

Sunday 9.6.2013 08:00

Lap	Time	SE1	SP1	SE2	SP2	SE3	SP3	TSP	Lap	Time	SE1	SP1	SE2	SP2	SE3	SP3	TSP
<b>21</b>	Fabian Hamprecht, DEU/ Peter Kox, NLD								<b>theoretical besttime: 1:34.088</b>								
1	2:19.623	1:23.252		26.669		29.702	154		6	1:34.734	48.412		21.453		24.869	161	212
2	1:38.292	50.010		22.742		25.540	157	207	7	1:39.796	48.376		22.448		28.972		<b>212</b>
3	1:35.688	48.619		21.812		25.257	160	209	8	2:56.294	2:06.089		23.271		26.934	153	
4	1:34.557	48.195		21.560		24.802	160	210	9	1:38.392	50.552		21.858		25.982	157	208
5	<b>1:34.088</b>	<b>47.993</b>		<b>21.380</b>		<b>24.715</b>	<b>161</b>	212									

<b>22</b>	Eduard Leganov, CZE/ Marcel Leipert, DEU								<b>theoretical besttime: 1:34.638</b>								
1	2:25.530	1:31.569		26.033		27.928	152		6	1:39.882	50.353		24.113		25.416	160	213
2	1:38.617	50.611		22.573		25.433	159	208	7	1:36.678	48.682		22.494		25.502	160	213
3	<b>1:35.579</b>	48.562		<b>21.601</b>		25.416	159	213	8	1:35.601	48.557		22.107		<b>24.937</b>	<b>161</b>	<b>214</b>
4	1:40.410	<b>48.100</b>		22.108		30.202		212									
5	2:54.428	2:04.179		23.755		26.494	159										

<b>26</b>	Rahel Frey, CHE/ Christopher Haase, DEU								<b>theoretical besttime: 1:32.803</b>								
1	2:04.741	1:15.989		22.853		25.899	156		6	1:35.014	48.590		21.597		24.827	159	212
2	1:34.439	48.490		21.349		24.600	157	209	7	1:34.120	47.818		21.729		24.573	157	212
3	1:38.186	<b>47.479</b>		21.523		29.184		211	8	1:43.284	47.751		29.241		26.292	158	<b>213</b>
4	3:09.500	2:17.999		24.699		26.802	154		<b>9</b>	<b>1:33.184</b>	47.860		<b>21.037</b>		<b>24.287</b>	<b>160</b>	212
5	1:38.060	50.099		22.560		25.401	158	210									

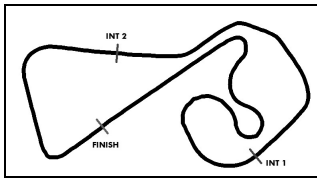
<b>27</b>	Christopher Mies, DEU/ Rene Rast, DEU								<b>theoretical besttime: 1:32.018</b>								
1	1:59.796	1:11.773		22.673		25.350	157		6	2:51.391	2:04.287		22.183		24.921	157	
2	1:34.930	48.374		21.952		24.604	157	209	7	1:33.948	48.026		21.429		24.493	157	210
3	1:33.211	47.793		21.358		24.060	157	210	8	1:32.475	47.291		21.005		24.179	<b>158</b>	212
4	1:32.257	<b>47.096</b>		21.105		24.056	155	211	<b>9</b>	<b>1:32.205</b>	47.283		<b>20.908</b>		<b>24.014</b>	157	<b>213</b>
5	1:36.772	47.784		21.375		27.613		210									

<b>28</b>	Christer Jöns, DEU/ Markus Winkelhock, DEU								<b>theoretical besttime: 1:31.508</b>								
1	1:52.562	1:04.135		23.240		25.187	154		6	1:32.955	47.636		21.191		24.128	156	211
2	1:35.388	48.812		21.862		24.714	159	207	7	1:32.386	47.184		20.970		24.232	157	211
3	1:32.198	46.943		21.123		24.132	158	212	8	1:32.868	46.789		21.308		24.771	159	<b>213</b>
4	1:38.434	47.598		21.393		29.443		211	<b>9</b>	<b>1:31.618</b>	46.899		<b>20.781</b>		<b>23.938</b>	156	211
5	2:51.952	2:05.470		21.731		24.751	<b>160</b>										

<b>40</b>	Gerd Beisel, DEU/ Sven Barth, DEU								<b>theoretical besttime: 1:33.439</b>								
1	2:08.805	1:18.580		23.714		26.511	156		6	1:34.763	48.528		21.377		24.858	<b>161</b>	218
2	1:40.085	52.852		22.056		25.177	156	216	7	1:33.759	47.696		21.173		24.890	156	<b>219</b>
3	1:35.995	48.810		21.544		25.641	158	216	<b>8</b>	<b>1:33.645</b>	47.902		<b>21.039</b>		<b>24.704</b>	157	218
4	1:34.779	48.824		21.201		24.754	158	218	9	1:40.843	47.857		23.444		29.542		219
5	1:34.658	48.699		21.189		24.770	158	216									

<b>45</b>	Tobias Schulze, DEU/ Michael Schulze, DEU								<b>theoretical besttime: 1:34.409</b>								
1	2:29.903	1:34.652		27.637		27.614	156		4	1:44.858	48.577		23.620		32.661		<b>216</b>
2	1:35.936	48.872		21.796		25.268	157	213	5	4:02.322	2:59.606		27.839		34.877		
3	<b>1:34.409</b>	<b>47.874</b>		<b>21.705</b>		<b>24.830</b>	<b>158</b>	<b>216</b>									

<b>46</b>	Martin Matzke, CZE/ Yelmer Buurman, NLD								<b>theoretical besttime: 1:32.107</b>								
1	2:11.629	1:21.173		23.562		26.894	149		6	1:33.699	47.840		21.255		24.604	155	209
2	1:35.669	49.475		21.558		24.636	152	203	7	1:32.820	47.107		21.035		24.678	152	209
3	1:34.008	48.330		21.179		24.499	154	207	8	1:32.374	47.213		20.924		<b>24.237</b>	156	209
4	1:37.814	48.391		21.572		27.851		207	<b>9</b>	<b>1:32.233</b>	47.077		<b>20.793</b>		24.363	157	<b>210</b>
5	2:51.812	2:04.637		21.824		25.351	<b>157</b>										



# ADAC GT Masters

## Lap analysis Warm Up

Provisional



Sachsenring, Length: 3645 m

Air temperature: 14.9°C

Track temperature: 15.4°C

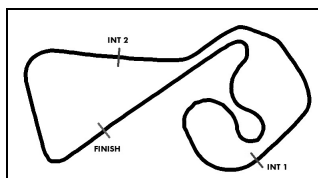
Weather condition: Wet

**DMSB** Reg. Nr.: 167/13  
Deutscher Motor Sport Bund e.V.

Sunday 9.6.2013 08:00

Lap	Time	SE1	SP1	SE2	SP2	SE3	SP3	TSP	Lap	Time	SE1	SP1	SE2	SP2	SE3	SP3	TSP
<b>47</b> Paul Green, DEU/ Niclas Kenterich, DEU									<b>theoretical besttime: 1:33.590</b>								
1	2:13.851	1:19.446		23.962		30.443	155		6	1:36.755	48.917		22.138		25.700	157	211
2	1:35.551	49.106		21.576		24.869	152	206	<b>7</b>	<b>1:34.536</b>	47.909		21.431		25.196	155	211
3	1:34.549	48.575		21.529		<b>24.445</b>	157	207	8	1:35.176	48.063		21.999		25.114	157	210
4	1:37.028	48.019		21.328		27.681		208	9	1:35.393	49.327		<b>21.236</b>		24.830	157	<b>211</b>
5	2:50.759	2:01.146		23.205		26.408	<b>158</b>										

Lap	Time	SE1	SP1	SE2	SP2	SE3	SP3	TSP	Lap	Time	SE1	SP1	SE2	SP2	SE3	SP3	TSP
<b>100</b> Daniel Dobitsch, AUT/ Aditya Patel, IND									<b>theoretical besttime: 1:33.103</b>								
1	2:30.594	1:33.388		27.287		29.919	151		6	1:33.811	48.026		21.324		24.461	<b>160</b>	
2	1:42.210	53.064		22.943		26.203	158	180	<b>7</b>	<b>1:33.103</b>	47.546		<b>21.104</b>		<b>24.453</b>	157	213
3	1:36.709	49.263		21.803		25.643	159	211	8	1:34.795	48.510		21.644		24.641	157	214
4	1:35.154	48.123		21.777		25.254	157	212	9	1:40.502	47.953		22.055		30.494		<b>214</b>
5	1:33.378						157	212									



# ADAC GT Masters

## Vmax list Warm Up

Provisional



Sachsenring, Length: 3645 m

Air temperature: 14.9°C

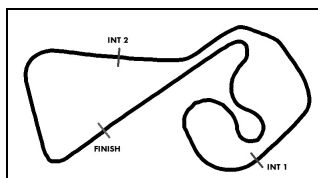
Track temperature: 15.4°C

Weather condition: Wet

**DMSB** Reg. Nr.: 167/13  
Deutscher Motor Sport Bund e.V.

Sunday 9.6.2013 08:00

Nr	Team, Car, Driver, Nat	Top speed
2	<b>Callaway Competition, Corvette Z06.R GT3</b> Alessi Diego , ITA Keilwitz Daniel , DEU	222,91 km/h
40	<b>RWT Racing Team, Corvette Z06.R GT3</b> Beisel Gerd , DEU Barth Sven , DEU	219,47 km/h
10	<b>Polarweiss Racing, Mercedes Benz SLS AMG GT3</b> Buhk Maximilian , DEU Götz Maximilian , DEU	219,07 km/h
18	<b>Callaway Competition, Corvette Z06.R GT3</b> Seiler Toni , CHE Tweraser Gerhard , AUT	218,71 km/h
11	<b>Polarweiss Racing, Mercedes Benz SLS AMG GT3</b> Afanasiev Sergey , RUS Simonsen Andreas , SWE	218,14 km/h
17	<b>Callaway Competition, Corvette Z06.R GT3</b> Lips Remo , CHE Marioneck Lennart , DEU	218,05 km/h
3	<b>Callaway Competition, Corvette Z06.R GT3</b> Wirth Andreas , DEU Hohenadel Christian , DEU	217,65 km/h
5	<b>Farnbacher Racing, Porsche 911 GT3 R</b> Nielsen Christina , DNK Seefried Marco , DEU	216,61 km/h
1	<b>MS RACING, Audi R8 LMS Ultra</b> Stoll Florian , DEU Asch Sebastian , DEU	216,04 km/h
45	<b>Schulze Motorsport, Nissan GT-R NISMO GT3</b> Schulze Tobias , DEU Schulze Michael , DEU	215,61 km/h
6	<b>Farnbacher Racing, Porsche 911 GT3 R</b> Farnbacher Mario , DEU Frommenwiler Philipp , CHE	215,48 km/h
7	<b>Farnbacher Racing, Porsche 911 GT3 R</b> Aeberhard Jürg , CHE Pivoda Tomas , CZE	215,10 km/h
14	<b>Lambda Performance, Ford GT GT3</b> Kechele Frank , DEU Schwager Dominik , BEL	214,97 km/h
20	<b>PIXUM Team Schubert, BMW Z4 GT3</b> Sandritter Max , DEU Klingmann Jens , DEU	214,63 km/h



# ADAC GT Masters

## Vmax list Warm Up

Provisional



Sachsenring, Length: 3645 m

Air temperature: 14.9°C

Track temperature: 15.4°C

Weather condition: Wet

**DMSB** Reg. Nr.: 167/13  
Deutscher Motor Sport Bund e.V.

Sunday 9.6.2013 08:00

Nr	Team, Car, Driver, Nat	Top speed
100	<b>MS RACING, Audi R8 LMS Ultra</b> Dobitsch Daniel , AUT Patel Aditya , IND	214,50 km/h
22	<b>Team rhino's Leipert Motorsport, Lamborghini Gallardo FL2</b> Leganov Eduard , CZE Leipert Marcel , DEU	214,50 km/h
12	<b>DB Motorsport, BMW Z4 GT3</b> Knap Simon , NLD den Boer Jeroen , NLD	213,23 km/h
26	<b>Prosperia C. Abt Racing, Audi R8 LMS Ultra</b> Frey Rahel , CHE Haase Christopher , DEU	212,81 km/h
27	<b>Prosperia C. Abt Racing, Audi R8 LMS Ultra</b> Mies Christopher , DEU Rast Rene , DEU	212,64 km/h
16	<b>THE BOSS YACO Racing, Audi R8 LMS Ultra</b> Geipel Philip , DEU Mamerow Christian , DEU	212,64 km/h
28	<b>Prosperia C. Abt Racing, Audi R8 LMS Ultra</b> Jöns Christer , DEU Winkelhock Markus , DEU	212,51 km/h
21	<b>Team rhino's Leipert Motorsport, Lamborghini Gallardo FL2</b> Hamprecht Fabian , DEU Kox Peter , NLD	212,47 km/h
19	<b>PIXUM Team Schubert, BMW Z4 GT3</b> Hürtgen Claudia , DEU Baumann Dominik , AUT	211,76 km/h
47	<b>Vita4One Racing Team, BMW Z4 GT3</b> Green Paul , DEU Kentenich Niclas , DEU	211,47 km/h
4	<b>Team GW-Schütz, Porsche 911 GT3 R</b> Engelhart Christian , DEU Armindo Nicolas , FRA	209,95 km/h
46	<b>Vita4One Racing Team, BMW Z4 GT3</b> Matzke Martin , CZE Buurman Yelmer , NLD	209,87 km/h