



# ADAC Formel Masters

## Result List Race 1



Provisional

**DMSB** Reg. Nr.: 167/13  
Deutscher Motor Sport Bund e.V.

Sachsenring, Length: 3645 m  
 Air temperature: 23.3°C  
 Track temperature: 30.5°C  
 Weather condition: Dry

Saturday 8.6.2013 13:50

started : 20      classified : 18      not classified : 2

Competitor Drivers	Sponsor Car	Laps	Total Time	Gap	Kph	Lap	Time	Kph
1 11 ADAC Berlin-Brandenburg e.V. H.Grapp(DEU)	Formel ADAC powerd by Volkswagen	18	25:05.932		156,8	9	1:23.118	157,9
2 9 ADAC Berlin-Brandenburg e.V. M.Günther(DEU)	Formel ADAC powerd by Volkswagen	18	25:06.448	0.516	156,8	12	1:23.283	157,6
3 5 Lotus I.Dontje(NLD)	Formel ADAC powerd by Volkswagen	18	25:11.351	5.419	156,3	9	1:23.365	157,4
4 16 Schiller-Motorsport J.Kremer(DEU)	Formel ADAC powerd by Volkswagen	18	25:11.930	5.998	156,2	12	1:23.484	157,2
5 7 Neuhauser Racing Team N.Beer(DEN)	Formel ADAC powerd by Volkswagen	18	25:12.771	6.839	156,1	11	1:23.429	157,3
6 15 ADAC Berlin-Brandenburg e.V. A.Picariello(BEL)	Formel ADAC powerd by Volkswagen	18	25:20.629	14.697	155,3	17	1:23.278	157,6
7 27 KUG Motorsport F.Herzog(DEU)	Formel ADAC powerd by Volkswagen	18	25:26.379	20.447	154,7	14	1:23.616	156,9
8 17 Schiller Motorsport F.Schiller(DEU)	Formel ADAC powerd by Volkswagen	18	25:27.154	21.222	154,7	16	1:23.907	156,4
9 6 Neuhauser Racing Team M.Dienst(DEU)	ADAC Nordbaden e.V. Formel ADAC powerd by Volkswagen	18	25:29.894	23.962	154,4	9	1:23.477	157,2
10 19 KSW Motorsport K.Giersiepen(DEU)	ADAC Westfalen Team Sport Formel ADAC powerd by Volkswagen	18	25:40.756	34.824	153,3	12	1:24.667	155,0
11 3 Lotus M.Jensen(DNK)	Formel ADAC powerd by Volkswagen	18	25:41.001	35.069	153,3	11	1:23.616	156,9
12 24 KUG Motorsport S.Kox(NLD)	Formel ADAC powerd by Volkswagen	18	25:42.915	36.983	153,1	8	1:24.780	154,8
13 10 ADAC Berlin-Brandenburg e.V. K.Schramm(DEU)	ADAC Berlin-Brandenburg e.V. Formel ADAC powerd by Volkswagen	18	25:44.563	38.631	152,9	8	1:24.014	156,2
14 4 Lotus B.Visser(NLD)	Formel ADAC powerd by Volkswagen	18	25:53.244	47.312	152,1	16	1:23.793	156,6
15 22 JBR Motorsport & Engineering GmbH B.Gentgen(DEU)	ADAC Nordrhein e.V. Formel ADAC powerd by Volkswagen	18	25:54.804	48.872	151,9	8	1:25.390	153,7
16 2 Lotus C.O'Keeffe(RSA)	Formel ADAC powerd by Volkswagen	18	25:56.256	50.324	151,8	17	1:24.004	156,2
17 14 ADAC Berlin-Brandenburg e.V. G.Maggi(CHE)	Formel ADAC powerd by Volkswagen	18	26:03.702	57.770	151,0	7	1:25.404	153,6
18 20 KSW Motorsport M.Gatz(DEU)	ADAC Westfalen Team Sport Formel ADAC powerd by Volkswagen	16	25:34.953	2LAPS	136,8	9	1:26.656	151,4
<b>not classified</b>								
8 Neuhauser Racing Team S.Riener(AUT)	Formel ADAC powerd by Volkswagen	3	4:28.301	15LAPS	146,7	3	1:25.431	153,6
26 KUG Motorsport R.Boschung(CHE)	Formel ADAC powerd by Volkswagen	1	1:28.460	17LAPS				

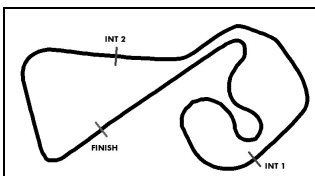
Fastest lap of the race. Car 11 driver on lap 9. Time 1:23.118, average speed 157,9 km/h.

Subject to final scrutineering!

Publications Time:

Clerk of the course:

Time Keeping:



# ADAC Formel Masters

## Lap chart Race 1

Provisional



Sachsenring, Length: 3645 m

Saturday 8.6.2013 13:50

POS	1	2	3	4	5	6	7	8	9	10	11	12	13	14	15	16	17	18	19	20	21	22	
LAP 1	15	11	9	6	5	16	7	3	26	17	10	2	24	27	22	19	20	14	8	4			
LAP 2	15	11	9	6	5	16	7	3	17	10	2	27	24	19	22	8	14	4	.20				
LAP 3	15	11	9	6	5	16	7	3	17	10	2	27	24	19	22	8	14	4	20'				
LAP 4	15	11	9	6	5	16	7	3	17	10	2	27	24	19	22	14	4	20'					
LAP 5	15	11	9	6	5	16	7	3	17	10	2	27	24	19	22	14	4	20'					
LAP 6	15	11	9	6	5	16	7	3	17	10	2	27	19	24	22	14	4	20'					
LAP 7	15	11	9	6	5	16	7	3	17	10	2	27	19	24	22	14	4	20'					
LAP 8	15	11	9	6	5	16	7	3	17	10	27	2	19	24	22	14	4	20'					
LAP 9	15	11	9	6	5	16	7	3	17	10	27	2	19	24	22	14	4	20'					
LAP 10	15	11	9	6	5	16	7	3	17	10	2	27	19	24	22	14	4	20'					
LAP 11	15	11	9	6	5	16	7	3	10	17	2	27	19	24	22	14	4	20'					
LAP 12	11	.15	9	6	5	16	7	3	10	17	2	27	19	24	22	14	4	20'					
LAP 13	11	9	6	5	16	7	.3	15	17	27	.10	.2	19	24	22	14	4	20'					
LAP 14	11	9	6	5	16	7	15	17	27	19	24	3	10	22	4	2	14	20'					
LAP 15	11	9	5	16	7	.6	15	17	27	19	24	3	10	22	4	2	14	20'					
LAP 16	11	9	5	16	7	15	17	27	6	19	24	3	10	22	4	2	14	20'					
LAP 17	11	9	5	16	7	15	27	17	6	19	3	24	10	22	4	2	14						
LAP 18	11	9	5	16	7	15	27	17	6	19	3	24	10	4	22	2	14						

. - PIT STOP ' - LAP BEHIND



# ADAC Formel Masters



## Lap analysis Race 1

Provisional

Sachsenring, Length: 3645 m

Air temperature: 23.2°C

Track temperature: 30.5°C

Weather condition: Dry



Reg. Nr.: 167/13

Saturday 8.6.2013 13:50

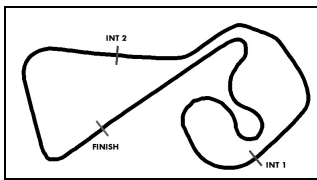
Lap	Time	SE1	SP1	SE2	SP2	SE3	SP3	TSP	Lap	Time	SE1	SP1	SE2	SP2	SE3	SP3	TSP
<b>2</b>	Callan O'Keeffe, RSA ,								<b>theoretical besttime: 1:23.875</b>								
1	1:32.141	49.435		19.859		22.847	141	119	10	1:24.560	43.427		18.926		22.207	144	185
2	1:24.741	43.726		18.774		22.241	143	182	11	1:24.315	43.322		18.703		22.290	144	184
3	1:24.493	43.475		18.761		22.257	144	183	12	1:24.288	43.303		18.735		22.250	144	185
4	1:24.473	43.474		18.742		22.257	143	184	13	1:29.537	43.614		18.849		27.074		183
5	1:24.764	43.379		19.097		22.288	<b>145</b>	184	14	1:47.830	1:06.604		18.800		22.426	143	
6	1:24.498	43.337		18.848		22.313	143	186	15	1:24.393	43.349		18.865		22.179	143	182
7	1:24.398	43.386		18.675		22.337	145	185	16	1:24.432	43.479		18.802		<b>22.151</b>	143	183
8	1:24.843	43.923		<b>18.607</b>		22.313	145	185	<b>17</b>	<b>1:24.004</b>	43.117		18.705		22.182	144	183
9	1:24.287	43.405		18.647		22.235	143	<b>187</b>	18	1:24.259	43.282		18.746		22.231	144	183

<b>3</b>	Mikkel Jensen, DNK ,								<b>theoretical besttime: 1:23.454</b>								
1	1:28.065	46.509		18.821		22.735	142	110	10	1:23.919	43.062		18.712		22.145	145	184
2	1:24.728	43.910		18.551		22.267	145	185	<b>11</b>	<b>1:23.616</b>	42.909		18.686		<b>22.021</b>	146	185
3	1:24.788	43.636		18.877		22.275	146	187	12	1:24.612	43.200		19.218		22.194	145	185
4	1:24.192	43.337		18.666		22.189	145	186	13	1:28.586	43.190		18.846		26.550		183
5	1:24.063	43.198		18.712		22.153	146	185	14	1:40.655	59.780		18.765		22.110	146	
6	1:24.092	43.030		18.984		22.078	145	186	15	1:23.824	43.117		<b>18.524</b>		22.183	145	184
7	1:24.190	43.165		18.796		22.229	145	185	16	1:24.992	43.608		19.019		22.365	145	186
8	1:23.974	43.099		18.743		22.132	145	184	17	1:24.606	43.240		18.908		22.458	140	<b>187</b>
9	1:23.864	43.068		18.711		22.085	146	184	18	1:24.235	43.471		18.577		22.187	<b>147</b>	183

<b>4</b>	Beitske Visser, NLD ,								<b>theoretical besttime: 1:23.750</b>								
1	1:57.528	1:15.248		19.686		22.594	142	119	10	1:24.354	43.104		19.048		22.202	143	181
2	1:25.863	43.473		19.933		22.457	142	180	11	1:23.903	42.949		18.834		22.120	143	182
3	1:24.463	43.162		19.114		22.187	143	180	12	1:24.074	43.054		19.039		<b>21.981</b>	142	182
4	1:25.347	43.420		19.610		22.317	142	181	13	1:24.101	43.137		18.896		22.068	144	181
5	1:25.242	43.330		19.535		22.377	143	182	14	1:24.292	43.248		18.963		22.081	143	<b>184</b>
6	1:24.690	43.240		19.234		22.216	143	181	15	1:23.882	42.993		18.858		22.031	144	181
7	1:24.784	43.276		19.178		22.330	143	181	<b>16</b>	<b>1:23.793</b>	42.943		<b>18.826</b>		22.024	143	182
8	1:24.065	43.045		18.997		22.023	143	181	17	1:23.936	42.987		18.943		22.006	<b>144</b>	183
9	1:24.048	42.976		18.984		22.088	143	182	18	1:24.879	43.587		19.231		22.061	144	184

<b>5</b>	Indy Dontje, NLD ,								<b>theoretical besttime: 1:23.324</b>								
1	1:27.154	45.476		18.811		22.867	142	107	10	1:23.732	43.138		18.576		22.018	144	185
2	1:24.261	43.523		18.564		22.174	145	184	11	1:23.830	43.198		18.535		22.097	145	186
3	1:23.931	43.160		18.508		22.263	145	185	12	1:23.605	43.016		18.522		22.067	145	<b>186</b>
4	1:23.999	43.343		18.623		22.033	145	186	13	1:23.985	43.337		18.580		22.068	144	184
5	1:23.780	43.133		18.640		22.007	145	186	14	1:23.873	43.276		18.559		22.038	144	183
6	1:23.908	43.296		18.622		21.990	145	186	15	1:23.812	43.104		18.505		22.203	143	184
7	1:23.755	43.135		18.668		21.952	<b>145</b>	186	16	1:23.657	43.084		<b>18.477</b>		22.096	144	182
8	1:23.405	42.961		18.549		<b>21.895</b>	145	184	17	1:23.562	43.106		18.509		21.947	144	182
9	<b>1:23.365</b>	<b>42.952</b>		18.506		21.907	144	184	18	1:23.737	43.072		18.580		22.085	145	182

<b>6</b>	Marvin Dienst, DEU ,								<b>theoretical besttime: 1:23.386</b>								
1	1:26.792	45.123		18.969		22.700	144	105	10	1:23.851	43.004		18.675		22.172	145	184
2	1:24.206	43.383		18.672		22.151	146	183	11	1:23.752	43.143		18.646		21.963	146	184
3	1:24.043	43.158		18.679		22.206	146	184	12	1:23.741	42.978		18.654		22.109	146	185
4	1:23.983	43.234		18.716		22.033	145	185	13	1:23.802	43.151		18.634		22.017	145	183
5	1:23.732	42.946		18.738		22.048	<b>146</b>	185	14	1:23.915	43.146		18.668		22.101	146	184
6	1:23.665	<b>42.930</b>		18.762		21.973	146	185	15	1:27.162	43.077		18.651		25.434		184
7	1:23.617	42.982		18.639		21.996	146	185	16	1:39.169	58.433		18.707		22.029	146	
8	1:23.532	43.022		18.592		<b>21.918</b>	146	184	17	1:23.787	43.255		<b>18.538</b>		21.994	145	<b>186</b>
9	<b>1:23.477</b>	42.941		18.591		21.945	146	185	18	1:23.668	43.001		18.581		22.086	146	185



# ADAC Formel Masters



## Lap analysis Race 1

Provisional

Sachsenring, Length: 3645 m

Air temperature: 23.2°C

Track temperature: 30.5°C

Weather condition: Dry

**DMSB** Reg. Nr.: 167/13  
Deutscher Motor Sport Bund e.V.

Saturday 8.6.2013 13:50

Lap	Time	SE1	SP1	SE2	SP2	SE3	SP3	TSP	Lap	Time	SE1	SP1	SE2	SP2	SE3	SP3	TSP
<b>7</b> Nicolas Beer, DEN ,									<b>theoretical besttime: 1:23.185</b>								
1	1:27.625	45.952		18.815		22.858	145	115	10	1:23.768	43.180		18.484		22.104	146	182
2	1:24.760	43.640		18.577		22.543	144	<b>188</b>	<b>11</b>	<b>1:23.429</b>	42.801		18.507		22.121	146	186
3	1:24.247	43.196		18.757		22.294	146	187	12	1:23.477	42.955		18.443		22.079	147	187
4	1:23.807	43.080		18.695		22.032	146	187	13	1:23.818	43.190		18.597		22.031	146	186
5	1:23.898	42.932		18.911		22.055	146	187	14	1:23.674	43.034		18.454		22.186	<b>147</b>	187
6	1:24.029	43.048		18.921		22.060	147	187	15	1:23.849	42.972		18.468		22.409	144	188
7	1:23.835	43.040		18.627		22.168	146	187	16	1:23.801	43.098		18.613		22.090	146	185
8	1:23.431	42.996		18.475		<b>21.960</b>	147	186	17	1:23.484	42.945		<b>18.424</b>		22.115	146	186
9	1:23.765	42.941		18.461		22.363	137	187	18	1:24.074	42.998		18.680		22.396	145	187

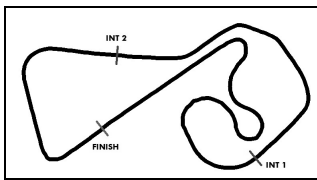
<b>8</b> Stefan Riener, AUT ,									<b>theoretical besttime: 1:25.431</b>								
1	1:35.348	52.501		19.897		22.950	<b>145</b>	122	<b>3</b>	<b>1:25.431</b>	44.239		<b>18.807</b>		<b>22.385</b>	144	184
2	1:27.522	44.542		20.289		22.691	145	<b>188</b>									

<b>9</b> Maximilian Günther, DEU ,									<b>theoretical besttime: 1:23.152</b>								
1	1:25.591	44.663		18.931		21.997	146	103	10	1:23.525	43.021		18.474		22.030	146	185
2	1:23.929	43.212		18.567		22.150	146	184	11	1:23.385	42.900		18.532		21.953	146	185
3	1:23.644	43.120		18.517		22.007	147	185	<b>12</b>	<b>1:23.283</b>	42.791		18.470		22.022	145	185
4	1:23.384	42.824		18.526		22.034	147	186	13	1:23.552	43.028		18.504		22.020	144	182
5	1:23.631	42.992		18.580		22.059	147	<b>187</b>	14	1:23.613	43.041		18.528		22.044	146	183
6	1:23.538	42.968		18.488		22.082	146	186	15	1:23.404	42.851		18.574		21.979	145	183
7	1:23.910	42.967		18.563		22.380	144	186	16	1:23.432	43.010		18.489		<b>21.933</b>	145	184
8	1:23.647	43.121		18.522		22.004	146	185	17	1:23.636	43.147		<b>18.428</b>		22.061	144	185
9	1:23.453	42.838		18.595		22.020	145	185	18	1:23.891	43.047		18.512		22.332	<b>148</b>	185

<b>10</b> Kim Luis Schramm, DEU ,									<b>theoretical besttime: 1:23.736</b>								
1	1:29.729	47.545		19.302		22.882	145	120	10	1:24.273	43.482		<b>18.579</b>		22.212	147	184
2	1:25.503	44.015		19.080		22.408	145	185	11	1:24.562	43.363		18.980		22.219	145	<b>187</b>
3	1:25.042	43.603		18.747		22.692	145	185	12	1:24.029	43.359		18.657		22.013	145	183
4	1:24.681	43.543		18.849		22.289	146	185	13	1:27.132	43.581		18.762		24.789		181
5	1:25.227	43.406		19.651		22.170	145	185	14	1:39.980	58.708		18.965		22.307	146	
6	1:24.378	43.396		18.896		22.086	<b>147</b>	184	15	1:24.324	43.333		19.047		21.944	145	182
7	1:24.544	43.512		18.828		22.204	146	186	16	1:24.428	43.433		19.034		21.961	145	182
8	<b>1:24.014</b>	43.391		18.612		22.011	147	184	17	1:24.247	43.248		18.973		22.026	146	183
9	1:24.393	43.450		18.612		22.331	145	185	18	1:24.077	43.306		18.862		<b>21.909</b>	146	184

<b>11</b> Hendrik Grapp, DEU ,									<b>theoretical besttime: 1:22.988</b>								
1	1:24.871	44.119		18.586		22.166	146	98	10	1:23.211	42.775		18.561		<b>21.875</b>	145	185
2	1:23.794	43.143		18.527		22.124	145	185	11	1:23.259	42.807		<b>18.452</b>		22.000	145	185
3	1:23.759	43.132		18.659		21.968	<b>147</b>	185	12	1:23.282	42.807		18.512		21.963	145	186
4	1:23.505	42.775		18.477		22.253	145	185	13	1:23.714	43.081		18.573		22.060	144	182
5	1:23.495	42.771		18.767		21.957	147	185	14	1:23.601	42.968		18.654		21.979	145	182
6	1:23.697	42.944		18.680		22.073	145	<b>186</b>	15	1:23.983	43.208		18.753		22.022	145	182
7	1:23.926	43.014		18.575		22.337	146	185	16	1:23.499	42.992		18.577		21.930	144	182
8	1:23.571	43.019		18.617		21.935	146	184	17	1:23.657	43.094		18.609		21.954	145	183
9	<b>1:23.118</b>	<b>42.661</b>		18.534		21.923	146	184	18	1:23.990	42.964		18.881		22.145	145	183

<b>14</b> Giorgio Maggi, CHE ,									<b>theoretical besttime: 1:25.212</b>								
1	1:35.040	52.110		20.034		22.896	143	135	10	1:25.898	44.136		19.121		22.641	143	181
2	1:30.152	45.714		20.875		23.563	142	<b>182</b>	11	1:25.932	44.018		19.187		22.727	143	182
3	1:26.434	44.262		19.435		22.737	143	181	12	1:25.976	44.148		19.205		22.623	143	181
4	1:26.104	44.201		19.396		22.507	143	182	13	1:26.522	44.360		19.507		22.655	142	179
5	1:26.908	44.352		19.750		22.806	143	182	14	1:27.579	45.059		19.516		23.004	143	180
6	1:26.193	44.130		19.493		22.570	142	182	15	1:25.952	44.170		19.258		22.524	<b>144</b>	182
7	<b>1:25.404</b>	<b>43.839</b>		19.168		<b>22.397</b>	143	181	16	1:26.176	44.254		19.374		22.548	143	181
8	1:25.944	44.147		19.119		22.678	143	181	17	1:25.971	44.110		19.121		22.740	142	182
9	1:25.565	43.981		<b>18.976</b>		22.608	143	181	18	1:25.952	44.146		19.278		22.528	144	181



# ADAC Formel Masters



## Lap analysis Race 1

Provisional

Sachsenring, Length: 3645 m

Air temperature: 23.2°C

Track temperature: 30.5°C

Weather condition: Dry



Reg. Nr.: 167/13

Saturday 8.6.2013 13:50

Lap	Time	SE1	SP1	SE2	SP2	SE3	SP3	TSP	Lap	Time	SE1	SP1	SE2	SP2	SE3	SP3	TSP
-----	------	-----	-----	-----	-----	-----	-----	-----	-----	------	-----	-----	-----	-----	-----	-----	-----

### 15 Alessio Picariello, BEL , theoretical besttime: 1:23.144

1	1:24.442	43.450	18.903	22.089	144	96	10	1:23.293	42.773	18.598	21.922	146	184
2	1:23.783	43.100	18.663	22.020	145	182	11	1:23.487	42.865	18.654	21.968	146	184
3	1:23.658	42.971	18.595	22.092	145	183	12	1:25.273	42.814	18.597	23.862		184
4	1:23.567	42.937	18.623	22.007	146	183	13	1:38.856	58.392	18.561	21.903	145	
5	1:23.581	42.875	18.694	22.012	146	184	14	1:23.503	42.915	18.668	21.920	145	183
6	1:23.686	42.851	18.846	21.989	146	184	15	1:23.484	42.944	18.615	21.925	146	184
7	1:23.389	42.838	18.629	21.922	147	184	16	1:23.293	42.769	18.594	21.930	145	183
8	1:23.385	42.770	18.722	21.893	146	183	17	1:23.278	42.690	18.629	21.959	145	184
9	1:23.311	42.789	18.622	21.900	146	183	18	1:23.360	42.800	18.618	21.942	145	184

### 16 Jason Kremer, DEU , theoretical besttime: 1:23.415

1	1:27.433	45.738	18.888	22.807	144	111	10	1:23.750	43.107	18.600	22.043	146	183
2	1:24.567	43.592	18.650	22.325	145	183	11	1:23.605	43.041	18.586	21.978	146	185
3	1:24.035	43.332	18.695	22.008	146	184	12	1:23.484	43.110	18.445	21.929	147	184
4	1:23.814	43.155	18.563	22.096	146	184	13	1:23.820	43.249	18.470	22.101	146	183
5	1:23.815	43.128	18.640	22.047	147	185	14	1:23.697	43.223	18.477	21.997	146	184
6	1:24.009	43.201	18.671	22.137	147	186	15	1:23.778	43.155	18.446	22.177	145	185
7	1:23.804	43.165	18.620	22.019	147	184	16	1:23.707	43.192	18.487	22.028	147	184
8	1:23.688	43.069	18.668	21.951	147	184	17	1:23.592	43.129	18.445	22.018	146	184
9	1:23.674	43.100	18.548	22.026	146	184	18	1:23.658	43.077	18.463	22.118	144	185

### 17 Fabian Schiller, DEU , theoretical besttime: 1:23.867

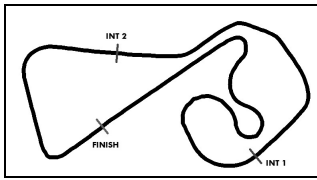
1	1:29.395	47.143	19.539	22.713	144	126	10	1:24.416	43.286	18.942	22.188	146	181
2	1:25.421	43.649	19.156	22.616	145	184	11	1:25.336	44.150	18.851	22.335	146	182
3	1:25.165	43.639	18.920	22.606	145	183	12	1:24.565	43.489	18.805	22.271	144	184
4	1:24.553	43.381	18.868	22.304	145	183	13	1:24.272	43.506	18.710	22.056	146	182
5	1:24.751	43.312	19.215	22.224	146	183	14	1:24.095	43.252	18.754	22.089	146	182
6	1:24.619	43.334	19.070	22.215	146	183	15	1:24.073	43.319	18.674	22.080	146	181
7	1:24.573	43.394	18.981	22.198	146	183	16	1:23.907	43.138	18.673	22.096	145	183
8	1:24.239	43.205	18.822	22.212	145	182	17	1:24.905	43.303	18.869	22.733	145	181
9	1:24.394	43.289	18.915	22.190	145	182	18	1:24.475	43.603	18.764	22.108	145	185

### 19 Kim Alexander Giersiepen, DEU , theoretical besttime: 1:24.490

1	1:33.727	51.337	19.560	22.830	145	129	10	1:25.207	43.763	19.170	22.274	144	181
2	1:26.749	44.921	19.191	22.637	145	182	11	1:24.903	43.780	18.906	22.217	145	182
3	1:25.421	43.968	19.038	22.415	143	183	12	1:24.667	43.664	18.887	22.116	144	182
4	1:25.018	43.719	18.930	22.369	145	184	13	1:25.067	43.795	18.948	22.324	144	180
5	1:25.242	43.619	19.061	22.562	146	184	14	1:24.974	43.710	18.910	22.354	143	181
6	1:25.114	43.741	19.038	22.335	144	186	15	1:24.879	43.752	18.969	22.158	144	180
7	1:25.087	43.771	19.015	22.301	144	182	16	1:25.132	43.949	18.968	22.215	143	181
8	1:25.012	43.788	18.970	22.254	144	182	17	1:24.779	43.596	18.859	22.324	144	181
9	1:24.842	43.806	18.780	22.256	143	182	18	1:24.936	43.749	18.778	22.409	145	182

### 20 Martin Gatz, DEU , theoretical besttime: 1:26.379

1	1:34.205	51.023	19.722	23.460	133	137	9	1:26.656	44.602	19.487	22.567	142	178
2	1:51.710	45.324	23.524	42.862		178	10	1:27.428	44.712	19.383	23.333	109	179
3	3:06.032	2:22.860	20.303	22.869	139		11	1:34.906	48.480	23.719	22.707	143	137
4	1:28.188	45.445	20.050	22.693	140	178	12	1:27.472	44.699	20.055	22.718	141	179
5	1:27.246	44.892	19.472	22.882	141	178	13	1:27.607	44.826	19.912	22.869	141	179
6	1:27.027	44.748	19.608	22.671	139	177	14	1:28.375	46.365	19.212	22.798	141	178
7	1:27.362	45.005	19.746	22.611	140	177	15	1:27.123	45.343	19.210	22.570	141	179
8	1:26.877	44.791	19.327	22.759	142	178	16	1:26.739	44.832	19.243	22.664	141	180



# ADAC Formel Masters

## Lap analysis Race 1

Provisional



Sachsenring, Length: 3645 m

Air temperature: 23.2°C

Track temperature: 30.5°C

Weather condition: Dry



Reg. Nr.: 167/13

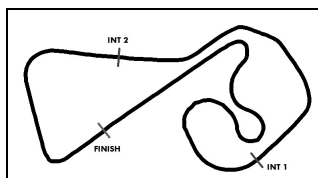
Saturday 8.6.2013 13:50

Lap	Time	SE1	SP1	SE2	SP2	SE3	SP3	TSP	Lap	Time	SE1	SP1	SE2	SP2	SE3	SP3	TSP
<b>22</b>	Benedikt Gentgen, DEU ,								<b>theoretical besttime: 1:25.025</b>								
1	1:33.624	50.170		20.377		23.077	143	133	10	1:25.507	43.615		19.118		22.774	143	182
2	1:27.376	44.793		19.320		23.263	143	184	11	1:25.631	43.877		19.174		22.580	144	181
3	1:25.582	44.092		19.188		<b>22.302</b>	145	184	12	1:25.766	43.785		19.350		22.631	142	182
4	1:25.430	43.790		19.156		22.484	<b>146</b>	<b>185</b>	13	1:25.750	43.893		19.192		22.665	144	180
5	1:26.596	43.719		19.947		22.930	143	184	14	1:26.055	44.207		<b>19.108</b>		22.740	144	181
6	1:25.723	43.948		19.154		22.621	143	181	15	1:25.708	43.952		19.224		22.532	143	182
7	1:25.892	43.908		19.389		22.595	143	182	16	1:25.878	43.897		19.319		22.662	143	181
8	<b>1:25.390</b>	43.801		19.137		22.452	145	181	17	1:26.323	44.132		19.662		22.529	145	181
9	1:25.394	43.732		19.257		22.405	144	182	18	1:27.179	45.087		19.403		22.689	145	182

<b>24</b>	Stephane Kox, NLD ,								<b>theoretical besttime: 1:24.485</b>								
1	1:32.398	49.136		20.000		23.262	144	134	10	1:25.001	43.765		18.849		22.387	145	186
2	1:26.855	45.012		19.390		22.453	146	182	11	1:24.977	43.781		18.764		22.432	146	187
3	1:25.708	44.205		19.159		22.344	146	186	12	1:25.309	43.784		19.015		22.510	141	185
4	1:25.330	43.866		19.209		22.255	146	186	13	1:24.798	43.699		18.942		<b>22.157</b>	<b>147</b>	183
5	1:25.657	43.807		19.244		22.606	147	185	14	1:24.942	43.596		18.843		22.503	146	186
6	1:26.104	44.730		18.923		22.451	145	186	15	1:24.805	43.704		18.777		22.324	146	185
7	1:25.303	43.897		18.962		22.444	146	187	16	1:24.964	43.809		18.859		22.296	<b>147</b>	187
8	<b>1:24.780</b>	43.741		18.787		22.252	144	186	17	1:25.256	43.597		18.799		22.860	143	<b>187</b>
9	1:24.790	43.850		<b>18.732</b>		22.208	147	186	18	1:25.938	44.263		19.120		22.555	144	184

<b>26</b>	Ralph Boschung, CHE ,								<b>theoretical besttime: 43.848</b>								
1	1:28.460	46.630		18.979		22.851	<b>142</b>	114									

<b>27</b>	Florian Herzog, DEU ,								<b>theoretical besttime: 1:23.469</b>								
1	1:32.729	50.266		19.880		22.583	144	121	10	1:25.987	43.335		20.250		22.402	145	186
2	1:25.117	43.835		18.875		22.407	144	187	11	1:24.121	43.169		18.643		22.309	145	186
3	1:24.211	43.334		18.662		22.215	145	185	12	1:24.080	43.131		18.664		22.285	145	186
4	1:24.473	43.515		18.513		22.445	141	186	13	1:24.721	43.469		18.954		22.298	145	186
5	1:24.692	43.583		18.749		22.360	145	185	<b>14</b>	<b>1:23.616</b>	43.136		18.498		<b>21.982</b>	<b>146</b>	184
6	1:24.561	43.566		18.932		22.063	145	186	15	1:23.706	43.215		18.418		22.073	146	185
7	1:23.974	43.294		18.453		22.227	145	186	16	1:24.134	43.454		<b>18.383</b>		22.297	144	186
8	1:24.307	43.325		18.756		22.226	143	<b>188</b>	17	1:24.095	<i>43.104</i>		18.581		22.410	143	185
9	1:23.914	43.333		18.500		22.081	144	184	18	1:23.941	43.300		18.643		21.998	144	183



# ADAC Formel Masters

## Vmax list Race 1

Provisional



Sachsenring, Length: 3645 m

Air temperature: 23.0°C

Track temperature: 30.4°C

Weather condition: Dry

**DMSB** Reg. Nr.: 167/13  
Deutscher Motor Sport Bund e.V.

Saturday 8.6.2013 13:50

Nr	Team, Car, Driver, Nat	Top speed
7	Neuhauser Racing TEAM, Formel ADAC powered by Volkswagen Beer Nicolas , DEN	188,42 km/h
27	KUG Motorsport, Formel ADAC powered by Volkswagen Herzog Florian , DEU	188,09 km/h
8	Neuhauser Racing TEAM, Formel ADAC powered by Volkswagen Riener Stefan , AUT	187,57 km/h
24	KUG Motorsport, Formel ADAC powered by Volkswagen Kox Stephane , NLD	187,01 km/h
3	Lotus, Formel ADAC powered by Volkswagen Jensen Mikkel , DNK	186,98 km/h
9	Mücke-Motorsport, Formel ADAC powered by Volkswagen Günther Maximilian , DEU	186,59 km/h
10	Mücke-Motorsport, Formel ADAC powered by Volkswagen Schramm Kim Luis , DEU	186,59 km/h
2	Lotus, Formel ADAC powered by Volkswagen O'Keeffe Callan , RSA	186,53 km/h
5	Lotus, Formel ADAC powered by Volkswagen Dontje Indy , NLD	186,40 km/h
11	ADAC Berlin-Brandenburg e.V., Formel ADAC powered by Volkswagen Grapp Hendrik , DEU	186,17 km/h
19	KSW Motorsport, Formel ADAC powered by Volkswagen Giersiepen Kim Alexander , DEU	186,08 km/h
26	KUG Motorsport, Formel ADAC powered by Volkswagen Boschung Ralph , CHE	185,82 km/h
6	Neuhauser Racing TEAM, Formel ADAC powered by Volkswagen Dienst Marvin , DEU	185,76 km/h
16	Schiller-Motorsport, Formel ADAC powered by Volkswagen Kremer Jason , DEU	185,54 km/h
22	JBR Motorsport & Engineering GmbH, Formel ADAC powered by Volkswagen Gentgen Benedikt , DEU	185,41 km/h
17	Schiller-Motorsport, Formel ADAC powered by Volkswagen Schiller Fabian , DEU	185,31 km/h
4	Lotus, Formel ADAC powered by Volkswagen Visser Beitske , NLD	184,43 km/h
15	ADAC Berlin-Brandenburg e.V., Formel ADAC powered by Volkswagen Picariello Alessio , BEL	184,30 km/h
14	ADAC Berlin-Brandenburg e.V., Formel ADAC powered by Volkswagen Maggi Giorgio , CHE	182,28 km/h
20	KSW Motorsport, Formel ADAC powered by Volkswagen Gatz Martin , DEU	180,45 km/h