

ADAC GT Masters

Result List Qualifying 2



Provisional

Sachsenring, Length: 3645 m

Air temperature: 22.9°C

Track temperature: 29.1°C

Weather condition: Dry

DMSB Reg. Nr.: 167/13
Deutscher Motor Sport Bund e.V.

Friday 7.6.2013 16:20

started : 28 classified : 28 not classified : 0

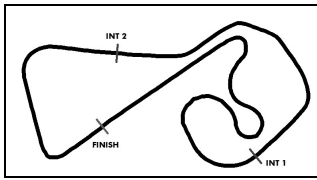
	Drivers	Team	Car	Lap	Best Time	Gap	Diff	Kph	Day Time
1	20 M.Sandritter/J.Klingmann	PIXUM Team Schubert	BMW Z4 GT3	4	1:20.782			162,4	16:28:35
2	27 C.Mies/R.Rast	Prosperia C. Abt Racing	Audi R8 LMS Ultra	5	1:20.866	0.084	0.084	162,3	16:37:39
3	19 C.Hürtgen/D.Baumann	PIXUM Team Schubert	BMW Z4 GT3	4	1:21.291	0.509	0.425	161,4	16:29:16
4	26 R.Frey/C.Haase	Prosperia C. Abt Racing	Audi R8 LMS Ultra	3	1:21.293	0.511	0.002	161,4	16:31:00
5	4 C.Engelhart/N.Armino	Team GW-Schütz	Porsche 911 GT3 R	2	1:21.296	0.514	0.003	161,4	16:38:29
6	28 C.Jöns/M.Winkelhock	Prosperia C. Abt Racing	Audi R8 LMS Ultra	12	1:21.362	0.580	0.066	161,3	16:46:11
7	46 M.Matzke/Y.Buurman	Vita4One Racing Team	BMW Z4 GT3	6	1:21.398	0.616	0.036	161,2	16:34:23
8	10 M.Buhk/M.Götz	Polarweiss Racing	Mercedes Benz SLS AMG GT3	3	1:21.532	0.750	0.134	160,9	16:37:57
9	11 S.Afanasiev/A.Simonsen	Polarweiss Racing	Mercedes Benz SLS AMG GT3	3	1:21.650	0.868	0.118	160,7	16:35:20
10	1 F.Stoll/S.Asch	MS RACING	Audi R8 LMS Ultra	3	1:21.718	0.936	0.068	160,6	16:41:45
11	12 S.Knap/J.den Boer	DB Motorsport	BMW Z4 GT3	6	1:21.763	0.981	0.045	160,5	16:32:16
12	2 D.Alessi/D.Keilwitz	Callaway Competition	Corvette Z06.R GT3	3	1:21.778	0.996	0.015	160,5	16:25:29
13	100 D.Dobitsch/A.Patel	MS RACING	Audi R8 LMS Ultra	14	1:21.879	1.097	0.101	160,3	16:48:53
14	6 M.Farnbacher/P.Frommenwiler	Farnbacher Racing	Porsche 911 GT3 R	4	1:21.899	1.117	0.020	160,2	16:41:39
15	8 R.Renauer/M.Ragginger	Tonino powered by Herberth Motors	Porsche 911 GT3 R	3	1:21.954	1.172	0.055	160,1	16:35:57
16	14 F.Kechele/D.Schwager	Lambda Performance	Ford GT GT3	10	1:22.014	1.232	0.060	160,0	16:48:37
17	16 P.Geipel/C.Mamerow	THE BOSS YACO Racing	Audi R8 LMS Ultra	3	1:22.061	1.279	0.047	159,9	16:35:24
18	22 E.Leganov(*G*)/M.Leipert(*G*)	Team rhino's Leipert Motorsport	Lamborghini Gallardo FL2	8	1:22.094	1.312	0.033	159,8	16:38:17
19	21 F.Hamprecht/P.Kox	Team rhino's Leipert Motorsport	Lamborghini Gallardo FL2	9	1:22.097	1.315	0.003	159,8	16:37:37
20	47 P.Green(*G*)/N.Kentenich(*G*)	Vita4One Racing Team	BMW Z4 GT3	5	1:22.154	1.372	0.057	159,7	16:34:27
21	9 R.Bourdeaux(*G*)/A.Renauer(*G*)	Tonino powered by Herberth Motors	Porsche 911 GT3 R	3	1:22.208	1.426	0.054	159,6	16:35:58
22	5 C.Nielsen(*G*)/M.Seefried(*G*)	Farnbacher Racing	Porsche 911 GT3 R	3	1:22.243	1.461	0.035	159,6	16:39:55
23	45 M.Schulze/T.Schulze	Schulze Motorsport	Nissan GT-R NISMO GT3	9	1:22.323	1.541	0.080	159,4	16:49:41
24	3 A.Wirth/C.Hohenadel	Callaway Competition	Corvette Z06.R GT3	8	1:22.377	1.595	0.054	159,3	16:39:17
25	18 T.Seiler(*G*)/G.Twaser(*G*)	Callaway Competition	Corvette Z06.R GT3	6	1:22.733	1.951	0.356	158,6	16:36:02
26	40 G.Beisel(*G*)/S.Barth(*G*)	RWT Racing Team	Corvette Z06.R GT3	8	1:23.078	2.296	0.345	157,9	16:42:04
27	17 R.Lips(*G*)/L.Marionek(*G*)	Callaway Competition	Corvette Z06.R GT3	10	1:23.139	2.357	0.061	157,8	16:45:30
28	7 J.Aeberhard/T.Pivoda	Farnbacher Racing	Porsche 911 GT3 R	7	1:23.690	2.908	0.551	156,8	16:45:40

Subject to final scrutineering!

Publications Time:

Clerk of the course:

Time Keeping:



ADAC GT Masters

Lap analysis Qualifying 2



Provisional

Sachsenring, Length: 3645 m

Air temperature: 23.0°C

Track temperature: 29.2°C

Weather condition: Dry

DMSB Reg. Nr.: 167/13
Deutscher Motor Sport Bund e.V.

Friday 7.6.2013 16:20

Lap	Time	SE1	SP1	SE2	SP2	SE3	SP3	TSP	Lap	Time	SE1	SP1	SE2	SP2	SE3	SP3	TSP
1	Florian Stoll, DEU/ Sebastian Asch, DEU								theoretical besttime: 1:21.051								
1	19:01.589	18:16.987		21.393		23.209	166		7	1:23.282	42.436		18.282		22.564	165	210
2	1:21.886	42.393		18.182		21.311	166	218	8	1:48.939	53.461		27.457		28.021	165	180
3	1:21.718	41.954		18.349		21.415	167	219	9	1:21.941	42.114		18.112		21.715	166	216
4	1:22.641	41.628		18.870		22.143	164	219	10	1:21.677	41.831		18.325		21.521	166	217
5	1:21.786	41.811		18.327		21.648	164	216	11	1:39.552	45.969		23.791		29.792		217
6	1:35.118	41.804		18.304		35.010	149	216									

2	Diego Alessi, ITA/ Daniel Keilwitz, DEU								theoretical besttime: 1:21.602								
1	2:35.296	1:38.669		27.333		29.294	121		5	9:16.358	8:36.091		18.770		21.497	170	
2	1:32.986	49.644		21.360		21.982	170	148	6	1:22.334	<i>41.934</i>		18.212		22.188	165	223
3	1:21.778	41.993		18.329		21.456	169	223	7	1:30.558	42.353		18.881		29.324	169	221
4	2:08.468	1:15.285		25.087		28.096		227	8	1:26.747	42.192		18.503		26.052		224

3	Andreas Wirth, DEU/ Christian Hohenadel, DEU								theoretical besttime: 1:22.184								
1	4:24.301	3:34.568		22.840		26.893	161		6	1:51.084	56.483		25.675		28.926	139	225
2	1:36.058	46.520		21.533		28.005		218	7	1:27.014	46.448		18.534		22.032	165	184
3	5:51.023	5:10.653		18.842		21.528	165		8	1:22.377	42.229		18.561		21.587	168	223
4	1:23.275	42.620		18.779		21.876	166	223	9	1:49.629	49.046		26.882		33.701		226
5	1:22.591	42.122		18.749		21.720	167	225									

4	Christian Engelhart, DEU/ Nicolas Armindo, FRA								theoretical besttime: 1:20.979								
1	17:08.810	16:26.193		20.631		21.986	162		5	3:49.038	3:09.111		18.431		21.496	162	
2	1:21.296	41.947		18.190		21.159	163	214	6	1:21.329	41.715		18.208		21.406	161	215
3	1:21.308	41.630		18.253		21.425	157	215	7	1:26.328	42.063		18.711		25.554		215
4	1:25.962	41.844		18.378		25.740		212									

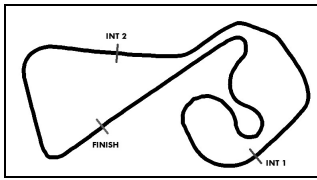
5	Christina Nielsen, DNK/ Marco Seefried, DEU								theoretical besttime: 1:22.142								
1	17:10.307	16:27.293		20.571		22.443	165		4	1:23.335	<i>42.080</i>		18.396		22.859	167	219
2	1:23.024	42.732		18.621		21.671	167	219	5	1:22.737	42.176		18.643		21.918	167	219
3	1:22.243	42.175		18.391		21.677	165	220	6	1:28.150	42.249		18.497		27.404		220

6	Mario Farnbacher, DEU/ Philipp Frommenwiler, CHE								theoretical besttime: 1:21.824								
1	17:30.680	16:47.244		20.539		22.897	164		5	1:32.906	44.606		20.467		27.833		218
2	1:24.700	44.060		19.002		21.638	165	217	6	4:00.677	3:09.895		25.265		25.517	149	
3	1:22.161	42.234		18.545		21.382	167	219	7	1:28.134	46.174		20.266		21.694	167	211
4	1:21.899	41.973		18.469		21.457	165	220	8	1:26.971	42.359		19.055		25.557		220

7	Jürg Aeberhard, CHE/ Tomas Pivoda, CZE								theoretical besttime: 1:23.418								
1	17:11.758	16:27.861		20.691		23.206	157		5	1:23.816	42.797		18.907		22.112	162	219
2	1:27.398	45.669		19.402		22.327	166	196	6	1:23.857	43.137		18.723		21.997	165	218
3	1:24.526	43.419		19.209		21.898	166	220	7	1:23.690	42.952		18.778		21.960	165	219
4	1:26.063	44.379		19.282		22.402	166	220	8	1:28.288	43.227		19.084		25.977		220

8	Robert Renauer, DEU/ Martin Ragginger, AUT								theoretical besttime: 1:21.829								
1	13:12.020	12:28.222		20.817		22.981	162		6	1:23.883	43.615		18.793		21.475	162	217
2	1:23.693	43.515		18.628		21.550	164	215	7	1:23.706	41.822		18.849		23.035	165	217
3	1:21.954	41.820		18.549		21.585	163	218	8	1:22.250	41.880		18.534		21.836	161	218
4	1:22.037	41.863		18.594		21.580	161	218	9	1:28.021	43.399		19.084		25.538		217
5	1:26.589	42.650		18.932		25.007	161	218									

9	Rene Bourdeaux, DEU/ Alfred Renauer, DEU								theoretical besttime: 1:22.059								
1	13:12.917	12:29.371		20.629		22.917	165		7	1:22.659	42.486		18.597		21.576	165	221
2	1:23.452	43.143		18.732		21.577	164	218	8	1:36.906	42.515		19.350		35.041		221
3	1:22.208	42.129		18.634		21.445	165	220	9	5:17.468	4:35.705		19.841		21.922	166	
4	1:23.281	42.385		19.219		21.677	166	221	10	1:22.343	42.151		18.485		21.707	163	220



ADAC GT Masters

Lap analysis Qualifying 2



Provisional

Sachsenring, Length: 3645 m

Air temperature: 23.0°C

Track temperature: 29.2°C

Weather condition: Dry

DMSB Reg. Nr.: 167/13
Deutscher Motor Sport Bund e.V.

Friday 7.6.2013 16:20

Lap	Time	SE1	SP1	SE2	SP2	SE3	SP3	TSP	Lap	Time	SE1	SP1	SE2	SP2	SE3	SP3	TSP
5	1:22.911	42.314		18.714		21.883	165	221	11	1:22.425	42.286		18.525		21.614	164	219
6	1:27.352	45.821		19.587		21.944	167	219	12	1:37.853	45.118		20.891		31.844		219

10 Maximilian Buhk, DEU/ Maximilian Götz, DEU

theoretical besttime: 1:21.532

1	15:13.407	14:31.290		19.676		22.441	166		6	4:00.699	3:16.189		20.151		24.359	167	
2	1:23.241	42.469		18.623		22.149	168	220	7	1:21.777	41.871		18.372		21.534	167	222
3	1:21.532	41.730		18.341		21.461	168	222	8	1:22.386	42.128		18.418		21.840	167	222
4	1:26.977	41.766		18.614		26.597	169	222	9	1:32.841	42.074		20.759		30.008		222
5	1:29.940	43.602		20.243		26.095		222									

11 Sergey Afanasiev, RUS/ Andreas Simonsen, SWE

theoretical besttime: 1:21.593

1	12:37.019	11:56.548		18.880		21.591	167		5	8:13.723	7:32.321		18.648		22.754	168	
2	1:22.196	42.146		18.405		21.645	165	220	6	1:21.919	41.825		18.498		21.596	166	220
3	1:21.650	41.882		18.282		21.486	166	220	7	1:22.045	42.150		18.371		21.524	164	220
4	1:26.554	42.003		18.582		25.969		220	8	1:30.365	42.263		20.379		27.723		220

12 Simon Knap, NLD/ Jeroen den Boer, NLD

theoretical besttime: 1:21.647

1	5:24.231	4:43.098		18.993		22.140	162		7	1:27.306	42.095		18.390		26.821		218
2	1:22.183	42.267		18.331		21.585	162	214	8	6:09.371	5:29.424		18.428		21.519	164	
3	1:21.899	42.134		18.297		21.468	164	216	9	1:22.134	42.315		18.211		21.608	162	217
4	1:24.959	42.651		19.505		22.803	165	218	10	1:22.093	42.257		18.243		21.593	164	216
5	1:21.862	42.035		18.383		21.444	163	218	11	1:21.974	42.128		18.237		21.609	163	217
6	1:21.763	42.093		18.168		21.502	165	216	12	1:27.885	42.290		18.211		27.384		216

14 Frank Kechele, DEU/ Dominik Schwager, BEL

theoretical besttime: 1:21.842

1	16:10.221	15:26.529		20.974		22.718	163		7	1:22.028	42.025		18.424		21.579	165	220
2	1:24.973	43.450		19.392		22.131	165	211	8	1:22.214	42.292		18.284		21.638	163	221
3	1:23.454	42.517		19.366		21.571	162	211	9	1:22.194	41.987		18.426		21.781	166	220
4	1:22.368	42.223		18.546		21.599	162	219	10	1:22.014	42.001		18.418		21.595	166	221
5	1:22.342	42.111		18.509		21.722	165	220	11	1:22.609	42.366		18.514		21.729	164	222
6	1:25.535	42.336		19.726		23.473	166	220	12	1:29.532	42.653		19.252		27.627		222

16 Philip Geipel, DEU/ Christian Mamerow, DEU

theoretical besttime: 1:21.775

1	12:40.458	11:59.124		19.305		22.029	163		7	4:32.302	3:50.764		19.254		22.284	162	
2	1:22.568	42.351		18.454		21.763	164	216	8	1:22.965	42.679		18.425		21.861	163	213
3	1:22.061	42.111		18.296		21.654	164	214	9	1:27.605	42.481		19.343		25.781	164	215
4	1:22.399	41.940		18.648		21.811	163	214	10	1:22.181	42.097		18.545		21.539	165	215
5	1:22.534	42.183		18.648		21.703	165	214	11	1:28.416	42.683		18.448		27.285		214
6	1:29.739	44.305		19.505		25.929		214									

17 Remo Lips, CHE/ Lennart Marioneck, DEU

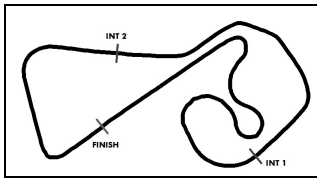
theoretical besttime: 1:22.801

1	2:04.214	1:14.836		23.006		26.372	162		8	11:55.464	11:12.799		20.046		22.619	165	
2	1:25.097	44.005		18.863		22.229	167	220	9	1:23.729	43.008		18.484		22.237	166	223
3	1:23.409	42.867		18.659		21.883	167	223	10	1:23.139	42.668		18.653		21.818	168	223
4	1:31.456	42.532		21.273		27.651	166	225	11	1:23.208	42.690		18.544		21.974	165	224
5	1:23.358	42.555		18.646		22.157	166	223	12	1:38.991	49.117		23.221		26.653	167	217
6	1:23.225	42.696		18.451		22.078	166	224	13	1:23.462	42.886		18.479		22.097	167	225
7	1:37.215	47.757		21.181		28.277		210	14	1:42.279	50.150		21.518		30.611		209

18 Toni Seiler, CHE/ Gerhard Tweraser, AUT

theoretical besttime: 1:22.672

1	4:48.068	3:57.262		24.298		26.508	163		6	1:22.733	42.496		18.626		21.611	170	225
2	1:35.417	46.328		21.076		28.013		221	7	1:28.726	42.478		19.221		27.027		226
3	5:29.980	4:48.459		19.439		22.082	162		8	2:47.450	2:02.501		21.517		23.432	170	
4	1:23.458	43.020		18.705		21.733	166	222	9	1:23.600	42.609		19.133		21.858	166	226
5	1:23.142	42.435		18.886		21.821	166	226	10	1:32.132	42.722		21.630		27.780		224



ADAC GT Masters

Lap analysis Qualifying 2



Provisional

Sachsenring, Length: 3645 m

Air temperature: 23.0°C

Track temperature: 29.2°C

Weather condition: Dry

DMSB Reg. Nr.: 167/13
Deutscher Motor Sport Bund e.V.

Friday 7.6.2013 16:20

Lap	Time	SE1	SP1	SE2	SP2	SE3	SP3	TSP	Lap	Time	SE1	SP1	SE2	SP2	SE3	SP3	TSP
19	Claudia Hürtgen, DEU/ Dominik Baumann, AUT								theoretical besttime: 1:21.291								
1	5:05.264	4:17.945		22.708		24.611	158		5	1:21.535	41.872		18.143		21.520	162	217
2	1:25.970	45.583		18.763		21.624	167	208	6	1:24.562	42.137		18.114		24.311		214
3	1:24.514	43.181		19.737		21.596	164	215	7	4:39.299	3:38.818		27.771		32.710		
4	1:21.291	41.727		18.090		21.474	165	216									

20	Max Sandritter, DEU/ Jens Klingmann, DEU								theoretical besttime: 1:20.782								
1	4:22.654	3:39.857		20.257		22.540	162		4	1:20.782	41.581		17.887		21.314	161	217
2	1:25.430	42.324		18.097		25.009	165	213	5	1:36.847	41.611		18.106		37.130	101	217
3	1:26.852	43.814		20.275		22.763	163	216	6	1:58.934	56.938		28.226		33.770		160

21	Fabian Hamprecht, DEU/ Peter Kox, NLD								theoretical besttime: 1:22.038								
1	2:29.813	1:43.310		22.791		23.712	159		7	1:27.365	42.322		19.275		25.768		217
2	1:25.643	44.378		19.163		22.102	166	211	8	5:18.055	4:33.295		21.567		23.193	166	
3	1:22.671	42.352		18.618		21.701	166	214	9	1:22.097	42.036		18.506		21.555	166	216
4	1:22.201	42.149		18.526		21.526	167	215	10	1:22.550	42.373		18.656		21.521	166	216
5	1:22.222	42.210		18.516		21.496	168	216	11	1:22.475	42.332		18.523		21.620	164	217
6	1:27.554	42.320		22.266		22.968	166	217	12	1:26.709	42.314		18.609		25.786		216

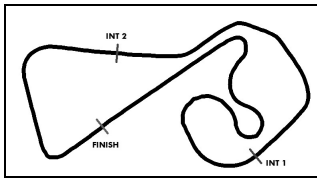
22	Eduard Leganov, CZE/ Marcel Leipert, DEU								theoretical besttime: 1:21.976								
1	4:43.369	3:52.991		25.445		24.933	164		7	5:02.085	4:21.677		18.762		21.646	166	
2	1:23.215	43.259		18.526		21.430	164	213	8	1:22.094	42.226		18.320		21.548	166	218
3	1:25.642	42.549		19.852		23.241	165	216	9	1:22.551	42.481		18.350		21.720	164	219
4	1:22.392	42.424		18.410		21.558	161	216	10	1:36.205	48.735		22.339		25.131	165	206
5	1:22.386	42.375		18.403		21.608	164	217	11	1:27.547	42.485		18.335		26.727		217
6	1:36.512	46.601		20.986		28.925		218									

26	Rahel Frey, CHE/ Christopher Haase, DEU								theoretical besttime: 1:20.991								
1	8:17.472	7:36.856		18.991		21.625	165		6	1:24.994	41.701		18.217		25.076		215
2	1:21.446	41.731		18.260		21.455	166	215	7	3:34.986	2:52.229		19.004		23.753	166	
3	1:21.293	41.519		18.042		21.732	163	215	8	1:21.473	41.972		18.071		21.430	163	215
4	1:21.602	41.909		18.173		21.520	165	215	9	1:24.129	42.908		18.993		22.228	167	215
5	1:21.594	41.714		18.315		21.565	165	216	10	1:31.642	41.609		18.850		31.183		216

27	Christopher Mies, DEU/ Rene Rast, DEU								theoretical besttime: 1:20.768								
1	12:02.976	11:22.599		18.825		21.552	166		4	1:33.763	42.964		22.745		28.054	165	217
2	1:21.058	41.533		18.196		21.329	165	216	5	1:20.866	41.488		18.149		21.229	165	216
3	1:20.890	41.390		18.232		21.268	165	216	6	1:26.130	41.705		18.581		25.844		217

28	Christer Jöns, DEU/ Markus Winkelhock, DEU								theoretical besttime: 1:21.342								
1	7:24.759	6:39.063		21.078		24.618	162		8	1:21.602	41.770		18.225		21.607	164	215
2	1:22.812	42.216		18.853		21.743	163	214	9	1:26.058	43.256		20.958		21.844	165	215
3	1:22.023	41.971		18.319		21.733	164	214	10	1:21.526	41.759		18.273		21.494	165	216
4	1:22.157	42.150		18.409		21.598	163	216	11	1:26.937	45.237		19.252		22.448	165	216
5	1:23.203	41.930		18.318		22.955	164	215	12	1:21.362	41.765		18.089		21.508	164	217
6	1:26.150	41.910		18.369		25.871		216	13	1:29.552	43.410		19.178		26.964		217
7	4:53.443	4:13.116		18.620		21.707	163										

40	Gerd Beisel, DEU/ Sven Barth, DEU								theoretical besttime: 1:22.877								
1	2:36.671	1:39.639		27.150		29.882	112		6	1:30.577	43.215		20.141		27.221		224
2	1:38.323	50.693		20.596		27.034		126	7	4:16.552	3:34.652		19.665		22.235	167	
3	7:53.409	7:10.553		19.786		23.070	166		8	1:23.078	42.825		18.525		21.728	167	223
4	1:23.413	42.865		18.867		21.681	167	223	9	1:28.321	42.671		18.752		26.898		224
5	1:23.118	42.726		18.611		21.781	167	224									



ADAC GT Masters

Lap analysis Qualifying 2



Provisional

Sachsenring, Length: 3645 m

Air temperature: 23.0°C

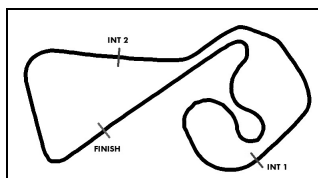
Track temperature: 29.2°C

Weather condition: Dry

DMSB Reg. Nr.: 167/13
Deutscher Motor Sport Bund e.V.

Friday 7.6.2013 16:20

Lap	Time	SE1	SP1	SE2	SP2	SE3	SP3	TSP	Lap	Time	SE1	SP1	SE2	SP2	SE3	SP3	TSP
45 Michael Schulze, DEU/ Tobias Schulze, DEU									theoretical besttime: 1:22.057								
1	2:00.883	1:18.340		19.861		22.682	166		6	17:51.047	17:04.873		23.014		23.160	164	
2	1:22.563	42.682		18.217		21.664	164	218	7	1:22.920	42.537		18.608		21.775	165	218
3	1:22.368	42.373		18.208		21.787	164	218	8	1:22.545	42.392		18.531		21.622	163	219
4	1:22.418	42.333		18.279		21.806	162	218	9	1:22.323	42.227		18.304		21.792	164	218
5	1:34.320	45.737		20.171		28.412		206	10	1:40.443	48.471		21.738		30.234		203
46 Martin Matzke, CZE/ Yelmer Buurman, NLD									theoretical besttime: 1:21.328								
1	7:30.496	6:46.233		21.031		23.232	163		5	1:24.585	41.845		19.516		23.224	166	217
2	1:21.643	41.888		18.401		21.354	162	214	6	1:21.398	41.691		18.283		21.424	161	217
3	1:21.884	41.884		18.571		21.429	162	215	7	1:32.304	43.778		21.900		26.626		214
4	1:24.030	41.928		19.046		23.056	165	215									
47 Paul Green, DEU/ Niclas Kentenich, DEU									theoretical besttime: 1:22.090								
1	8:50.576	8:06.375		21.472		22.729	162		5	1:22.154	42.306		18.219		21.629	166	218
2	1:24.457	43.179		19.429		21.849	164	215	6	1:22.673	42.464		18.562		21.647	163	218
3	1:27.572	45.926		19.865		21.781	165	217	7	1:22.495	42.376		18.436		21.683	164	217
4	1:22.752	42.714		18.473		21.565	165	217	8	1:31.281	46.646		18.992		25.643		197
100 Daniel Dobitsch, AUT/ Aditya Patel, IND									theoretical besttime: 1:21.879								
1	2:49.084	2:02.766		22.573		23.745	162		9	1:22.811	42.577		18.461		21.773	166	216
2	1:30.326	44.517		21.233		24.576	165	214	10	1:27.292	42.589		19.041		25.662	165	218
3	1:23.339	42.767		18.518		22.054	165	217	11	1:22.945	42.622		18.450		21.873	165	217
4	1:28.393	44.232		21.862		22.299	164	218	12	1:23.732	42.186		18.295		23.251	159	218
5	1:22.685	42.544		18.417		21.724	164	218	13	1:27.055	46.866		18.493		21.696	168	160
6	1:22.739	42.482		18.544		21.713	164	218	14	1:21.879	42.082		18.255		21.542	165	220
7	1:47.724	56.800		20.565		30.359		219	15	1:49.882	51.760		24.621		33.501		212
8	8:44.007	8:03.271		18.793		21.943	164										



ADAC GT Masters

Vmax list Qualifying 2

Provisional



Sachsenring, Length: 3645 m

Air temperature: 23.0°C

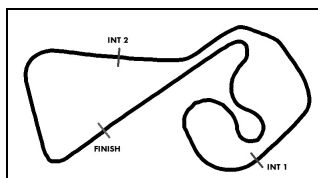
Track temperature: 29.2°C

Weather condition: Dry

DMSB Reg. Nr.: 167/13
Deutscher Motor Sport Bund e.V.

Friday 7.6.2013 16:20

Nr	Team, Car, Driver, Nat	Top speed
2	Callaway Competition, Corvette Z06.R GT3 Alessi Diego , ITA Keilwitz Daniel , DEU	226,61 km/h
18	Callaway Competition, Corvette Z06.R GT3 Seiler Toni , CHE Tweraser Gerhard , AUT	226,27 km/h
3	Callaway Competition, Corvette Z06.R GT3 Wirth Andreas , DEU Hohenadel Christian , DEU	225,61 km/h
17	Callaway Competition, Corvette Z06.R GT3 Lips Remo , CHE Marioneck Lennart , DEU	224,81 km/h
40	RWT Racing Team, Corvette Z06.R GT3 Beisel Gerd , DEU Barth Sven , DEU	224,25 km/h
14	Lambda Performance, Ford GT GT3 Kechele Frank , DEU Schwager Dominik , BEL	222,13 km/h
10	Polarweiss Racing, Mercedes Benz SLS AMG GT3 Buhk Maximilian , DEU Götz Maximilian , DEU	222,09 km/h
9	Tonino powered by Herberth Motorsport, Porsche 911 GT3 Bourdeaux Rene , DEU Renauer Alfred , DEU	221,13 km/h
11	Polarweiss Racing, Mercedes Benz SLS AMG GT3 Afanasiev Sergey , RUS Simonsen Andreas , SWE	220,27 km/h
6	Farnbacher Racing, Porsche 911 GT3 R Farnbacher Mario , DEU Frommenwiler Philipp , CHE	220,09 km/h
100	MS RACING, Audi R8 LMS Ultra Dobitsch Daniel , AUT Patel Aditya , IND	219,83 km/h
7	Farnbacher Racing, Porsche 911 GT3 R Aeberhard Jürg , CHE Pivoda Tomas , CZE	219,69 km/h
5	Farnbacher Racing, Porsche 911 GT3 R Nielsen Christina , DNK Seefried Marco , DEU	219,51 km/h
1	MS RACING, Audi R8 LMS Ultra Stoll Florian , DEU Asch Sebastian , DEU	219,24 km/h



ADAC GT Masters

Vmax list Qualifying 2

Provisional



Sachsenring, Length: 3645 m

Air temperature: 23.0°C

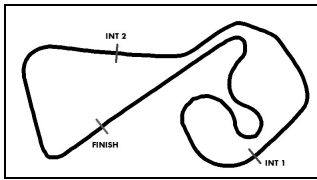
Track temperature: 29.2°C

Weather condition: Dry

DMSB Reg. Nr.: 167/13
Deutscher Motor Sport Bund e.V.

Friday 7.6.2013 16:20

Nr	Team, Car, Driver, Nat	Top speed
22	Team rhino's Leipert Motorsport, Lamborghini Gallardo FL1 Leganov Eduard , CZE Leipert Marcel , DEU	219,24 km/h
45	Schulze Motorsport, Nissan GT-R NISMO GT3 Schulze Michael , DEU Schulze Tobias , DEU	219,02 km/h
8	Tonino powered by Herberth Motorsport, Porsche 911 GT3 Renauer Robert , DEU Ragginger Martin , AUT	218,36 km/h
12	DB Motorsport, BMW Z4 GT3 Knap Simon , NLD den Boer Jeroen , NLD	218,31 km/h
47	Vita4One Racing Team, BMW Z4 GT3 Green Paul , DEU Kentenich Niclas , DEU	218,09 km/h
20	PIXUM Team Schubert, BMW Z4 GT3 Sandritter Max , DEU Klingmann Jens , DEU	217,39 km/h
21	Team rhino's Leipert Motorsport, Lamborghini Gallardo FL1 Hamprecht Fabian , DEU Kox Peter , NLD	217,35 km/h
27	Prosperia C. Abt Racing, Audi R8 LMS Ultra Mies Christopher , DEU Rast Rene , DEU	217,04 km/h
46	Vita4One Racing Team, BMW Z4 GT3 Matzke Martin , CZE Buurman Yelmer , NLD	216,95 km/h
28	Prosperia C. Abt Racing, Audi R8 LMS Ultra Jöns Christer , DEU Winkelhock Markus , DEU	216,78 km/h
19	PIXUM Team Schubert, BMW Z4 GT3 Hürtgen Claudia , DEU Baumann Dominik , AUT	216,69 km/h
26	Prosperia C. Abt Racing, Audi R8 LMS Ultra Frey Rahel , CHE Haase Christopher , DEU	216,09 km/h
16	THE BOSS YACO Racing, Audi R8 LMS Ultra Geipel Philip , DEU Mamerow Christian , DEU	215,70 km/h
4	Team GW-Schütz, Porsche 911 GT3 R Engelhart Christian , DEU Armindo Nicolas , FRA	215,31 km/h



ADAC GT Masters

Start Grid Race 2



Provisional

Sachsenring, Length: 3645 m

Air temperature: 15.2°C

Track temperature: 15.7°C

Weather condition: Wet



Reg. Nr.: 167/13

Sunday 9.6.2013 12:15

27 Prosperia C. Abt Racing 1:20.866
Christopher Mies/ Rene Rast*

26 Prosperia C. Abt Racing 1:21.293
Rahel Frey/ Christopher Haase*

28 Prosperia C. Abt Racing 1:21.362
Christer Jöns/ Markus Winkelhock*

10 Polarweiss Racing 1:21.532
Maximilian Buhk/ Maximilian Götz*

1 MS RACING 1:21.718
Florian Stoll/ Sebastian Asch*

2 Callaway Competition 1:21.778
Diego Alessi/ Daniel Keilwitz*

6 Farnbacher Racing 1:21.899
Mario Farnbacher/ Philipp Frommenwiler*

14 Lambda Performance 1:22.014
Frank Kechele/ Dominik Schwager*

22 Team rhino's Leipert Motorsport 1:22.094
Eduard Leganov/ Marcel Leipert*

47 Vita4One Racing Team 1:22.154
Paul Green/ Niclas Kentenich*

5 Farnbacher Racing 1:22.243
Christina Nielsen/ Marco Seefried*

3 Callaway Competition 1:22.377
Andreas Wirth/ Christian Hohenadel*

40 RWT Racing Team 1:23.078
Gerd Beisel/ Sven Barth*

7 Farnbacher Racing 1:23.690
Jürg Aeberhard/ Tomas Pivoda*

1

2

3

4

5

6

7

8

9

10

11

12

13

14

POLE POSITION

20 PIXUM Team Schubert 1:20.782
Max Sandritter/ Jens Klingmann*

19 PIXUM Team Schubert 1:21.291
Claudia Hürtgen/ Dominik Baumann*

4 Team GW-Schütz 1:21.296
Christian Engelhart/ Nicolas Armindo*

46 Vita4One Racing Team 1:21.398
Martin Matzke/ Yelmer Buurman*

11 Polarweiss Racing 1:21.650
Sergey Afanasiev/ Andreas Simonsen*

12 DB Motorsport 1:21.763
Simon Knap/ Jeroen den Boer*

100 MS RACING 1:21.879
Daniel Dobitsch/ Aditya Patel*

8 Tonino powered by Herberth Moto 1:21.954
Robert Renauer/ Martin Ragginger*

16 THE BOSS YACO Racing 1:22.061
Philip Geipel/ Christian Mamerow*

21 Team rhino's Leipert Motorsport 1:22.097
Fabian Hamprecht/ Peter Kox*

9 Tonino powered by Herberth Moto 1:22.208
Rene Bourdeaux/ Alfred Renauer*

45 Schulze Motorsport 1:22.323
Tobias Schulze/ Michael Schulze*

18 Callaway Competition 1:22.733
Toni Seiler/ Gerhard Tweraser*

17 Callaway Competition 1:23.139
Remo Lips/ Lennart Marioneck*

* Marks the starting driver

Publications Time:

Race Director:

Time Keeping: