

ADAC GT Masters

Result List Qualifying 1



Provisional

Sachsenring, Length: 3645 m

Air temperature: 23.0°C

Track temperature: 29.7°C

Weather condition: Dry

DMSB Reg. Nr.: 167/13
Deutscher Motor Sport Bund e.V.

Friday 7.6.2013 15:40

started : 28 classified : 28 not classified : 0

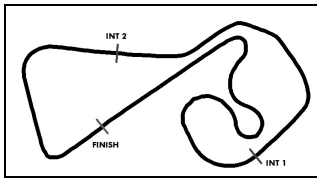
	Drivers	Team	Car	Lap	Best Time	Gap	Diff	Kph	Day Time
1	27 C.Mies/R.Rast	Prosperia C. Abt Racing	Audi R8 LMS Ultra	4	1:21.689			160,6	15:55:28
2	4 C.Engelhart/N.Armino	Team GW-Schütz	Porsche 911 GT3 R	4	1:21.706	0.017	0.017	160,6	16:00:30
3	20 M.Sandritter/J.Klingmann	PIXUM Team Schubert	BMW Z4 GT3	5	1:21.790	0.101	0.084	160,4	15:55:28
4	10 M.Buhk/M.Götz	Polarweiss Racing	Mercedes Benz SLS AMG GT3	9	1:21.900	0.211	0.110	160,2	16:09:39
5	14 F.Kechele/D.Schwager	Lambda Performance	Ford GT GT3	9	1:21.923	0.234	0.023	160,2	16:10:19
6	26 R.Frey/C.Haase	Prosperia C. Abt Racing	Audi R8 LMS Ultra	3	1:21.954	0.265	0.031	160,1	15:52:17
7	19 C.Hürtgen/D.Baumann	PIXUM Team Schubert	BMW Z4 GT3	8	1:21.978	0.289	0.024	160,1	15:55:45
8	8 R.Renauer/M.Ragginger	Tonino powered by Herberth Motors	Porsche 911 GT3 R	4	1:22.002	0.313	0.024	160,0	16:00:46
9	28 C.Jöns/M.Winkelhock	Prosperia C. Abt Racing	Audi R8 LMS Ultra	10	1:22.015	0.326	0.013	160,0	16:00:02
10	12 S.Knap/J.den Boer	DB Motorsport	BMW Z4 GT3	5	1:22.160	0.471	0.145	159,7	15:55:57
11	100 D.Dobitsch/A.Patel	MS RACING	Audi R8 LMS Ultra	8	1:22.216	0.527	0.056	159,6	16:04:20
12	2 D.Alessi/D.Keilwitz	Callaway Competition	Corvette Z06.R GT3	5	1:22.349	0.660	0.133	159,3	15:56:08
13	6 M.Farnbacher/P.Frommenwiler	Farnbacher Racing	Porsche 911 GT3 R	9	1:22.421	0.732	0.072	159,2	16:09:42
14	3 A.Wirth/C.Hohenadel	Callaway Competition	Corvette Z06.R GT3	5	1:22.585	0.896	0.164	158,9	15:55:26
15	46 M.Matzke/Y.Buurman	Vita4One Racing Team	BMW Z4 GT3	4	1:22.614	0.925	0.029	158,8	15:56:16
16	1 F.Stoll/S.Asch	MS RACING	Audi R8 LMS Ultra	11	1:22.653	0.964	0.039	158,8	16:09:23
17	16 P.Geipel/C.Mamerow	THE BOSS YACO Racing	Audi R8 LMS Ultra	2	1:22.715	1.026	0.062	158,6	15:58:54
18	11 S.Afanasiev/A.Simonsen	Polarweiss Racing	Mercedes Benz SLS AMG GT3	9	1:22.730	1.041	0.015	158,6	16:06:41
19	45 M.Schulze/T.Schulze	Schulze Motorsport	Nissan GT-R NISMO GT3	6	1:22.740	1.051	0.010	158,6	16:02:35
20	9 R.Bourdeaux(*G*)/A.Renauer	Tonino powered by Herberth Motors	Porsche 911 GT3 R	6	1:23.172	1.483	0.432	157,8	15:56:25
21	17 R.Lips(*G*)/L.Marionek	Callaway Competition	Corvette Z06.R GT3	7	1:23.386	1.697	0.214	157,4	16:01:51
22	21 F.Hamprecht/P.Kox	Team rhino's Leipert Motorsport	Lamborghini Gallardo FL2	12	1:23.411	1.722	0.025	157,3	15:59:43
23	7 J.Aeberhard/T.Pivoda	Farnbacher Racing	Porsche 911 GT3 R	6	1:23.448	1.759	0.037	157,2	15:56:30
24	5 C.Nielsen(*G*)/M.Seefried	Farnbacher Racing	Porsche 911 GT3 R	5	1:23.533	1.844	0.085	157,1	15:55:47
25	18 T.Seiler(*G*)/G.Tweraser	Callaway Competition	Corvette Z06.R GT3	10	1:23.667	1.978	0.134	156,8	16:06:14
26	47 P.Green(*G*)/N.Kentenich	Vita4One Racing Team	BMW Z4 GT3	4	1:23.981	2.292	0.314	156,2	15:50:07
27	22 E.Leganov(*G*)/M.Leipert	Team rhino's Leipert Motorsport	Lamborghini Gallardo FL2	18	1:24.966	3.277	0.985	154,4	16:08:33
28	40 G.Beisel(*G*)/S.Barth	RWT Racing Team	Corvette Z06.R GT3	8	1:27.082	5.393	2.116	150,7	16:04:32

Subject to final scrutineering!

Publications Time:

Clerk of the course:

Time Keeping:



ADAC GT Masters

Lap analysis Qualifying 1



Provisional

Sachsenring, Length: 3645 m

Air temperature: 23.1°C

Track temperature: 29.7°C

Weather condition: Dry

DMSB Reg. Nr.: 167/13
Deutscher Motor Sport Bund e.V.

Friday 7.6.2013 15:40

Lap	Time	SE1	SP1	SE2	SP2	SE3	SP3	TSP	Lap	Time	SE1	SP1	SE2	SP2	SE3	SP3	TSP
1	Florian Stoll, DEU/ Sebastian Asch, DEU								theoretical besttime: 1:22.519								
1	13:53.499	13:09.316		21.302		22.881	162		8	1:23.272	42.244		19.043		21.985	164	216
2	1:24.292	43.435		18.905		21.952	165	215	9	1:23.014	42.458		18.672		21.884	165	216
3	1:23.101	42.247		18.823		22.031	164	218	10	1:22.968	42.409		18.782		21.777	165	218
4	1:23.785	42.381		19.538		21.866	164	216	11	1:22.653	42.378		18.509		21.766	164	218
5	1:22.900	42.410		18.581		21.909	163	216	12	1:22.926	42.359		18.543		22.024	165	218
6	1:27.087	42.444		18.834		25.809		217	13	1:43.428	50.034		22.315		31.079		182
7	2:56.723	2:14.585		19.868		22.270	163										

2	Diego Alessi, ITA/ Daniel Keilwitz, DEU								theoretical besttime: 1:22.306								
1	3:24.386	2:36.998		22.550		24.838	158		6	1:30.431	46.193		21.934		22.304	168	226
2	1:36.814	47.793		21.023		27.998		215	7	1:22.954	42.393		18.596		21.965	168	225
3	8:19.541	7:35.807		19.841		23.893	168		8	1:22.481	42.241		18.524		21.716	166	222
4	1:25.387	42.998		19.939		22.450	169	225	9	1:22.519	42.217		18.549		21.753	167	225
5	1:22.349	42.124		18.567		21.658	168	226	10	1:33.821	45.663		19.891		28.267		225

3	Andreas Wirth, DEU/ Christian Hohenadel, DEU								theoretical besttime: 1:22.547								
1	2:57.510	2:01.429		25.442		30.639	103		5	1:22.585	42.257		18.490		21.838	167	225
2	1:48.041	51.890		25.282		30.869		115	6	1:22.954	42.367		18.722		21.865	168	226
3	7:55.771	7:11.903		19.731		24.137	168		7	1:26.195	42.639		18.559		24.997		224
4	1:22.717	42.394		18.452		21.871	167	223									

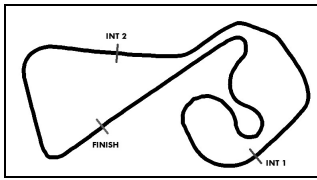
4	Christian Engelhart, DEU/ Nicolas Armindo, FRA								theoretical besttime: 1:21.546								
1	16:22.966	15:35.107		19.686		28.173	165		6	4:37.806	3:55.274		19.805		22.727	163	
2	1:24.228	42.097		18.396		23.735	164	215	7	1:22.036	42.018		18.320		21.698	163	215
3	1:21.784	41.981		18.088		21.715	161	215	8	1:21.918	41.782		18.387		21.749	163	214
4	1:21.706	41.782		18.248		21.676	161	214	9	1:26.501	41.852		18.584		26.065		215
5	1:28.147	41.937		19.019		27.191		215									

5	Christina Nielsen, DNK/ Marco Seefried, DEU								theoretical besttime: 1:23.533								
1	10:02.138	9:04.444		27.450		30.244	154		4	1:24.473	43.247		19.211		22.015	166	219
2	1:32.948	49.620		20.386		22.942	164	182	5	1:23.533	43.021		18.661		21.851	164	219
3	1:24.682	43.370		19.057		22.255	165	220	6	1:35.886	45.948		21.342		28.596		218

6	Mario Farnbacher, DEU/ Philipp Frommenwiler, CHE								theoretical besttime: 1:22.187								
1	17:10.281	16:23.433		21.216		25.632	156		6	1:26.203	42.706		18.637		24.860		221
2	1:25.341	44.265		18.936		22.140	165	208	7	2:46.456	2:06.334		18.518		21.604	166	
3	1:23.247	43.014		18.596		21.637	166	219	8	1:22.779	42.424		18.552		21.803	165	221
4	1:22.865	42.701		18.481		21.683	166	220	9	1:22.421	42.105		18.492		21.824	164	221
5	1:22.776	42.538		18.478		21.760	165	221	10	1:28.084	42.219		18.514		27.351		221

7	Jürg Aeberhard, CHE/ Tomas Pivoda, CZE								theoretical besttime: 1:23.324								
1	9:24.484	8:42.564		19.733		22.187	165		5	1:30.359	42.857		23.045		24.457	164	219
2	1:24.310	43.609		18.654		22.047	166	218	6	1:23.448	42.777		18.778		21.893	165	219
3	1:24.073	43.208		18.813		22.052	165	219	7	1:30.844	43.181		21.190		26.473		218
4	1:23.921	42.991		18.830		22.100	163	218									

8	Robert Renauer, DEU/ Martin Ragginger, AUT								theoretical besttime: 1:21.742								
1	16:39.010	15:55.953		20.182		22.875	160		5	1:44.264	41.936		18.302		44.026	141	218
2	1:23.996	43.101		19.151		21.744	165	214	6	1:27.186	45.881		19.063		22.242	164	201
3	1:22.058	42.008		18.440		21.610	164	218	7	1:22.071	42.148		18.419		21.504	162	218
4	1:22.002	41.972		18.363		21.667	164	218	8	1:29.410	43.624		19.035		26.751		218



ADAC GT Masters

Lap analysis Qualifying 1



Provisional

Sachsenring, Length: 3645 m

Air temperature: 23.1°C

Track temperature: 29.7°C

Weather condition: Dry

DMSB Reg. Nr.: 167/13
Deutscher Motor Sport Bund e.V.

Friday 7.6.2013 15:40

Lap	Time	SE1	SP1	SE2	SP2	SE3	SP3	TSP	Lap	Time	SE1	SP1	SE2	SP2	SE3	SP3	TSP
9 Rene Bourdeaux, DEU/ Alfred Renauer, DEU									theoretical besttime: 1:23.102								
1	9:22.383	8:28.411		25.918		28.054	159		5	1:23.814	42.926		19.015		21.873	163	220
2	1:28.488	46.965		19.293		22.230	165	214	6	1:23.172	42.746		18.696		21.730	164	218
3	1:23.995	43.255		18.962		21.778	165	219	7	1:23.385	42.719		18.912		21.754	164	217
4	1:23.285	42.676		18.878		21.731	164	219	8	1:29.552	43.856		19.691		26.005		218

10 Maximilian Buhk, DEU/ Maximilian Götz, DEU									theoretical besttime: 1:21.888								
1	16:07.095	15:21.779		21.906		23.410	164		6	1:38.138	42.465		25.380		30.293		221
2	1:22.624	42.452		18.538		21.634	167	218	7	3:38.847	2:55.274		20.424		23.149	167	
3	1:22.072	42.137		18.352		21.583	166	220	8	1:24.178	42.529		19.010		22.639	168	221
4	1:22.164	42.195		18.363		21.606	166	220	9	1:21.900	41.972		18.333		21.595	168	222
5	1:22.205	42.230		18.386		21.589	167	220	10	1:47.266	51.055		24.575		31.636		221

11 Sergey Afanasiev, RUS/ Andreas Simonsen, SWE									theoretical besttime: 1:22.454								
1	15:21.919	14:40.549		19.372		21.998	164		6	1:23.214	42.677		18.463		22.074	166	218
2	1:23.758	42.909		18.666		22.183	166	219	7	1:31.994	44.671		22.402		24.921	168	220
3	1:23.416	42.406		18.905		22.105	165	219	8	1:22.977	42.644		18.698		21.635	167	220
4	1:22.904	42.394		18.607		21.903	163	219	9	1:22.730	42.551		18.425		21.754	165	221
5	1:29.009	46.547		20.002		22.460	163	218	10	1:31.152	42.646		20.867		27.639		221

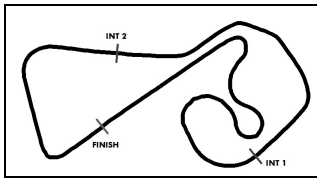
12 Simon Knap, NLD/ Jeroen den Boer, NLD									theoretical besttime: 1:21.851								
1	10:24.189	9:33.520		25.351		25.318	157		7	1:22.283	42.355		18.382		21.546	163	214
2	1:26.233	45.257		19.192		21.784	163	211	8	1:22.245	42.235		18.466		21.544	163	217
3	1:22.686	42.472		18.629		21.585	164	216	9	1:27.897	42.904		19.213		25.780		216
4	1:22.421	42.281		18.471		21.669	164	216	10	3:43.985	3:03.814		18.592		21.579	163	
5	1:22.160	41.952		18.691		21.517	163	217	11	1:22.476	42.368		18.507		21.601	163	216
6	1:22.321	42.085		18.391		21.845	162	217	12	1:26.916	42.344		19.104		25.468		216

14 Frank Kechele, DEU/ Dominik Schwager, BEL									theoretical besttime: 1:21.794								
1	19:10.198	18:24.926		20.880		24.392	157		6	1:22.200	42.167		18.467		21.566	165	219
2	1:27.358	44.313		19.379		23.666	165	212	7	1:21.955	42.006		18.353		21.596	163	219
3	1:22.063	42.040		18.484		21.539	164	217	8	1:26.466	42.017		20.475		23.974	167	218
4	1:25.648	43.286		20.080		22.282	167	217	9	1:21.923	41.902		18.434		21.587	165	219
5	1:22.245	42.197		18.446		21.602	167	218	10	1:27.981	43.582		18.623		25.776		218

16 Philip Geipel, DEU/ Christian Mamerow, DEU									theoretical besttime: 1:22.362								
1	17:32.097	16:49.077		21.161		21.859	164		5	1:24.139	42.411		19.010		22.718	161	213
2	1:22.715	42.717		18.475		21.523	164	215	6	1:23.167	42.689		18.696		21.782	163	213
3	1:22.834	42.592		18.502		21.740	164	213	7	1:22.826	42.364		18.547		21.915	164	214
4	1:23.083	42.712		18.706		21.665	163	213	8	1:28.231	42.903		19.096		26.232		214

17 Remo Lips, CHE/ Lennart Marioneck, DEU									theoretical besttime: 1:23.346								
1	1:49.476	1:05.791		21.163		22.522	161		6	12:52.003	12:10.461		19.429		22.113	165	
2	1:24.995	44.225		18.917		21.853	163	219	7	1:23.386	42.949		18.555		21.882	160	221
3	1:23.774	43.127		18.619		22.028	162	221	8	1:23.650	42.938		18.750		21.962	162	220
4	1:23.836	43.275		18.654		21.907	163	221	9	1:24.628	43.526		18.809		22.293	154	222
5	1:33.637	43.041		22.002		28.594		221	10	1:41.972	49.462		23.616		28.894		217

18 Toni Seiler, CHE/ Gerhard Tweraser, AUT									theoretical besttime: 1:23.416								
1	2:51.435	2:02.605		24.505		24.325	164		7	1:23.828	42.943		18.931		21.954	165	222
2	1:24.747	43.684		19.085		21.978	165	221	8	1:23.761	43.155		18.747		21.859	167	223
3	1:23.949	43.067		19.142		21.740	167	223	9	1:23.713	43.021		18.792		21.900	166	224
4	1:42.644	43.071		18.831		40.742		224	10	1:23.667	42.968		18.973		21.726	167	223
5	11:48.793	11:01.164		21.760		25.869	152		11	1:23.883	43.043		18.970		21.870	165	224
6	1:28.126	45.673		19.650		22.803	167	205	12	1:37.678	46.567		21.338		29.773		224



ADAC GT Masters

Lap analysis Qualifying 1



Provisional

Sachsenring, Length: 3645 m

Air temperature: 23.1°C

Track temperature: 29.7°C

Weather condition: Dry

DMSB Reg. Nr.: 167/13
Deutscher Motor Sport Bund e.V.

Friday 7.6.2013 15:40

Lap	Time	SE1	SP1	SE2	SP2	SE3	SP3	TSP	Lap	Time	SE1	SP1	SE2	SP2	SE3	SP3	TSP
19	Claudia Hürtgen, DEU/ Dominik Baumann, AUT								theoretical besttime: 1:21.885								
1	5:48.113	4:58.980		23.009		26.124	143		7	1:26.974	45.062		19.921		21.991	162	215
2	1:32.800	50.497		19.715		22.588	160	197	8	1:21.978	42.163		18.118		21.697	160	216
3	1:22.979	42.700		18.443		21.836	161	211	9	1:26.261	42.206		18.209		25.846		216
4	1:27.561	46.049		19.133		22.379	157	214	10	6:32.164	5:50.830		19.034		22.300	162	
5	1:22.965	42.414		18.458		22.093	162	214	11	1:22.453	42.498		18.149		21.806	162	214
6	1:22.399	42.357		18.267		21.775	167	215	12	1:26.293	42.070		18.458		25.765		213

20	Max Sandritter, DEU/ Jens Klingmann, DEU								theoretical besttime: 1:21.522								
1	10:00.487	9:16.594		20.673		23.220	161		6	1:23.737	42.561		19.477		21.699	159	217
2	1:22.827	43.041		18.143		21.643	159	212	7	1:24.923	42.049		18.123		24.751		215
3	1:22.107	42.097		18.410		21.600	162	215	8	4:32.302	3:51.558		18.803		21.941	164	
4	1:21.817	41.799		18.265		21.753	162	217	9	1:22.190	42.065		18.159		21.966	162	217
5	1:21.790	41.947		18.123		21.720	162	217	10	1:34.062	43.027		21.440		29.595		216

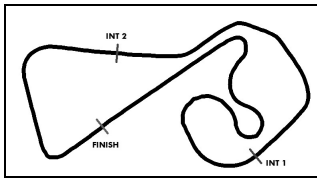
21	Fabian Hamprecht, DEU/ Peter Kox, NLD								theoretical besttime: 1:23.411								
1	1:49.950	1:06.533		20.861		22.556	160		9	3:46.133	3:05.357		18.728		22.048	165	
2	1:25.473	44.435		19.070		21.968	163	212	10	1:23.934	43.335		18.557		22.042	164	217
3	1:24.291	43.440		18.742		22.109	159	215	11	1:23.876	43.347		18.681		21.848	163	215
4	1:23.966	43.313		18.576		22.077	162	214	12	1:23.411	43.069		18.522		21.820	163	216
5	1:25.225	43.420		19.215		22.590	162	215	13	1:27.989	43.871		18.881		25.237		216
6	1:24.021	43.381		18.683		21.957	163	215	14	2:49.114	2:08.538		18.583		21.993	166	
7	1:23.741	43.228		18.534		21.979	162	215	15	1:50.677	55.667		25.184		29.826		217
8	1:29.323	43.430		19.601		26.292		215									

22	Eduard Leganov, CZE/ Marcel Leipert, DEU								theoretical besttime: 1:24.675								
1	1:59.576	1:12.202		22.716		24.658	158		11	2:54.853	2:03.728		25.971		25.154	142	
2	1:29.713	46.406		20.329		22.978	162	211	12	1:26.227	44.671		19.143		22.413	164	206
3	1:30.114	45.719		20.142		24.253	163	215	13	1:45.199	50.064		28.942		26.193	159	214
4	1:26.695	44.402		19.714		22.579	161	216	14	1:26.418	44.472		18.981		22.965	164	213
5	1:26.414	44.323		19.393		22.698	164	214	15	1:25.941	44.419		19.157		22.365	160	216
6	1:25.999	44.347		19.227		22.425	164	215	16	1:26.717	43.684		20.085		22.948	161	215
7	1:25.735	44.031		19.351		22.353	163	215	17	1:25.086	43.889		18.993		22.204	163	213
8	1:25.143	43.684		19.132		22.327	163	215	18	1:24.966	43.975		18.857		22.134	164	215
9	1:25.559	43.914		19.233		22.412	163	216	19	1:43.619	51.252		24.595		27.772		214
10	1:43.086	47.381		26.035		29.670		216									

26	Rahel Frey, CHE/ Christopher Haase, DEU								theoretical besttime: 1:21.691								
1	9:32.645	8:44.919		20.741		26.985	163		7	3:47.658	3:04.584		20.995		22.079	163	
2	1:22.630	42.682		18.449		21.499	165	215	8	1:22.409	42.212		18.342		21.855	164	214
3	1:21.954	42.244		18.236		21.474	164	216	9	1:23.163	42.358		18.666		22.139	150	215
4	1:25.827	43.287		19.087		23.453	165	216	10	1:31.442	49.308		19.948		22.186	164	177
5	1:22.847	41.981		19.200		21.666	163	216	11	1:27.182	42.416		18.329		26.437		216
6	1:26.906	42.037		18.277		26.592		216									

27	Christopher Mies, DEU/ Rene Rast, DEU								theoretical besttime: 1:21.671								
1	11:17.469	10:33.429		20.266		23.774	164		6	1:37.986	48.077		25.146		24.763	164	217
2	1:26.896	42.964		18.559		25.373	165	215	7	1:21.924	41.968		18.257		21.699	164	215
3	1:22.054	42.014		18.413		21.627	165	215	8	1:29.482	42.099		22.055		25.328	163	216
4	1:21.689	41.856		18.275		21.558	164	217	9	1:22.015	42.038		18.337		21.640	163	214
5	1:21.863	41.899		18.383		21.581	166	218	10	1:35.254	46.836		21.409		27.009		216

28	Christer Jöns, DEU/ Markus Winkelhock, DEU								theoretical besttime: 1:21.895								
1	2:09.498	1:27.988		19.151		22.359	165		7	6:44.745	6:01.871		20.121		22.753	165	
2	1:25.499	42.603		18.558		24.338	166	214	8	1:22.336	42.022		18.540		21.774	164	214
3	1:23.586	42.343		18.615		22.628	164	216	9	1:22.365	42.177		18.518		21.670	164	214
4	1:22.246	42.083		18.367		21.796	164	216	10	1:22.015	41.960		18.487		21.568	162	215
5	1:22.137	42.034		18.394		21.709	164	216	11	1:26.868	42.157		18.427		26.284		215



ADAC GT Masters

Lap analysis Qualifying 1



Provisional

Sachsenring, Length: 3645 m

Air temperature: 23.1°C

Track temperature: 29.7°C

Weather condition: Dry

DMSB Reg. Nr.: 167/13
Deutscher Motor Sport Bund e.V.

Friday 7.6.2013 15:40

Lap	Time	SE1	SP1	SE2	SP2	SE3	SP3	TSP	Lap	Time	SE1	SP1	SE2	SP2	SE3	SP3	TSP
6	1:27.906	42.364		18.860		26.682		216									

40 Gerd Beisel, DEU/ Sven Barth, DEU

theoretical besttime: 1:26.685

1	2:31.933	1:41.536		25.845		24.552	160		6	1:35.288	45.202		21.474		28.612	223
2	1:31.858	46.435		22.222		23.201	165	219	7	13:02.809	12:15.085		23.869		23.855	163
3	1:27.869	44.746		20.396		22.727	163	222	8	1:27.082	43.971		20.095		23.016	163
4	1:28.062	44.952		20.351		22.759	167	221	9	1:28.001	44.394		20.608		22.999	164
5	1:27.492	44.529		20.344		22.619	165	223	10	1:32.570	44.850		20.214		27.506	221

45 Michael Schulze, DEU/ Tobias Schulze, DEU

theoretical besttime: 1:22.254

1	3:00.314	2:06.997		24.421		28.896	165		6	1:22.740	<i>42.406</i>		18.606		21.728	164
2	1:23.169	43.095		18.487		21.587	165	218	7	1:23.678	42.913		18.642		22.123	164
3	1:22.868	42.700		18.261		21.907	162	219	8	1:23.720	42.808		18.849		22.063	163
4	1:37.561	48.157		20.928		28.476		213	9	1:23.586	42.899		18.574		22.113	164
5	13:48.715	13:06.778		19.826		22.111	165		10	1:38.589	49.074		21.762		27.753	215

46 Martin Matzke, CZE/ Yelmer Buurman, NLD

theoretical besttime: 1:22.313

1	12:08.177	11:26.145		19.792		22.240	163		4	1:22.614	<i>42.411</i>		18.521		21.682	164
2	1:23.173	42.811		18.630		21.732	163	213	5	1:22.827	42.753		18.365		21.709	161
3	1:22.849	42.622		18.690		21.537	163	215	6	1:26.804	43.000		18.780		25.024	214

47 Paul Green, DEU/ Niclas Kentenich, DEU

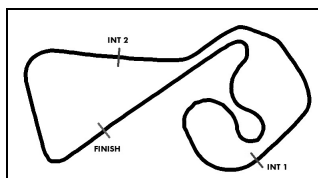
theoretical besttime: 1:23.921

1	5:49.445	5:01.326		22.448		25.671	156		5	1:24.547	43.285		18.572		22.690	163
2	1:28.857	46.657		19.511		22.689	161	212	6	1:24.392	<i>43.116</i>		18.821		22.455	165
3	1:24.894	43.715		18.880		22.299	161	214	7	1:35.109	46.207		21.110		27.792	217
4	1:23.981	43.153		18.595		22.233	163	216								

100 Daniel Dobitsch, AUT/ Aditya Patel, IND

theoretical besttime: 1:22.007

1	3:27.867	2:40.080		22.508		25.279	153		7	1:30.688	42.359		21.708		26.621	164
2	1:27.909	45.689		19.940		22.280	165	210	8	1:22.216	<i>42.020</i>		18.477		21.719	165
3	1:22.352	42.365		18.452		21.535	167	216	9	1:25.168	42.275		18.806		24.087	151
4	1:22.280	42.166		18.478		21.636	166	217	10	1:28.665	46.728		19.738		22.199	166
5	1:33.369	43.105		21.640		28.624		218	11	1:26.478	42.201		18.512		25.765	218
6	12:13.913	11:32.055		19.487		22.371	165									



ADAC GT Masters

Vmax list Qualifying 1

Provisional



Sachsenring, Length: 3645 m

Air temperature: 23.0°C

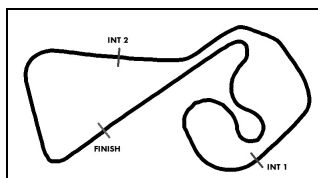
Track temperature: 29.7°C

Weather condition: Dry

DMSB Reg. Nr.: 167/13
Deutscher Motor Sport Bund e.V.

Friday 7.6.2013 15:40

Nr	Team, Car, Driver, Nat	Top speed
3	Callaway Competition, Corvette Z06.R GT3 Wirth Andreas , DEU Hohenadel Christian , DEU	225,71 km/h
2	Callaway Competition, Corvette Z06.R GT3 Alessi Diego , ITA Keilwitz Daniel , DEU	225,66 km/h
18	Callaway Competition, Corvette Z06.R GT3 Seiler Toni , CHE Tweraser Gerhard , AUT	224,44 km/h
40	RWT Racing Team, Corvette Z06.R GT3 Beisel Gerd , DEU Barth Sven , DEU	222,77 km/h
10	Polarweiss Racing, Mercedes Benz SLS AMG GT3 Buhk Maximilian , DEU Götz Maximilian , DEU	221,77 km/h
17	Callaway Competition, Corvette Z06.R GT3 Lips Remo , CHE Marioneck Lennart , DEU	221,72 km/h
6	Farnbacher Racing, Porsche 911 GT3 R Farnbacher Mario , DEU Frommenwiler Philipp , CHE	220,95 km/h
11	Polarweiss Racing, Mercedes Benz SLS AMG GT3 Afanasiev Sergey , RUS Simonsen Andreas , SWE	220,68 km/h
5	Farnbacher Racing, Porsche 911 GT3 R Nielsen Christina , DNK Seefried Marco , DEU	219,69 km/h
9	Tonino powered by Herberth Motorsport, Porsche 911 GT3 Bourdeaux Rene , DEU Renauer Alfred , DEU	219,65 km/h
45	Schulze Motorsport, Nissan GT-R NISMO GT3 Schulze Michael , DEU Schulze Tobias , DEU	219,56 km/h
7	Farnbacher Racing, Porsche 911 GT3 R Aeberhard Jürg , CHE Pivoda Tomas , CZE	218,98 km/h
14	Lambda Performance, Ford GT GT3 Kechele Frank , DEU Schwager Dominik , BEL	218,89 km/h
8	Tonino powered by Herberth Motorsport, Porsche 911 GT3 Renauer Robert , DEU Ragginger Martin , AUT	218,23 km/h



ADAC GT Masters

Vmax list Qualifying 1

Provisional



Sachsenring, Length: 3645 m

Air temperature: 23.0°C

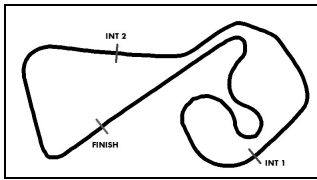
Track temperature: 29.7°C

Weather condition: Dry

DMSB Reg. Nr.: 167/13
Deutscher Motor Sport Bund e.V.

Friday 7.6.2013 15:40

Nr	Team, Car, Driver, Nat	Top speed
100	MS RACING, Audi R8 LMS Ultra Dobitsch Daniel , AUT Patel Aditya , IND	217,83 km/h
1	MS RACING, Audi R8 LMS Ultra Stoll Florian , DEU Asch Sebastian , DEU	217,74 km/h
27	Prosperia C. Abt Racing, Audi R8 LMS Ultra Mies Christopher , DEU Rast Rene , DEU	217,65 km/h
21	Team rhino's Leipert Motorsport, Lamborghini Gallardo FL Hamprecht Fabian , DEU Kox Peter , NLD	217,48 km/h
20	PIXUM Team Schubert, BMW Z4 GT3 Sandritter Max , DEU Klingmann Jens , DEU	217,43 km/h
47	Vita4One Racing Team, BMW Z4 GT3 Green Paul , DEU Kentenich Niclas , DEU	217,13 km/h
12	DB Motorsport, BMW Z4 GT3 Knap Simon , NLD den Boer Jeroen , NLD	216,91 km/h
26	Prosperia C. Abt Racing, Audi R8 LMS Ultra Frey Rahel , CHE Haase Christopher , DEU	216,43 km/h
28	Prosperia C. Abt Racing, Audi R8 LMS Ultra Jöns Christer , DEU Winkelhock Markus , DEU	216,13 km/h
22	Team rhino's Leipert Motorsport, Lamborghini Gallardo FL Leganov Eduard , CZE Leipert Marcel , DEU	216,00 km/h
19	PIXUM Team Schubert, BMW Z4 GT3 Hürtgen Claudia , DEU Baumann Dominik , AUT	215,78 km/h
46	Vita4One Racing Team, BMW Z4 GT3 Matzke Martin , CZE Buurman Yelmer , NLD	215,66 km/h
4	Team GW-Schütz, Porsche 911 GT3 R Engelhart Christian , DEU Armindo Nicolas , FRA	215,18 km/h
16	THE BOSS YACO Racing, Audi R8 LMS Ultra Geipel Philip , DEU Mamerow Christian , DEU	214,93 km/h



ADAC GT Masters

Start Grid Race 1

Official



Sachsenring, Length: 3645 m

Air temperature: 19.8°C

Track temperature: 20.0°C

Weather condition: Dry



Reg. Nr.: 167/13

Saturday 8.6.2013 12:15

4 Team GW-Schütz	1:21.706
Christian Engelhart*/ Nicolas Armindo	
10 Polarweiss Racing	1:21.900
Maximilian Buhk*/ Maximilian Götz	
26 Prosperia C. Abt Racing	1:21.954
Rahel Frey*/ Christopher Haase	
8 Tonino powered by Herberth Moto	1:22.002
Robert Renauer*/ Martin Ragginger	
100 MS RACING	1:22.216
Daniel Dobitsch*/ Aditya Patel	
6 Farnbacher Racing	1:22.421
Mario Farnbacher*/ Philipp Frommenwiler	
46 Vita4One Racing Team	1:22.614
Martin Matzke*/ Yelmer Buurman	
1 MS RACING	1:22.653
Florian Stoll*/ Sebastian Asch	
11 Polarweiss Racing	1:22.730
Sergey Afanasiev*/ Andreas Simonsen	
9 Tonino powered by Herberth Moto	1:23.172
Rene Bourdeaux*/ Alfred Renauer	
21 Team rhino's Leipert Motorsport	1:23.411
Fabian Hamprecht*/ Peter Kox	
5 Farnbacher Racing	1:23.533
Christina Nielsen*/ Marco Seefried	
22 Team rhino's Leipert Motorsport	1:24.966
Eduard Leganov*/ Marcel Leipert	
18 Callaway Competition	1:23.667
Toni Seiler*/ Gerhard Tweraser	

- 1
- 2
- 3
- 4
- 5
- 6
- 7
- 8
- 9
- 10
- 11
- 12
- 13
- 14

POLE POSITION

27 Prosperia C. Abt Racing	1:21.689
Christopher Mies*/ Rene Rast	
20 PIXUM Team Schubert	1:21.790
Max Sandritter*/ Jens Klingmann	
14 Lambda Performance	1:21.923
Frank Kechele*/ Dominik Schwager	
19 PIXUM Team Schubert	1:21.978
Claudia Hürtgen*/ Dominik Baumann	
28 Prosperia C. Abt Racing	1:22.015
Christer Jöns*/ Markus Winkelhock	
2 Callaway Competition	1:22.349
Diego Alessi*/ Daniel Keilwitz	
3 Callaway Competition	1:22.585
Andreas Wirth*/ Christian Hohenadel	
12 DB Motorsport	1:22.160
Simon Knap*/ Jeroen den Boer	
16 THE BOSS YACO Racing	1:22.715
Philip Geipel*/ Christian Mamerow	
45 Schulze Motorsport	1:22.740
Michael Schulze*/ Tobias Schulze	
17 Callaway Competition	1:23.386
Remo Lips*/ Lennart Marioneck	
7 Farnbacher Racing	1:23.448
Jürg Aeberhard*/ Tomas Pivoda	
47 Vita4One Racing Team	1:23.981
Paul Green*/ Niclas Kentenich	
40 RWT Racing Team	1:27.082
Gerd Beisel*/ Sven Barth	

Following Race Director decision no. 3 - drop of 5 grid positions for car no. 18

Following Race Director decision no. 8 - drop of 5 grid positions for car no. 12

* Marks the starting driver

Publications Time:

Race Director:

Time Keeping: