



ADAC Formel Masters

Result List Qualifying



Provisional

DMSB Reg. Nr.: 167/13
Deutscher Motor Sport Bund e.V.

Friday 7.6.2013 14:55

Sachsenring, Length: 3645 m

Air temperature: 24.6°C

Track temperature: 32.4°C

Weather condition: Dry

started : 20 classified : 20 not classified : 0

	Competitor Drivers	Sponsor Car	Lap	Best Time	Gap	Diff	Kph	Day Time
1	15 ADAC Berlin-Brandenburg e.V. A.Picariello(BEL)	Formel ADAC powered by Volkswagen	11	1:23.065			158,0	15:19:43
2	11 ADAC Berlin-Brandenburg e.V. H.Grapp(DEU)	Formel ADAC powered by Volkswagen	12	1:23.166	0.101	0.101	157,8	15:20:24
3	9 ADAC Berlin-Brandenburg e.V. M.Günther(DEU)	Formel ADAC powered by Volkswagen	6	1:23.315	0.250	0.149	157,5	15:07:29
4	7 Neuhauser Racing Team N.Beer(DEN)	Formel ADAC powered by Volkswagen	19	1:23.372	0.307	0.057	157,4	15:25:32
5	6 Neuhauser Racing Team M.Dienst(DEU)	ADAC Nordbaden e.V. Formel ADAC powered by Volkswagen	17	1:23.509	0.444	0.137	157,1	15:23:27
6	5 Lotus I.Dontje(NLD)	Formel ADAC powered by Volkswagen	8	1:23.536	0.471	0.027	157,1	15:08:35
7	16 Schiller-Motorsport J.Kremer(DEU)	Formel ADAC powered by Volkswagen	9	1:23.555	0.490	0.019	157,0	15:23:28
8	3 Lotus M.Jensen(DNK)	Formel ADAC powered by Volkswagen	7	1:23.626	0.561	0.071	156,9	15:07:19
9	26 KUG Motorsport R.Boschung(CHE)	Formel ADAC powered by Volkswagen	13	1:23.636	0.571	0.010	156,9	15:24:42
10	10 ADAC Berlin-Brandenburg e.V. K.Schramm(DEU)	ADAC Berlin-Brandenburg e.V. Formel ADAC powered by Volkswagen	16	1:23.698	0.633	0.062	156,8	15:22:34
11	4 Lotus B.Visser(NLD)	Formel ADAC powered by Volkswagen	20	1:23.832	0.767	0.134	156,5	15:28:34
12	2 Lotus C.O'Keeffe(RSA)	Formel ADAC powered by Volkswagen	15	1:23.949	0.884	0.117	156,3	15:21:29
13	17 Schiller Motorsport F.Schiller(DEU)	Formel ADAC powered by Volkswagen	8	1:23.973	0.908	0.024	156,3	15:12:26
14	27 KUG Motorsport F.Herzog(DEU)	Formel ADAC powered by Volkswagen	13	1:24.357	1.292	0.384	155,6	15:21:29
15	8 Neuhauser Racing Team S.Riener(AUT)	Formel ADAC powered by Volkswagen	14	1:24.585	1.520	0.228	155,1	15:19:07
16	19 KSW Motorsport K.Giersiepen(DEU)	ADAC Westfalen Team Sport Formel ADAC powered by Volkswagen	20	1:24.902	1.837	0.317	154,6	15:28:11
17	24 KUG Motorsport S.Kox(NLD)	Formel ADAC powered by Volkswagen	18	1:25.067	2.002	0.165	154,3	15:27:27
18	22 JBR Motorsport & Engineering GmbH B.Gentgen(DEU)	ADAC Nordrhein e.V. Formel ADAC powered by Volkswagen	21	1:25.679	2.614	0.612	153,2	15:28:38
19	14 ADAC Berlin-Brandenburg e.V. G.Maggi(CHE)	Formel ADAC powered by Volkswagen	14	1:25.978	2.913	0.299	152,6	15:21:34
20	20 KSW Motorsport M.Gatz(DEU)	ADAC Westfalen Team Sport Formel ADAC powered by Volkswagen	3	1:27.812	4.747	1.834	149,4	15:00:17

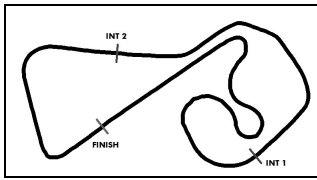
Qualifying Time: 1:31.500 MIN LAPS : 2 Percent: 110%

Subject to final scrutineering!

Publications Time:

Clerk of the course:

Time Keeping:



ADAC Formel Masters



Lap analysis Qualifying

Provisional

Sachsenring, Length: 3645 m

Air temperature: 24.7°C

Track temperature: 32.3°C

Weather condition: Dry

DMSB Reg. Nr.: 167/13
Deutscher Motor Sport Bund e.V.

Friday 7.6.2013 14:55

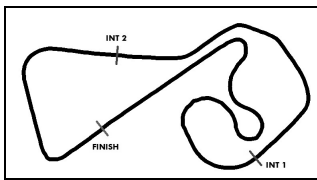
Lap	Time	SE1	SP1	SE2	SP2	SE3	SP3	TSP	Lap	Time	SE1	SP1	SE2	SP2	SE3	SP3	TSP
2	Callan O'Keeffe, RSA ,								theoretical besttime: 1:23.736								
1	1:48.195	1:00.536		22.340		25.319	119		11	1:32.471	43.892		19.605		28.974	183	
2	1:36.061	48.386		23.014		24.661	142	151	12	3:53.224	3:06.690		21.439		25.095	140	
3	1:24.915	43.738		18.957		22.220	143	181	13	1:36.464	52.496		20.549		23.419	145	155
4	1:24.411	43.459		18.753		22.199	143	183	14	1:24.723	43.742		18.798		22.183	145	185
5	1:46.540	43.285		23.827		39.428		184	15	1:23.949	43.256		18.664		22.029	144	184
6	2:54.196	2:09.849		19.414		24.933	143		16	1:28.971	43.334		18.632		27.005	144	184
7	1:24.169	43.311		18.597		22.261	143	183	17	1:26.932	44.576		20.301		22.055	144	183
8	1:32.144	43.454		24.793		23.897	145	184	18	1:24.005	43.160		18.631		22.214	145	184
9	1:24.225	43.189		18.629		22.407	143	185	19	1:25.347	43.780		19.302		22.265	145	184
10	1:24.346	43.464		18.742		22.140	144	184	20	1:23.962	43.110		18.668		22.184	143	185

3	Mikkel Jensen, DNK ,								theoretical besttime: 1:23.466								
1	1:48.999	1:02.068		21.893		25.038	139		11	1:36.727	46.076		20.516		30.135		184
2	1:32.915	48.375		21.157		23.383	143	156	12	3:10.360	2:24.632		20.564		25.164	139	
3	1:24.747	43.375		18.926		22.446	145	182	13	1:33.892	46.537		22.217		25.138	145	161
4	1:24.278	43.189		18.766		22.323	145	184	14	1:24.063	43.055		18.792		22.216	146	183
5	1:43.217	43.075		24.050		36.092		185	15	1:23.674	42.871		18.754		22.049	145	183
6	3:01.874	2:18.076		19.994		23.804	144		16	1:24.308	43.260		18.718		22.330	145	182
7	1:23.626	42.962		18.546		22.118	145	184	17	1:23.638	42.951		18.636		22.051	146	183
8	1:28.542	46.043		19.857		22.642	146	185	18	1:23.662	42.923		18.591		22.148	145	184
9	1:24.647	43.068		18.815		22.764	146	184	19	1:28.881	45.185		21.165		22.531	143	184
10	1:24.003	42.962		18.791		22.250	145	183	20	1:38.055	49.888		22.616		25.551	124	182

4	Beitske Visser, NLD ,								theoretical besttime: 1:23.716								
1	1:46.163	57.890		22.320		25.953	120		11	1:33.234	47.045		20.369		25.820	143	150
2	1:33.580	48.400		21.702		23.478	141	135	12	1:24.339	43.220		18.936		22.183	144	182
3	1:25.821	43.965		19.444		22.412	143	179	13	1:25.031	43.275		18.848		22.908	141	183
4	1:24.470	43.432		18.862		22.176	143	182	14	1:23.999	43.244		18.724		22.031	144	183
5	1:46.776	43.373		25.186		38.217		182	15	1:23.883	43.108		18.731		22.044	145	183
6	2:50.046	2:07.751		19.624		22.671	142		16	1:29.025	43.858		19.512		25.655	141	186
7	1:24.022	43.192		18.698		22.132	142	179	17	1:26.560	43.515		20.564		22.481	143	181
8	1:24.153	43.312		18.647		22.194	143	181	18	1:24.099	43.117		18.749		22.233	145	183
9	1:31.984	43.702		20.185		28.097		182	19	1:23.833	43.086		18.672		22.075	144	186
10	4:09.777	3:22.385		22.873		24.519	139		20	1:23.832	43.152		18.599		22.081	145	182

5	Indy Dontje, NLD ,								theoretical besttime: 1:23.457								
1	1:49.891	1:03.137		22.153		24.601	137		11	1:29.435	43.699		19.244		26.492		183
2	1:37.354	50.593		22.810		23.951	143	141	12	4:46.940	3:59.652		21.617		25.671	140	
3	1:24.443	43.444		18.857		22.142	144	182	13	1:26.920	45.633		18.924		22.363	143	152
4	1:23.805	43.175		18.596		22.034	143	183	14	1:24.088	43.308		18.654		22.126	144	182
5	1:46.254	43.217		23.091		39.946		184	15	1:23.643	43.134		18.505		22.004	145	182
6	2:46.274	2:04.405		19.255		22.614	143		16	1:23.807	43.241		18.577		21.989	144	183
7	1:24.035	43.391		18.626		22.018	145	182	17	1:23.766	43.201		18.556		22.009	145	182
8	1:23.536	43.033		18.453		22.050	145	184	18	1:24.044	43.300		18.595		22.149	144	184
9	1:28.511	44.022		20.154		24.335	143	185	19	1:23.553	43.015		18.515		22.023	146	184
10	1:23.951	43.315		18.544		22.092	144	183									177

6	Marvin Dienst, DEU ,								theoretical besttime: 1:23.476								
1	2:00.203	1:09.580		25.148		25.475	140		11	1:24.323	43.287		18.646		22.390	144	185
2	1:30.452	46.766		19.452		24.234	123	178	12	1:33.929	44.942		20.350		28.637		184
3	1:37.348	50.730		22.828		23.790	144	125	13	3:11.219	2:28.815		19.743		22.661	145	
4	1:24.320	43.505		18.673		22.142	145	184	14	1:24.419	43.690		18.719		22.010	147	184
5	1:58.350	51.427		30.801		36.122		186	15	1:24.254	43.554		18.703		21.997	145	184
6	2:28.569	1:45.309		19.466		23.794	145		16	1:23.897	43.272		18.635		21.990	146	183
7	1:25.066	43.909		18.928		22.229	145	183	17	1:23.509	43.114		18.509		21.886	146	184
8	1:24.372	43.452		18.639		22.281	146	184	18	1:26.147	43.346		18.882		23.919	141	185
9	1:24.492	43.312		18.597		22.583	146	187	19	1:27.940	46.374		19.432		22.134	146	177
10	1:28.416	47.276		18.950		22.190	146	188	20	1:23.811	43.081		18.654		22.076	146	185



ADAC Formel Masters

Lap analysis Qualifying



Provisional

Sachsenring, Length: 3645 m

Air temperature: 24.7°C

Track temperature: 32.3°C

Weather condition: Dry

DMSB Reg. Nr.: 167/13
Deutscher Motor Sport Bund e.V.

Friday 7.6.2013 14:55

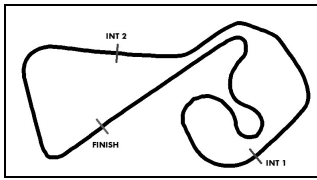
Lap	Time	SE1	SP1	SE2	SP2	SE3	SP3	TSP	Lap	Time	SE1	SP1	SE2	SP2	SE3	SP3	TSP
7 Nicolas Beer, DEN ,									theoretical besttime: 1:23.280								
1	1:59.793	1:09.012		25.336		25.445	139		12	1:31.467	43.699		18.868		28.900	184	
2	1:29.649	45.565		20.271		23.813	143	176	13	2:42.058	2:00.111		19.411		22.536	145	
3	1:37.820	51.168		22.601		24.051	144	130	14	1:24.145	43.435		18.580		22.130	145	184
4	1:24.353	43.478		18.605		22.270	143	182	15	1:24.925	43.025		19.608		22.292	144	184
5	1:57.400	50.751		30.636		36.013		183	16	1:23.794	43.271		18.536		21.987	145	183
6	2:21.378	1:38.751		19.394		23.233	144		17	1:28.157	43.447		20.065		24.645	144	183
7	1:23.951	43.204		18.448		22.299	142	182	18	1:23.891	43.237		18.511		22.143	143	180
8	1:23.606	43.188		18.444		21.974	144	183	19	1:23.372	42.979		18.459		21.934	145	183
9	1:25.292	42.983		18.897		23.412	145	185	20	1:23.417	43.057		18.411		21.949	144	184
10	1:23.507	43.148		18.367		21.992	144	184	21	1:23.513	43.010		18.457		22.046	145	184
11	1:23.822	43.126		18.437		22.259	143	183									185

8 Stefan Riener, AUT ,									theoretical besttime: 1:24.275								
1	1:51.247	1:04.355		21.973		24.919	138		10	1:31.697	48.797		20.425		22.475	145	147
2	1:36.960	51.371		22.568		23.021	144	150	11	1:32.261	43.781		21.569		26.911		183
3	1:25.413	44.052		18.894		22.467	143	183	12	2:57.648	2:12.297		22.419		22.932	145	
4	1:24.627	43.712		18.584		22.331	144	183	13	1:26.259	44.087		19.039		23.133	145	184
5	1:45.644	43.684		21.004		40.956		183	14	1:24.585	43.516		18.843		22.226	145	184
6	2:48.765	2:06.772		19.106		22.887	144		15	1:24.722	43.557		18.835		22.330	145	183
7	1:24.820	43.901		18.589		22.330	144	183	16	1:25.023	43.726		18.862		22.435	144	182
8	1:24.740	43.668		18.686		22.386	144	184	17	1:27.924	46.624		18.883		22.417	143	176
9	1:33.237	43.465		21.547		28.225	118	184	18	1:34.040	43.822		22.197		28.021		182

9 Maximilian Günther, DEU ,									theoretical besttime: 1:23.069								
1	3:15.967	2:29.980		22.353		23.634	140		9	3:56.312	3:12.416		21.262		22.634	143	
2	1:28.367	45.805		19.914		22.648	144	168	10	1:27.809	45.023		19.693		23.093	146	179
3	1:23.577	43.277		18.446		21.854	145	181	11	1:23.325	43.048		18.422		21.855	144	184
4	1:43.984	42.798		25.611		35.575		183	12	1:29.571	44.993		19.132		25.446	146	185
5	3:13.953	2:30.417		19.106		24.430	145		13	1:23.394	42.868		18.559		21.967	145	184
6	1:23.315	43.025		18.441		21.849	145	183	14	1:24.175	43.029		18.890		22.256	144	184
7	1:24.094	42.999		18.477		22.618	145	184	15	1:23.460	43.063		18.456		21.941	144	182
8	1:28.324	43.860		19.106		25.358		184	16	1:36.065	47.091		21.759		27.215		183

10 Kim Luis Schramm, DEU ,									theoretical besttime: 1:23.698								
1	2:04.714	1:13.235		26.119		25.360	139		10	1:35.300	48.384		21.013		25.903	144	183
2	1:31.576	47.096		20.810		23.670	143	167	11	1:25.168	43.975		19.190		22.003	145	182
3	1:26.281	44.509		19.538		22.234	143	179	12	1:29.098	43.768		19.409		25.921		184
4	1:24.755	43.531		18.995		22.229	143	181	13	3:20.679	2:32.536		24.823		23.320	144	
5	1:45.760	48.690		25.403		31.667		181	14	1:24.614	43.538		19.007		22.069	144	182
6	3:05.360	2:23.077		19.719		22.564	144		15	1:24.169	43.246		18.913		22.010	145	182
7	1:24.618	43.565		18.893		22.160	144	181	16	1:23.698	43.197		18.679		21.822	145	181
8	1:24.256	43.268		18.900		22.088	143	182	17	1:32.821	44.814		20.200		27.807		182
9	1:25.060	43.223		19.613		22.224	146	182									

11 Hendrik Grapp, DEU ,									theoretical besttime: 1:23.030								
1	3:14.339	2:20.816		26.976		26.547	137		8	5:04.829	4:19.468		21.086		24.275	139	
2	1:27.113	45.472		19.580		22.061	144	168	9	1:26.082	44.793		19.066		22.223	146	162
3	1:23.601	43.015		18.355		22.231	144	181	10	1:23.265	42.804		18.437		22.024	145	184
4	1:43.740	43.075		26.828		33.837		182	11	1:23.416	42.924		18.525		21.967	145	184
5	4:02.181	3:19.919		20.067		22.195	143		12	1:23.166	42.854		18.441		21.871	145	183
6	1:23.737	43.270		18.374		22.093	145	181	13	1:30.510	44.125		18.953		27.432		183
7	1:28.965	43.179		18.564		27.222		185									



ADAC Formel Masters



Lap analysis Qualifying

Provisional

Sachsenring, Length: 3645 m

Air temperature: 24.7°C

Track temperature: 32.3°C

Weather condition: Dry

DMSB Reg. Nr.: 167/13
Deutscher Motor Sport Bund e.V.

Friday 7.6.2013 14:55

Lap	Time	SE1	SP1	SE2	SP2	SE3	SP3	TSP	Lap	Time	SE1	SP1	SE2	SP2	SE3	SP3	TSP
14	Giorgio Maggi, CHE ,								theoretical besttime: 1:25.702								
1	2:21.835	1:28.960		25.866		27.009	128		10	1:31.744	44.676		19.342		27.726		180
2	1:35.658	49.441		21.768		24.449	138	155	11	4:47.502	4:02.294		21.336		23.872	145	
3	1:27.556	45.142		19.548		22.866	142	176	12	1:32.643	44.566		21.523		26.554	143	181
4	1:28.022	44.566		20.397		23.059	134	179	13	1:28.953	46.509		19.815		22.629	143	182
5	1:53.336	52.140		25.752		35.444		145	14	1:25.978	44.153		19.274		22.551	142	181
6	2:42.677	1:58.409		21.384		22.884	143		15	1:26.346	44.430		19.159		22.757	142	179
7	1:26.442	44.537		19.138		22.767	143	179	16	1:35.715	45.710		21.842		28.163		180
8	1:26.373	44.381		19.312		22.680	142	181									

15	Alessio Picariello, BEL ,								theoretical besttime: 1:22.994								
1	3:04.310	2:17.566		22.254		24.490	141		8	1:27.025	42.766		18.460		25.799		184
2	1:26.193	45.043		19.018		22.132	145	164	9	6:30.111	5:48.178		19.369		22.564	146	
3	1:23.274	42.897		18.553		21.824	146	181	10	1:26.950	42.815		20.863		23.272	147	184
4	1:31.108	42.806		20.814		27.488		182	11	1:23.065	42.772		18.525		21.768	146	185
5	3:44.794	3:03.971		18.774		22.049	146		12	1:23.164	42.804		18.508		21.852	146	183
6	1:23.127	42.811		18.467		21.849	146	184	13	1:33.069	46.556		20.030		26.483		180
7	1:23.376	42.891		18.544		21.941	145	184									

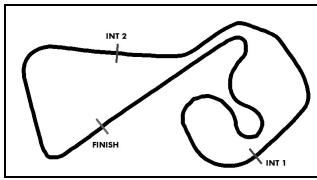
16	Jason Kremer, DEU ,								theoretical besttime: 1:23.444								
1	14:48.658	14:04.919		20.641		23.098	142		7	3:39.527	2:57.991		19.504		22.032	147	
2	1:25.497	44.809		18.738		21.950	146	175	8	1:23.857	43.165		18.743		21.949	147	182
3	1:23.647	43.124		18.416		22.107	145	181	9	1:23.555	43.079		18.445		22.031	146	183
4	1:23.654	43.157		18.452		22.045	147	182	10	1:30.392	45.023		22.974		22.395	145	184
5	1:32.194	50.397		19.781		22.016	146	154	11	1:34.956	45.022		22.008		27.926		183
6	1:28.168	43.414		19.012		25.742		183									

17	Fabian Schiller, DEU ,								theoretical besttime: 1:23.768								
1	2:12.254	1:22.856		23.313		26.085	138		8	1:23.973	42.957		18.963		22.053	148	182
2	1:41.597	48.944		21.691		30.962		171	9	1:31.259	46.278		22.268		22.713	146	183
3	3:53.927	2:52.469		28.004		33.454			10	1:24.269	43.269		18.924		22.076	147	183
4	4:00.210	3:15.051		21.602		23.557	143		11	1:23.989	42.927		18.817		22.245	147	185
5	1:26.117	44.551		19.243		22.323	146	177	12	1:30.991	45.074		22.904		23.013	147	183
6	1:24.458	43.124		19.039		22.295	146	182	13	1:45.090	47.978		26.651		30.461		183
7	1:24.408	43.363		19.021		22.024	146	183									

19	Kim Alexander Giersiepen, DEU ,								theoretical besttime: 1:24.732								
1	2:12.550	1:23.670		23.389		25.491	134		11	1:25.628	43.923		18.901		22.804	131	181
2	1:34.358	49.003		21.577		23.778	142	170	12	1:39.720	47.471		23.894		28.355	129	178
3	1:26.088	44.531		18.970		22.587	140	179	13	1:27.645	46.171		18.905		22.569	144	155
4	1:25.958	44.233		19.085		22.640	142	180	14	1:29.821	44.005		19.843		25.973		183
5	1:53.049	47.716		28.608		36.725		181	15	2:47.556	2:04.522		20.194		22.840	143	
6	3:01.811	2:19.818		19.429		22.564	142		16	1:25.176	43.931		18.972		22.273	143	179
7	1:25.311	43.864		18.937		22.510	143	180	17	1:25.226	43.872		18.869		22.485	141	180
8	1:25.730	44.205		19.031		22.494	142	181	18	1:25.403	44.214		18.947		22.242	144	180
9	1:25.593	44.205		18.888		22.500	143	181	19	1:25.099	43.834		18.887		22.378	143	182
10	1:25.041	43.727		18.779		22.535	141	182	20	1:24.902	43.878		18.763		22.261	143	182

20	Martin Gatz, DEU ,								theoretical besttime: 1:27.586								
1	2:13.784	1:25.920		22.694		25.170	134		3	1:27.812	45.267		19.498		23.047	140	178
2	1:35.691	49.103		21.568		25.020	140	157			45.041						178

22	Benedikt Gentgen, DEU ,								theoretical besttime: 1:25.288								
1	2:13.201	1:24.261		23.514		25.426	134		12	1:26.688	43.983		19.881		22.824	143	183
2	1:38.036	49.194		21.263		27.579	143	177	13	1:27.946	44.341		20.568		23.037	144	183
3	1:27.197	44.534		19.773		22.890	143	181	14	1:26.799	43.944		19.894		22.961	142	183
4	1:27.962	44.344		20.301		23.317	141	182	15	1:26.445	44.210		19.499		22.736	142	181
5	1:49.580	50.081		25.975		33.524		180	16	1:27.079	44.100		19.780		23.199	143	181



ADAC Formel Masters

Lap analysis Qualifying



Provisional

Sachsenring, Length: 3645 m

Air temperature: 24.7°C

Track temperature: 32.3°C

Weather condition: Dry

DMSB Reg. Nr.: 167/13
Deutscher Motor Sport Bund e.V.

Friday 7.6.2013 14:55

Lap	Time	SE1	SP1	SE2	SP2	SE3	SP3	TSP	Lap	Time	SE1	SP1	SE2	SP2	SE3	SP3	TSP
6	3:22.095	2:38.259		20.544		23.292	144		17	1:25.949	43.982		19.390		22.577	143	183
7	1:27.397	44.305		20.197		22.895	143	181	18	1:27.353	44.100		20.013		23.240	141	182
8	1:26.447	44.074		19.698		22.675	143	181	19	1:26.476	44.052		19.578		22.846	144	180
9	1:25.902	44.001		19.434		22.467	144	182	20	1:26.164	44.424		19.053		22.687	143	183
10	1:27.168	44.370		20.058		22.740	144	182	21	1:25.679	43.768		19.198		22.713	144	183
11	1:27.046	44.512		19.827		22.707	143	182									183

24 Stephane Kox, NLD ,

theoretical besttime: 1:24.972

1	2:02.063	1:11.768		25.204		25.091	143		10	1:25.576	43.876		19.138		22.562	146	186
2	1:29.297	46.603		19.710		22.984	144	183	11	1:25.744	43.854		19.244		22.646	146	187
3	1:26.154	44.421		19.069		22.664	145	186	12	1:25.900	43.973		19.283		22.644	145	185
4	1:26.036	44.240		19.340		22.456	146	185	13	1:26.195	43.932		19.624		22.639	144	186
5	1:44.271	43.934		21.322		39.015		185	14	1:34.971	47.837		23.321		23.813	146	187
6	6:57.773	6:10.317		23.365		24.091	143		15	1:25.645	43.882		19.247		22.516	145	183
7	1:27.793	44.790		20.123		22.880	145	183	16	1:26.604	43.870		19.767		22.967	146	183
8	1:26.349	44.475		19.252		22.622	144	184	17	1:25.666	43.761		19.409		22.496	146	184
9	1:26.388	44.390		19.468		22.530	148	184	18	1:25.067	43.856		19.035		22.176	148	185

26 Ralph Boschung, CHE ,

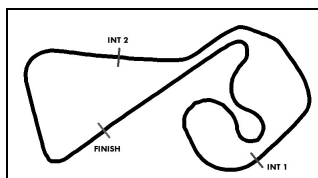
theoretical besttime: 1:23.361

1	3:06.511	2:06.880		28.017		31.614	143		9	1:28.510	46.124		19.612		22.774	144	184
2	1:25.067	43.948		18.844		22.275	145	181	10	1:28.448	43.462		18.514		26.472		185
3	1:24.262	43.614		18.493		22.155	144	183	11	4:03.695	3:19.656		19.310		24.729	143	
4	1:33.120	43.308		21.092		28.720		184	12	1:23.846	43.407		18.453		21.986	146	182
5	8:13.185	7:16.924		29.567		26.694	144		13	1:23.636	43.327		18.409		21.900	145	183
6	1:24.674	43.702		18.769		22.203	144	182	14	1:31.311	48.162		20.675		22.474	145	185
7	1:23.896	43.179		18.562		22.155	143	183	15	1:23.788	43.052		18.467		22.269	139	184
8	1:23.756	43.126		18.494		22.136	143	183									172

27 Florian Herzog, DEU ,

theoretical besttime: 1:23.939

1	2:01.001	1:10.963		24.458		25.580	142		10	1:24.600	43.421		18.693		22.486	141	185
2	1:29.457	47.025		19.198		23.234	140	182	11	1:29.161	44.496		20.392		24.273	141	184
3	1:24.615	43.753		18.710		22.152	144	183	12	1:24.532	43.547		18.747		22.238	145	184
4	1:24.529	43.650		18.756		22.123	143	185	13	1:24.357	43.351		18.721		22.285	142	185
5	1:45.902	43.327		20.909		41.666		185	14	1:24.767	43.574		18.814		22.379	143	183
6	8:26.891	7:44.114		19.936		22.841	143		15	1:46.754	52.399		27.109		27.246	142	184
7	1:25.389	43.661		19.038		22.690	140	182	16	1:24.565	43.514		18.715		22.336	143	183
8	1:24.579	43.463		18.657		22.459	141	182	17	1:24.418	43.159		18.820		22.439	142	183
9	1:24.407	43.266		18.813		22.328	144	183									183



ADAC Formel Masters

Vmax list Qualifying

Provisional



Sachsenring, Length: 3645 m

Air temperature: 24.7°C

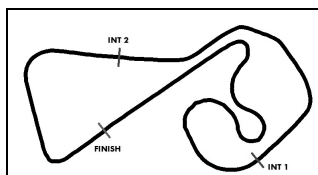
Track temperature: 32.5°C

Weather condition: Dry

DMSB Reg. Nr.: 167/13
Deutscher Motor Sport Bund e.V.

Friday 7.6.2013 14:55

Nr	Team, Car, Driver, Nat	Top speed
6	Neuhauser Racing TEAM, Formel ADAC powered by Volkswagen Dienst Marvin , DEU	187,60 km/h
24	KUG Motorsport, Formel ADAC powered by Volkswagen Kox Stephane , NLD	187,44 km/h
4	Lotus, Formel ADAC powered by Volkswagen Visser Beitske , NLD	185,50 km/h
11	ADAC Berlin-Brandenburg e.V., Formel ADAC powered by Volkswagen Grapp Hendrik , DEU	185,38 km/h
9	Mücke-Motorsport, Formel ADAC powered by Volkswagen Günther Maximilian , DEU	185,25 km/h
26	KUG Motorsport, Formel ADAC powered by Volkswagen Boschung Ralph , CHE	185,22 km/h
2	Lotus, Formel ADAC powered by Volkswagen O'Keeffe Callan , RSA	185,19 km/h
17	Schiller-Motorsport, Formel ADAC powered by Volkswagen Schiller Fabian , DEU	185,09 km/h
3	Lotus, Formel ADAC powered by Volkswagen Jensen Mikkel , DNK	185,00 km/h
5	Lotus, Formel ADAC powered by Volkswagen Dontje Indy , NLD	184,96 km/h
27	KUG Motorsport, Formel ADAC powered by Volkswagen Herzog Florian , DEU	184,93 km/h
7	Neuhauser Racing TEAM, Formel ADAC powered by Volkswagen Beer Nicolas , DEN	184,80 km/h
15	ADAC Berlin-Brandenburg e.V., Formel ADAC powered by Volkswagen Picariello Alessio , BEL	184,52 km/h
8	Neuhauser Racing TEAM, Formel ADAC powered by Volkswagen Riener Stefan , AUT	184,27 km/h
16	Schiller-Motorsport, Formel ADAC powered by Volkswagen Kremer Jason , DEU	183,74 km/h
10	Mücke-Motorsport, Formel ADAC powered by Volkswagen Schramm Kim Luis , DEU	183,58 km/h
22	JBR Motorsport & Engineering GmbH, Formel ADAC powered by Volkswagen Gentgen Benedikt , DEU	183,45 km/h
19	KSW Motorsport, Formel ADAC powered by Volkswagen Giersiepen Kim Alexander , DEU	182,77 km/h
14	ADAC Berlin-Brandenburg e.V., Formel ADAC powered by Volkswagen Maggi Giorgio , CHE	182,28 km/h
20	KSW Motorsport, Formel ADAC powered by Volkswagen Gatz Martin , DEU	178,39 km/h



ADAC Formel Masters

Result List Qualifying 2nd Best



Provisional

Sachsenring, Length: 3645 m

Air temperature: 25.2°C

Track temperature: 33.9°C

Weather condition: Dry



Reg. Nr.: 167/13

Friday 7.6.2013 14:55

started : 20 classified : 19 not classified : 1

Drivers	Sponsor	Car	Lap	Best Time	Gap	Diff	Kph	Day Time
1 15 A.Picariello		Formel ADAC powerd by Volksw:	6	1:23.127			157,9	15:07:32
2 11 H.Grapp		Formel ADAC powerd by Volksw:	10	1:23.265	0.138	0.138	157,6	15:17:37
3 9 M.Günther		Formel ADAC powerd by Volksw:	11	1:23.325	0.060	0.198	157,5	15:17:08
4 7 N.Beer		Formel ADAC powerd by Volksw:	20	1:23.417	0.092	0.290	157,3	15:26:55
5 5 I.Dontje		Formel ADAC powerd by Volksw:	19	1:23.553	0.136	0.426	157,1	15:27:34
6 3 M.Jensen		Formel ADAC powerd by Volksw:	17	1:23.638	0.085	0.511	156,9	15:23:33
7 16 J.Kremer		Formel ADAC powerd by Volksw:	3	1:23.647	0.009	0.520	156,9	15:12:37
8 26 R.Boschung		Formel ADAC powerd by Volksw:	8	1:23.756	0.109	0.629	156,7	15:14:54
9 6 M.Dienst	ADAC Nordbaden e.V.	Formel ADAC powerd by Volksw:	20	1:23.811	0.055	0.684	156,6	15:27:44
10 4 B.Visser		Formel ADAC powerd by Volksw:	19	1:23.833	0.022	0.706	156,5	15:27:10
11 2 C.O'Keeffe		Formel ADAC powerd by Volksw:	20	1:23.962	0.129	0.835	156,3	15:28:39
12 17 F.Schiller		Formel ADAC powerd by Volksw:	11	1:23.989	0.027	0.862	156,2	15:16:46
13 10 K.Schramm	ADAC Berlin-Brandenburg e.V.	Formel ADAC powerd by Volksw:	15	1:24.169	0.180	1.042	155,9	15:21:11
14 27 F.Herzog		Formel ADAC powerd by Volksw:	9	1:24.407	0.238	1.280	155,5	15:15:46
15 8 S.Riener		Formel ADAC powerd by Volksw:	4	1:24.627	0.220	1.500	155,1	15:01:18
16 19 K.Giersiepen	ADAC Westfalen Team Sport	Formel ADAC powerd by Volksw:	10	1:25.041	0.414	1.914	154,3	15:12:15
17 24 S.Kox		Formel ADAC powerd by Volksw:	10	1:25.576	0.535	2.449	153,3	15:15:51
18 22 B.Gentgen	ADAC Nordrhein e.V.	Formel ADAC powerd by Volksw:	9	1:25.902	0.326	2.775	152,8	15:11:17
19 14 G.Maggi		Formel ADAC powerd by Volksw:	9	1:26.068	0.166	2.941	152,5	15:10:47
not classified								
20 M.Gatz	ADAC Westfalen Team Sport	Formel ADAC powerd by Volksw:	2	1:35.691	9.623	12.564	137,1	14:58:49

Qualifying Time: 1:31.562 Percent: 110%

Subject to final scrutineering!

Publications Time:

Clerk of the course:

Time Keeping: