

# ADAC GT Masters

## Results Free Practice 2



Provisional

Sachsenring, Length: 3645 m

Air temperature: 21.0°C

Track temperature: 27.4°C

Weather condition: Dry

**DMSB** Reg. Nr.: 167/13  
Deutscher Motor Sport Bund e.V.

Friday 7.6.2013 11:15

started : 28      classified : 28      not classified : 0

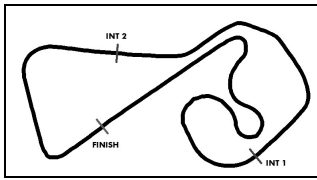
	Drivers	Team	Car	Lap	Best Time	Gap	Diff	Kph	Day Time
1	4 C.Engelhart/N.Armino	Team GW-Schütz	Porsche 911 GT3 R	22	<b>1:21.258</b>			161,5	11:57:27
2	27 C.Mies/R.Rast	Prosperia C. Abt Racing	Audi R8 LMS Ultra	25	<b>1:21.718</b>	0.460	0.460	160,6	12:05:30
3	46 M.Matzke/Y.Buurman	Vita4One Racing Team	BMW Z4 GT3	22	<b>1:21.752</b>	0.494	0.034	160,5	11:57:22
4	20 M.Sandritter/J.Klingmann	PIXUM Team Schubert	BMW Z4 GT3	24	<b>1:21.759</b>	0.501	0.007	160,5	12:06:37
5	10 M.Buhk/M.Götz	Polarweiss Racing	Mercedes Benz SLS AMG GT3	30	<b>1:21.956</b>	0.698	0.197	160,1	12:11:55
6	2 D.Alessi/D.Keilwitz	Callaway Competition	Corvette Z06.R GT3	30	<b>1:21.966</b>	0.708	0.010	160,1	12:15:29
7	28 C.Jöns/M.Winkelhock	Prosperia C. Abt Racing	Audi R8 LMS Ultra	18	<b>1:21.984</b>	0.726	0.018	160,1	11:53:54
8	9 R.Bourdeaux(*G*)/A.Renauer	Tonino powered by Herberth Motors	Porsche 911 GT3 R	21	<b>1:22.002</b>	0.744	0.018	160,0	11:55:45
9	1 F.Stoll/S.Asch	MS RACING	Audi R8 LMS Ultra	21	<b>1:22.031</b>	0.773	0.029	160,0	11:55:16
10	11 S.Afanasiev/A.Simonsen	Polarweiss Racing	Mercedes Benz SLS AMG GT3	31	<b>1:22.159</b>	0.901	0.128	159,7	12:13:34
11	47 P.Green(*G*)/N.Kentenich	Vita4One Racing Team	BMW Z4 GT3	30	<b>1:22.204</b>	0.946	0.045	159,6	12:13:29
12	8 R.Renauer/M.Ragginger	Tonino powered by Herberth Motors	Porsche 911 GT3 R	24	<b>1:22.212</b>	0.954	0.008	159,6	12:01:36
13	100 D.Dobitsch/A.Patel	MS RACING	Audi R8 LMS Ultra	30	<b>1:22.218</b>	0.960	0.006	159,6	12:11:46
14	19 C.Hürtgen/D.Baumann	PIXUM Team Schubert	BMW Z4 GT3	11	<b>1:22.229</b>	0.971	0.011	159,6	11:40:12
15	26 R.Frey/C.Haase	Prosperia C. Abt Racing	Audi R8 LMS Ultra	13	<b>1:22.275</b>	1.017	0.046	159,5	11:37:50
16	14 F.Kechele/D.Schwager	Lambda Performance	Ford GT GT3	26	<b>1:22.286</b>	1.028	0.011	159,5	12:11:30
17	16 P.Geipel/C.Mamerow	THE BOSS YACO Racing	Audi R8 LMS Ultra	13	<b>1:22.425</b>	1.167	0.139	159,2	11:37:12
18	12 S.Knap/J.den Boer	DB Motorsport	BMW Z4 GT3	32	<b>1:22.733</b>	1.475	0.308	158,6	12:12:51
19	5 C.Nielsen(*G*)/M.Seefried	Farnbacher Racing	Porsche 911 GT3 R	16	<b>1:22.799</b>	1.541	0.066	158,5	11:50:54
20	45 M.Schulze/T.Schulze	Schulze Motorsport	Nissan GT-R NISMO GT3	20	<b>1:22.947</b>	1.689	0.148	158,2	11:53:45
21	6 M.Farnbacher/P.Frommenwiler	Farnbacher Racing	Porsche 911 GT3 R	9	<b>1:22.994</b>	1.736	0.047	158,1	11:36:22
22	3 A.Wirth/C.Hohenadel	Callaway Competition	Corvette Z06.R GT3	17	<b>1:23.061</b>	1.803	0.067	158,0	11:53:48
23	7 J.Aeberhard/T.Pivoda	Farnbacher Racing	Porsche 911 GT3 R	8	<b>1:23.174</b>	1.916	0.113	157,8	11:40:59
24	17 R.Lips(*G*)/L.Marionek	Callaway Competition	Corvette Z06.R GT3	33	<b>1:23.379</b>	2.121	0.205	157,4	12:12:19
25	18 T.Seiler(*G*)/G.Tweraser	Callaway Competition	Corvette Z06.R GT3	8	<b>1:23.589</b>	2.331	0.210	157,0	11:27:59
26	21 F.Hamprecht/P.Kox	Team rhino's Leipert Motorsport	Lamborghini Gallardo FL2	10	<b>1:23.689</b>	2.431	0.100	156,8	11:56:08
27	40 G.Beisel(*G*)/S.Barth	RWT Racing Team	Corvette Z06.R GT3	12	<b>1:23.814</b>	2.556	0.125	156,6	11:40:44
28	22 E.Leganov(*G*)/M.Leipert	Team rhino's Leipert Motorsport	Lamborghini Gallardo FL2	13	<b>1:25.970</b>	4.712	2.156	152,6	11:35:56

Subject to final scrutineering!

Publications Time:

Clerk of the course:

Time Keeping:



# ADAC GT Masters

## Lap analysis Free Practice 2



Provisional

Sachsenring, Length: 3645 m

Air temperature: 20.9°C

Track temperature: 27.3°C

Weather condition: Dry



Reg. Nr.: 167/13

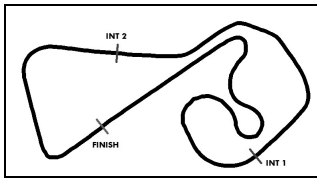
Friday 7.6.2013 11:15

Lap	Time	SE1	SP1	SE2	SP2	SE3	SP3	TSP	Lap	Time	SE1	SP1	SE2	SP2	SE3	SP3	TSP
<b>1 Florian Stoll, DEU/ Sebastian Asch, DEU</b>									<b>theoretical besttime: 1:21.703</b>								
1	2:54.821	2:10.389		21.798		22.634	161		18	2:45.182	2:04.259		19.022		21.901	166	
2	1:25.362	43.983		19.248		22.131	163	214	19	1:22.224	42.436		18.263		<b>21.525</b>	165	217
3	1:23.883	43.198		18.838		21.847	164	215	20	1:22.035	42.046		18.340		21.649	165	217
4	1:23.846	43.066		18.766		22.014	162	216	<b>21</b>	<b>1:22.031</b>	42.134		18.322		21.575	<b>166</b>	217
5	1:24.196	43.186		18.897		22.113	162	215	22	1:24.015	41.955		19.716		22.344	164	<b>220</b>
6	1:30.236	43.346		21.978		24.912	162	216	23	1:25.658	42.027		<b>18.223</b>		25.408		217
7	1:28.218	43.151		18.704		26.363		215	24	4:33.415	3:52.111		19.111		22.193	164	
8	5:14.231	4:29.245		21.043		23.943	163		25	1:26.553	42.598		18.418		25.537	164	216
9	1:25.154	43.625		19.491		22.038	163	214	26	1:23.504	42.806		18.732		21.966	162	215
10	1:23.261	42.696		18.567		21.998	164	216	27	1:27.574	42.676		19.621		25.277		217
11	1:24.275	43.042		19.016		22.217	163	217	28	2:26.073	1:43.899		19.348		22.826	165	
12	1:24.824	43.595		19.049		22.180	163	216	29	1:24.112	42.889		18.657		22.566	164	218
13	1:28.618	42.904		19.197		26.517		216	30	1:23.066	42.601		18.576		21.889	165	218
14	5:16.330	4:34.123		19.293		22.914	165		31	1:22.472	42.433		18.413		21.626	166	218
15	1:25.305	43.172		18.846		23.287	165	216	32	1:22.451	42.333		18.439		21.679	165	218
16	1:24.160	42.838		18.667		22.655	166	217	33	1:22.706	42.318		18.578		21.810	164	217
17	1:28.132	42.702		18.927		26.503		218	34	1:28.848	44.695		18.778		25.375		182

<b>2 Diego Alessi, ITA/ Daniel Keilwitz, DEU</b>									<b>theoretical besttime: 1:21.864</b>								
1	2:05.706	1:19.402		22.087		24.217	161		17	1:26.685	42.527		18.903		25.255		224
2	1:37.832	45.606		20.992		31.234	164	217	18	3:55.920	3:15.020		18.648		22.252	168	
3	1:25.386	43.313		19.165		22.908	165	220	19	1:23.904	42.816		18.952		22.136	168	223
4	1:23.462	42.841		18.688		21.933	167	220	20	1:25.294	43.036		19.815		22.443	166	<b>226</b>
5	1:28.342	46.614		19.757		21.971	168	221	21	1:23.188	42.500		18.582		22.106	169	223
6	1:23.469	42.895		18.666		21.908	165	221	22	1:26.871	42.686		18.539		25.646		223
7	1:23.355	42.750		18.801		21.804	166	223	23	4:50.311	4:10.028		18.645		21.638	168	
8	1:23.331	42.710		18.570		22.051	167	223	24	1:22.418	42.340		18.400		21.678	167	222
9	1:28.062	43.860		18.972		25.230		221	25	1:26.788	42.636		18.906		25.246		222
10	6:01.911	5:20.581		18.870		22.460	167		26	3:41.878	2:49.919		24.883		27.076	139	
11	1:23.269	42.512		18.858		21.899	165	221	27	1:33.135	51.101		19.955		22.079	168	181
12	1:28.407	42.683		19.753		25.971		221	28	1:21.984	42.108		18.396		<b>21.480</b>	<b>169</b>	223
13	5:42.846	4:55.022		19.409		28.415	166		29	1:23.098	42.705		18.908		21.485	168	224
14	1:23.206	42.672		18.566		21.968	167	221	<b>30</b>	<b>1:21.966</b>	42.033		<b>18.351</b>		21.582	167	226
15	1:23.074	42.538		18.639		21.897	169	222	31	1:30.837	44.375		19.024		27.438		224
16	1:24.967	43.953		19.184		21.830	166	223									

<b>3 Andreas Wirth, DEU/ Christian Hohenadel, DEU</b>									<b>theoretical besttime: 1:22.763</b>								
1	3:06.680	2:24.310		19.938		22.432	166		15	5:36.422	4:53.743		19.134		23.545	167	
2	1:27.926	43.765		20.284		23.877	167	222	16	1:23.967	42.764		18.840		22.363	<b>168</b>	<b>225</b>
3	1:25.213	42.908		18.807		23.498	166	224	<b>17</b>	<b>1:23.061</b>	42.693		18.614		21.754	164	224
4	1:23.164	42.749		18.612		21.803	167	223	18	1:23.400	42.739		18.609		22.052	166	223
5	1:25.256	42.789		20.584		21.883	167	222	19	1:46.945	43.070		31.225		32.650		225
6	1:27.821	42.654		18.514		26.653		223	20	3:55.174	3:14.312		18.898		21.964	166	
7	6:34.208	5:52.485		<b>18.510</b>		23.213	167		21	1:24.081	43.236		18.925		21.920	165	222
8	1:23.358	42.869		18.704		21.785	163	222	22	1:24.357	43.195		19.281		21.881	165	222
9	1:23.763	42.913		18.955		21.895	167	222	23	1:23.926	43.138		18.648		22.140	163	223
10	1:27.331	42.809		18.568		25.954		224	24	1:28.406	43.343		18.963		26.100		222
11	5:03.154	4:21.555		18.887		22.712	163		25	6:00.846	5:19.973		18.882		21.991	165	
12	1:23.931	43.022		18.692		22.217	164	221	26	1:23.783	42.989		18.772		22.022	165	223
13	1:23.368	42.906		18.637		21.825	166	224	27	1:23.395	43.032		18.725		<b>21.638</b>	166	223
14	1:30.361	<b>42.615</b>		18.641		29.105		223	28	1:31.237	43.251		18.713		29.273		224

<b>4 Christian Engelhart, DEU/ Nicolas Armindo, FRA</b>									<b>theoretical besttime: 1:21.060</b>								
1	1:49.171	1:04.068		21.483		23.620	163		15	1:23.902	42.962		18.907		22.033	161	214
2	1:30.593	45.187		20.100		25.306	160	214	16	1:24.870	43.377		18.951		22.542	161	213
3	1:30.207	45.934		20.689		23.584	163	213	17	1:27.587	43.606		19.142		24.839	163	215
4	1:22.129	42.251		18.535		<b>21.343</b>	162	214	18	1:23.357	42.249		18.439		22.669	162	<b>216</b>
5	1:22.326	42.167		18.567		21.592	159	214	19	1:27.451	42.463		18.821		26.167		215
6	1:27.636	42.451		19.021		26.164		213	20	7:49.364	7:02.055		21.066		26.243	164	



# ADAC GT Masters

## Lap analysis Free Practice 2



Provisional

Sachsenring, Length: 3645 m

Air temperature: 20.9°C

Track temperature: 27.3°C

Weather condition: Dry

**DMSB** Reg. Nr.: 167/13  
Deutscher Motor Sport Bund e.V.

Friday 7.6.2013 11:15

Lap	Time	SE1	SP1	SE2	SP2	SE3	SP3	TSP	Lap	Time	SE1	SP1	SE2	SP2	SE3	SP3	TSP
7	4:39.030	3:57.387		20.151		21.492	160		21	1:27.475	42.569		18.608		26.298	<b>164</b>	213
8	1:22.120	42.314		18.317		21.489	162	212	<b>22</b>	<b>1:21.258</b>	<i>41.560</i>		<b>18.157</b>		21.541	162	215
9	1:22.559	42.516		18.351		21.692	159	214	23	1:21.640	41.687		18.280		21.673	163	214
10	1:22.703	42.286		18.652		21.765	158	212	24	1:24.936	41.781		18.172		24.983		214
11	1:22.642	42.370		18.560		21.712	158	213	25	4:44.720	4:04.815		18.549		21.356	161	
12	1:30.910	42.862		20.044		28.004		214	26	1:21.906	42.147		18.225		21.534	162	213
13	2:36.653	1:54.420		19.002		23.231	162		27	1:29.922	42.120		21.846		25.956	163	215
14	1:24.055	42.586		19.308		22.161	163	213	28	1:26.221	42.293		19.169		24.759		214

### 5 Christina Nielsen, DNK/ Marco Seefried, DEU

theoretical besttime: 1:22.638

1	4:35.867	3:43.981		24.613		27.273	159		<b>16</b>	<b>1:22.799</b>	<i>42.340</i>		18.658		<b>21.801</b>	166	218
2	1:30.019	47.247		20.268		22.504	165	184	17	1:27.074	42.353		18.784		25.937		219
3	1:23.860	43.145		18.781		21.934	166	217	18	3:15.485	2:31.234		19.523		24.728	160	
4	1:23.430	42.874		18.683		21.873	165	218	19	1:27.473	44.957		19.386		23.130	163	215
5	1:23.270	42.820		18.575		21.875	164	218	20	1:26.296	44.473		19.238		22.585	162	219
6	1:29.704	43.502		19.024		27.178		218	21	1:25.984	44.425		19.191		22.368	163	217
7	5:49.862	5:09.023		18.662		22.177	164		22	1:30.177	43.642		19.182		27.353		217
8	1:23.402	42.804		18.599		21.999	165	218	23	4:18.787	3:37.199		19.328		22.260	163	
9	1:28.331	43.129		18.693		26.509		219	24	1:26.164	44.722		19.309		22.133	163	217
10	4:18.985	3:37.670		19.089		22.226	<b>166</b>		25	1:25.418	43.617		19.678		22.123	163	218
11	1:31.015	43.571		19.232		28.212		219	26	1:26.194	44.227		19.639		22.328	164	217
12	3:55.045	3:09.330		20.577		25.138	162		27	1:25.628	43.707		19.173		22.748	160	218
13	1:29.793	44.479		19.846		25.468	165	216	28	1:25.813	43.676		19.157		22.980	165	<b>220</b>
14	1:24.943	43.306		18.597		23.040	165	217	29	1:25.216	43.704		19.154		22.358	161	218
15	1:24.161	42.696		<b>18.497</b>		22.968	164	218	30	1:32.372	44.371		20.438		27.563		218

### 6 Mario Farnbacher, DEU/ Philipp Frommenwiler, CHE

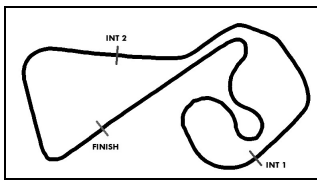
theoretical besttime: 1:22.868

1	7:41.863	6:56.987		21.635		23.241	165		15	1:24.036	42.915		18.815		22.306	166	<b>221</b>
2	1:30.082	45.768		21.439		22.875	164	162	16	1:29.670	43.262		18.932		27.476		220
3	1:25.136	43.731		19.432		21.973	164	217	17	3:05.802	2:24.949		18.928		21.925	164	
4	1:24.405	43.427		19.117		21.861	164	218	18	1:23.837	43.150		18.731		21.956	164	219
5	1:27.980	43.451		19.276		25.253		218	19	1:23.697	42.972		18.600		22.125	164	220
6	3:41.554	2:52.700		24.488		24.366	164		20	1:23.596	42.835		18.834		21.927	165	220
7	1:24.495	43.585		19.014		21.896	164	217	21	1:23.653	43.024		18.801		21.828	163	221
8	1:24.415	43.352		18.690		22.373	163	219	22	1:28.891	44.216		19.501		25.174		219
9	<b>1:22.994</b>	42.764		<b>18.585</b>		<b>21.645</b>	165	217	23	11:30.178	10:49.294		19.032		21.852	163	
10	1:23.953	43.026		18.770		22.157	163	219	24	1:24.369	43.879		18.804		21.686	165	220
11	1:33.703	<b>42.638</b>		23.254		27.811		217	25	1:23.702	42.774		18.652		22.276	164	220
12	4:41.841	4:00.248		19.298		22.295	164		26	1:24.180	42.900		19.354		21.926	165	220
13	1:26.188	43.356		19.060		23.772	166	220	27	1:27.899	43.417		19.206		25.276		220
14	1:24.465	42.682		19.428		22.355	<b>167</b>	220									

### 7 Jürg Aeberhard, CHE/ Tomas Pivoda, CZE

theoretical besttime: 1:23.174

1	11:33.146	10:51.225		19.630		22.291	164		15	1:29.788	44.123		19.422		26.243		218
2	1:24.825	43.727		19.008		22.090	165	215	16	4:11.652	3:30.038		19.310		22.304	163	
3	1:24.234	43.313		18.803		22.118	159	217	17	1:24.969	43.496		19.267		22.206	165	218
4	1:28.869	43.671		19.014		26.184		215	18	1:24.523	43.249		19.119		22.155	166	219
5	5:55.320	5:11.036		21.579		22.705	165		19	1:24.895	43.288		19.010		22.597	165	219
6	1:24.323	43.264		18.794		22.265	165	215	20	1:24.256	43.213		19.014		22.029	166	220
7	1:25.321	43.545		19.181		22.595	165	216	21	1:24.076	43.202		18.825		22.049	166	220
8	<b>1:23.174</b>	<b>42.776</b>		<b>18.613</b>		<b>21.785</b>	164	219	22	1:27.471	43.368		21.831		22.272	165	220
9	1:34.819	45.993		20.783		28.043		218	23	1:29.656	45.639		20.555		23.462	165	219
10	5:51.440	5:04.592		21.295		25.553	163		24	1:24.108	43.292		18.925		21.891	<b>167</b>	220
11	1:27.876	44.860		20.071		22.945	165	218	25	1:24.833	43.220		19.364		22.249	166	<b>220</b>
12	1:28.013	44.953		19.837		23.223	163	218	26	1:28.775	43.520		22.672		22.583	164	218
13	1:26.305	43.973		19.498		22.834	166	219	27	1:30.931	43.982		19.809		27.140		220
14	1:26.146	43.653		19.327		23.166	159	220									



# ADAC GT Masters

## Lap analysis Free Practice 2



Provisional

Sachsenring, Length: 3645 m

Air temperature: 20.9°C

Track temperature: 27.3°C

Weather condition: Dry

**DMSB** Reg. Nr.: 167/13  
Deutscher Motor Sport Bund e.V.

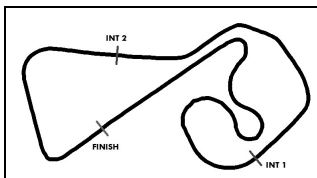
Friday 7.6.2013 11:15

Lap	Time	SE1	SP1	SE2	SP2	SE3	SP3	TSP	Lap	Time	SE1	SP1	SE2	SP2	SE3	SP3	TSP
<b>8 Robert Renauer, DEU/ Martin Ragginger, AUT</b>									<b>theoretical besttime: 1:21.866</b>								
1	2:08.175	1:25.544		20.276		22.355	162		19	1:33.718	43.050		21.906		28.762	163	216
2	1:26.789	45.475		19.024		22.290	162	217	20	1:22.439	42.099		18.663		21.677	161	217
3	1:23.321	42.780		18.598		21.943	164	218	21	1:28.053	43.424		19.320		25.309		215
4	1:23.266	42.459		18.895		21.912	162	218	22	4:47.056	4:04.854		19.891		22.311	163	
5	1:43.733	1:00.918		18.978		23.837	161	217	23	1:22.682	42.499		18.477		21.706	163	216
6	1:27.630	42.832		19.283		25.515		218	<b>24</b>	<b>1:22.212</b>	42.192		18.487		<b>21.533</b>	162	216
7	5:27.236	4:44.718		19.883		22.635	163		25	1:22.734	42.260		18.251		22.223	159	217
8	1:22.815	42.470		18.674		21.671	162	215	26	1:23.445	43.157		18.577		21.711	163	215
9	1:23.516	43.019		18.721		21.776	162	216	27	1:23.844	42.854		19.269		21.721	163	217
10	1:22.641	42.497		18.516		21.628	162	215	28	1:23.749	42.740		18.870		22.139	164	217
11	1:31.678	42.520		22.503		26.655		216	29	1:23.734	42.253		19.679		21.802	163	217
12	5:09.320	4:28.386		18.905		22.029	162		30	1:27.494	42.420		20.458		24.616	163	217
13	1:25.816	42.404		18.714		24.698	163	215	31	1:23.916	42.431		19.201		22.284	164	218
14	1:25.749	42.378		18.619		24.752	157	215	32	1:22.270	42.364		<b>18.234</b>		21.672	163	<b>221</b>
15	1:33.263	46.713		21.575		24.975	152	210	33	1:22.808	42.318		18.558		21.932	162	218
16	1:31.582	47.179		20.173		24.230	152	208	34	1:22.314	42.431		18.314		21.569	<b>164</b>	218
17	1:27.832	46.184		19.644		22.004	164	206	35	1:31.340	43.209		18.982		29.149		219
18	1:25.829	42.214		18.798		24.817	162	216									

<b>9 Rene Bourdeaux, DEU/ Alfred Renauer, DEU</b>									<b>theoretical besttime: 1:21.714</b>								
1	2:50.180	1:56.194		26.422		27.564	155		15	1:29.098	44.073		19.371		25.654		217
2	1:26.995	45.219		19.495		22.281	164	212	16	3:06.450	2:23.804		20.263		22.383	164	
3	1:25.237	43.835		19.338		22.064	165	217	17	1:24.360	43.138		18.933		22.289	164	218
4	1:24.330	43.408		19.023		21.899	165	217	18	1:31.805	42.850		18.765		30.190		219
5	1:24.585	43.514		19.105		21.966	163	217	19	6:30.711	5:46.786		20.190		23.735	<b>167</b>	
6	1:24.236	43.200		19.032		22.004	159	217	20	1:24.148	43.458		18.912		21.778	166	219
7	1:28.681	43.771		19.109		25.801		215	<b>21</b>	<b>1:22.002</b>	42.337		<b>18.310</b>		<b>21.355</b>	165	219
8	4:02.945	3:21.252		19.469		22.224	163		22	1:33.042	42.049		20.718		30.275	166	220
9	1:24.609	43.414		19.254		21.941	165	216	23	1:22.479	42.245		18.513		21.721	165	<b>220</b>
10	1:24.492	43.451		19.141		21.900	164	217	24	1:32.192	44.743		19.970		27.479		211
11	1:25.497	43.921		19.237		22.339	161	218	25	4:06.380	3:23.111		19.961		23.308	165	
12	1:24.637	43.455		19.116		22.066	161	216	26	1:22.163	42.221		18.458		21.484	165	219
13	1:25.719	43.617		19.804		22.298	162	217	27	5:26.073	42.304		3:54.198		49.571		219
14	1:24.435	43.263		19.149		22.023	163	217									

<b>10 Maximilian Buhk, DEU/ Maximilian Götz, DEU</b>									<b>theoretical besttime: 1:21.893</b>								
1	1:44.502	57.777		21.710		25.015	164		17	1:23.794	42.891		18.612		22.291	165	219
2	1:23.554	42.885		18.825		21.844	165	216	18	1:23.210	42.587		18.516		22.107	165	219
3	1:25.756	43.236		19.573		22.947	166	219	19	1:23.111	42.528		18.549		22.034	164	219
4	1:23.735	42.822		18.866		22.047	166	219	20	1:26.747	42.739		18.771		25.237		218
5	1:27.816	43.159		19.226		25.431		218	21	6:03.759	5:21.212		19.251		23.296	<b>167</b>	
6	5:12.159	4:30.140		19.703		22.316	165		22	1:22.047	42.182		<b>18.322</b>		21.543	163	218
7	1:23.233	42.771		18.679		21.783	166	217	23	1:22.364	42.448		18.471		<b>21.445</b>	166	217
8	1:22.774	42.396		18.499		21.879	164	217	24	1:23.268	42.294		19.179		21.795	165	219
9	1:24.792	42.412		18.723		23.657	166	218	25	1:26.253	42.184		18.691		25.378		219
10	1:24.465	42.356		18.735		23.374	165	218	26	3:07.034	2:24.952		19.501		22.581	166	
11	1:26.962	42.534		18.935		25.493		219	27	1:27.385	42.251		20.899		24.235	161	218
12	5:27.335	4:43.064		18.957		25.314	164		28	1:22.971	42.180		19.116		21.675	166	217
13	1:23.367	42.812		18.569		21.986	<b>167</b>	218	29	1:23.587	42.171		19.654		21.762	165	219
14	1:39.252	47.520		23.061		28.671	163	219	<b>30</b>	<b>1:21.956</b>	42.126		18.339		21.491	165	219
15	1:24.329	42.858		18.665		22.806	163	217	31	1:26.109	42.478		18.698		24.933		<b>219</b>
16	1:23.657	43.024		18.617		22.016	165	217									

<b>11 Sergey Afanasiev, RUS/ Andreas Simonsen, SWE</b>									<b>theoretical besttime: 1:22.045</b>								
1	1:44.923	59.183		20.660		25.080	165		18	1:24.293	43.458		18.844		21.991	166	218
2	1:25.661	44.308		19.064		22.289	164	216	19	1:27.150	42.794		18.859		25.497		219
3	1:25.574	43.499		18.983		23.092	163	217	20	5:39.938	4:57.539		20.264		22.135	165	
4	1:36.796	48.431		19.727		28.638		152	21	1:24.013	43.607		18.612		21.794	166	214
5	6:56.617	6:15.682		19.032		21.903	164		22	1:22.981	42.559		18.718		21.704	165	218



# ADAC GT Masters

## Lap analysis Free Practice 2



Provisional

Sachsenring, Length: 3645 m

Air temperature: 20.9°C

Track temperature: 27.3°C

Weather condition: Dry

**DMSB** Reg. Nr.: 167/13  
Deutscher Motor Sport Bund e.V.

Friday 7.6.2013 11:15

Lap	Time	SE1	SP1	SE2	SP2	SE3	SP3	TSP	Lap	Time	SE1	SP1	SE2	SP2	SE3	SP3	TSP
6	1:23.474	43.059		18.564		21.851	164	217	23	1:22.286	42.263		18.472		21.551	165	218
7	1:23.027	42.741		18.680		21.606	164	217	24	1:22.743	42.467		18.591		21.685	166	218
8	1:23.393	42.901		18.699		21.793	164	217	25	1:23.263	42.933		18.697		21.633	166	219
9	1:23.531	42.864		18.761		21.906	164	217	26	1:29.772	43.714		19.166		26.892		<b>219</b>
10	1:23.203	42.942		18.602		21.659	164	218	27	3:10.716	2:23.977		20.280		26.459	<b>167</b>	
11	1:26.017	42.686		18.767		24.564		218	28	1:22.641	42.254		18.645		21.742	165	219
12	4:19.158	3:38.447		18.780		21.931	164		29	1:26.221	45.278		19.206		21.737	165	219
13	1:25.231	43.182		19.029		23.020	166	218	30	1:22.380	42.298		18.548		<b>21.534</b>	166	219
14	1:24.277	43.147		18.891		22.239	164	218	<b>31</b>	<b>1:22.159</b>	42.104		18.486		21.569	163	219
15	1:24.173	43.300		18.607		22.266	165	218	32	1:22.445	42.388					165	218
16	1:24.602	43.376		18.787		22.439	166	218	33	1:22.178	42.230		<b>18.407</b>		21.541	165	219
17	1:24.003	43.193		18.778		22.032	165	219	34	1:28.474	44.634		18.410		25.430		204

### 12 Simon Knap, NLD/ Jeroen den Boer, NLD

theoretical besttime: 1:21.869

1	2:44.968	1:58.590		22.591		23.787	160		19	3:33.299	2:52.616		18.632		22.051	164	
2	1:24.446	43.770		18.951		21.725	163	209	20	1:24.648	43.519		19.160		21.969	164	216
3	1:23.692	42.952		18.912		21.828	161	214	21	1:23.868	42.850		18.556		22.462	159	217
4	1:23.290	42.956		18.617		21.717	161	214	22	1:23.561	42.690		19.122		21.749	163	213
5	1:27.382	42.901		18.504		25.977		214	23	1:22.940	42.739		18.576		21.625	163	214
6	4:53.074	4:12.406		18.574		22.094	165		24	1:22.899	42.680		18.635		21.584	163	216
7	1:23.009	42.718		18.627		21.664	162	215	25	1:23.258	42.702		18.780		21.776	163	217
8	1:23.148	42.961		18.561		21.626	163	215	26	1:23.063	42.924		18.439		21.700	163	217
9	1:23.434	42.763		18.648		22.023	162	216	27	1:29.678	43.673		18.842		27.163		212
10	1:23.869	43.171		18.508		22.190	154	215	28	3:14.870	2:30.993		21.279		22.598	160	
11	1:27.319	43.403		18.432		25.484		212	29	1:23.434	42.447		19.514		<b>21.473</b>	<b>165</b>	214
12	5:25.199	4:42.048		20.717		22.434	161		30	1:24.379	42.974		19.928		21.477	164	217
13	1:24.538	44.285		18.716		21.537	162	211	31	1:23.712	43.119		18.830		21.763	164	218
14	1:22.848	42.466		18.421		21.961	130	214	<b>32</b>	<b>1:22.733</b>	42.407		18.638		21.688	165	217
15	1:24.061	42.990		18.486		22.585	163	203	33	1:23.200	42.726		18.580		21.894	161	<b>218</b>
16	1:25.381	42.254		18.596		24.531	165	216	34	1:22.876	42.516		18.856		21.504	163	217
17	1:25.389	<b>42.179</b>		<b>18.217</b>		24.993	165	217	35	1:33.817	44.513		20.842		28.462		214
18	1:29.759	42.240		19.541		27.978		217									

### 14 Frank Kechele, DEU/ Dominik Schwager, BEL

theoretical besttime: 1:22.122

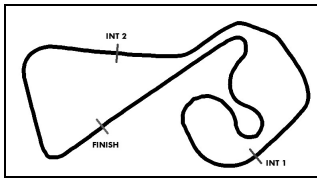
1	2:28.813	1:37.845		24.902		26.066	146		16	1:22.793	42.201		18.605		21.987	163	217
2	1:38.089	49.195		22.483		26.411	162	170	17	1:23.194	42.824		18.650		21.720	164	215
3	1:34.383	51.541		21.096		21.746	160	142	18	1:27.065	42.824		18.879		25.362		216
4	1:22.679	42.357		<b>18.313</b>		22.009	<b>166</b>	215	19	4:21.570	3:40.412		19.110		22.048	159	
5	1:22.633	42.287		18.366		21.980	160	215	20	1:22.973	42.865		18.381		21.727	165	215
6	1:23.294	42.667		18.764		21.863	162	213	21	1:22.950	42.612		18.394		21.944	163	217
7	1:26.871	42.689		18.628		25.554		215	22	1:23.307	42.510		18.528		22.269	159	217
8	4:45.052	4:03.247		19.273		22.532	161		23	1:27.415	43.077		18.658		25.680		216
9	1:22.812	42.721		18.427		21.664	164	215	24	3:32.770	2:51.640		19.362		21.768	164	
10	1:27.920	42.463		18.568		26.889		216	25	1:23.253	42.496		19.149		<b>21.608</b>	165	217
11	11:08.886	10:19.822		24.102		24.962	160		<b>26</b>	<b>1:22.286</b>	42.234		18.400		21.652	163	216
12	1:38.532	49.419		22.789		26.324	161	162	27	1:23.658	42.524		19.025		22.109	164	<b>220</b>
13	1:33.000	50.107		20.550		22.343	163	189	28	1:22.467	42.441		18.356		21.670	163	217
14	1:23.513	42.813		18.775		21.925	164	214	29	1:23.713	42.397		18.557		22.759	105	219
15	1:24.689	43.103		19.025		22.561	163	216	30	1:38.157	47.709		20.792		29.656		168

### 16 Philip Geipel, DEU/ Christian Mamerow, DEU

theoretical besttime: 1:22.261

1	1:58.155	1:14.013		20.171		23.971	163		17	3:20.032	2:36.386		19.325		24.321	164	
2	1:23.449	43.123		18.674		21.652	164	214	18	1:26.380	43.404		19.055		23.921	165	215
3	1:49.936	42.670		18.650		48.616	156	215	19	1:25.331	42.925		18.960		23.446	165	217
4	1:26.706	46.175		18.753		21.778	163	212	20	1:26.374	43.902		18.844		23.628	164	217
5	1:24.009	43.041		18.886		22.082	165	215	21	1:23.541	42.906		18.826		21.809	165	216
6	1:23.024	42.586		18.670		21.768	165	217	22	1:23.854	42.911		18.897		22.046	165	217
7	1:32.104	51.521		18.893		21.690	164	216	23	1:23.721	42.865		18.741		22.115	165	216
8	1:25.538	42.670		19.955		22.913	164	216	24	1:27.843	43.238		19.040		25.565		216
9	1:22.968	42.643		18.548		21.777	164	215	25	3:06.455	2:26.082		18.648		21.725	<b>165</b>	
10	1:27.812	42.896		18.842		26.074		216	26	1:22.782	42.514		18.535		21.733	164	216





# ADAC GT Masters

## Lap analysis Free Practice 2



Provisional

Sachsenring, Length: 3645 m

Air temperature: 20.9°C

Track temperature: 27.3°C

Weather condition: Dry

**DMSB** Reg. Nr.: 167/13  
Deutscher Motor Sport Bund e.V.

Friday 7.6.2013 11:15

Lap	Time	SE1	SP1	SE2	SP2	SE3	SP3	TSP	Lap	Time	SE1	SP1	SE2	SP2	SE3	SP3	TSP
11	4:12.982	3:30.660		20.096		22.226	161		27	1:22.615	42.397		18.443		21.775	163	214
12	1:23.819	42.973		19.037		21.809	165	214	28	1:22.843	42.302		18.674		21.867	160	217
13	<b>1:22.425</b>	42.417		<b>18.413</b>		<b>21.595</b>	163	215	29	1:22.876	42.507		18.496		21.873	164	213
14	1:22.534	<b>42.253</b>		18.599		21.682	165	213	30	1:23.004	42.362		18.799		21.843	164	<b>217</b>
15	1:22.937	42.552		18.464		21.921	163	216	31	1:23.004	42.557		18.646		21.801	164	214
16	1:30.131	44.447		18.734		26.950		216	32	1:29.066	42.594		21.286		25.186		216

### 17 Remo Lips, CHE/ Lennart Marionek, DEU

theoretical besttime: **1:23.337**

1	2:09.794	1:25.219		21.674		22.901	161		19	1:32.214	47.341		19.433		25.440	165	215
2	1:28.012	45.015		20.710		22.287	161	220	20	1:24.525	43.541		18.869		22.115	165	224
3	1:26.900	43.907		19.144		23.849	164	220	21	1:24.604	43.470		18.794		22.340	165	223
4	1:25.188	43.924		19.096		22.168	160	221	22	1:24.821	43.772		18.703		22.346	166	222
5	1:26.133	45.136		18.984		22.013	162	219	23	1:28.541	43.580		18.967		25.994		222
6	1:24.306	43.248		18.790		22.268	161	220	24	2:38.707	1:57.252		19.263		22.192	163	
7	1:29.402	43.652		19.414		26.336		219	25	1:25.556	43.702		19.297		22.557	163	221
8	4:48.562	4:06.918		19.291		22.353	164		26	1:24.419	43.443		19.037		21.939	163	221
9	1:25.437	44.359		19.219		21.859	166	221	27	1:24.626	43.548		18.891		22.187	154	221
10	1:43.469	44.901		19.264		39.304	101	222	28	1:26.917	45.673		19.045		22.199	165	199
11	1:36.817	49.238		19.744		27.835		191	29	1:24.566	43.713		18.882		21.971	165	221
12	4:19.537	3:35.594		20.114		23.829	163		30	1:29.515	43.769		19.218		26.528		223
13	1:25.288	43.936		18.917		22.435	165	221	31	2:38.235	1:53.875		21.903		22.457	165	
14	1:26.067	44.444		19.186		22.437	166	222	32	1:24.638	43.267		18.863		22.508	<b>167</b>	222
15	1:26.393	44.489		19.030		22.874	166	222	<b>33</b>	<b>1:23.379</b>	<i>42.944</i>		18.733		<b>21.702</b>	<b>163</b>	<b>224</b>
16	1:25.407	43.968		18.940		22.499	161	223	34	1:23.819	43.230		18.814		21.775	164	222
17	1:28.767	44.101		21.159		23.507	166	221	35	1:23.658	43.096		<b>18.691</b>		21.871	162	221
18	1:28.405	45.116		19.572		23.717	165	223	36	1:38.307	47.434		21.350		29.523		182

### 18 Toni Seiler, CHE/ Gerhard Tweraser, AUT

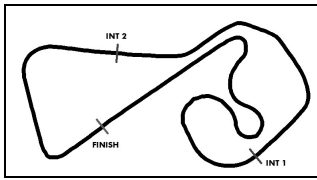
theoretical besttime: **1:23.032**

1	2:07.454	1:22.253		21.379		23.822	160		17	4:44.837	4:03.381		19.263		22.193	167	
2	1:29.386	46.918		19.415		23.053	164	219	18	1:32.335	42.923		26.545		22.867	165	<b>225</b>
3	1:27.562	42.917		20.637		24.008	162	222	19	1:35.588	43.110		19.966		32.512		222
4	1:24.403	43.458		19.072		21.873	165	220	20	4:08.648	3:16.947		24.544		27.157	155	
5	1:24.736	43.167		19.046		22.523	160	221	21	1:28.953	43.807		19.757		25.389	159	218
6	1:28.885	43.287		19.183		26.415		220	22	1:30.483	43.481		19.281		27.721		219
7	2:13.196	1:31.668		19.328		22.200	166		23	5:47.701	5:05.060		20.006		22.635	163	
8	<b>1:23.589</b>	<b>42.683</b>		18.892		22.014	165	222	24	1:27.950	46.390		19.463		22.097	164	215
9	1:27.683	42.970		19.075		25.638		223	25	1:27.234	42.828		22.369		22.037	165	223
10	5:37.603	4:49.624		20.308		27.671			26	1:26.887	42.993		21.740		22.154	165	223
11	2:13.079	1:31.853		19.235		21.991	166		27	1:23.629	42.964		18.804		21.861	162	223
12	1:23.753	43.335		<b>18.633</b>		21.785	167	223	28	1:23.681	43.093		18.872		<b>21.716</b>	165	222
13	1:24.091	43.127		19.054		21.910	166	224	29	1:23.890	43.040		19.028		21.822	164	223
14	1:23.897	42.899		18.782		22.216	<b>168</b>	224	30	1:25.248	43.645		19.221		22.382	165	223
15	1:34.849	47.756		22.386		24.707	162	224	31	1:31.760	43.143		19.034		29.583		224
16	1:30.154	43.400		19.162		27.592		222									

### 19 Claudia Hürtgen, DEU/ Dominik Baumann, AUT

theoretical besttime: **1:21.864**

1	3:03.057	2:19.066		19.874		24.117	160		17	1:22.822	42.548		18.508		21.766	161	215
2	1:23.686	43.229		18.691		21.766	162	211	18	1:23.071	42.546		18.771		21.754	161	216
3	1:22.548	42.413		18.501		21.634	<b>165</b>	213	19	1:22.510	42.410		18.527		<b>21.573</b>	159	214
4	1:22.350	42.278		18.356		21.716	163	213	20	1:27.234	43.384		18.833		25.017		214
5	1:23.636	42.280		19.431		21.925	164	214	21	5:01.057	4:20.397		18.767		21.893	157	
6	1:25.749	42.239		18.690		24.820		215	22	1:22.543	42.284		18.490		21.769	156	214
7	7:08.448	6:27.369		19.150		21.929	162		23	1:22.291	<i>42.098</i>		18.489		21.704	159	213
8	1:25.299	42.412		18.403		24.484	145	212	24	1:22.498	42.402		18.306		21.790	163	213
9	1:30.668	44.845		18.522		27.301		205	25	1:22.455	42.404		18.307		21.744	157	214
10	3:44.591	3:04.172		18.639		21.780	<b>165</b>		26	1:24.501	42.511		19.872		22.118	164	215
11	<b>1:22.229</b>	42.433		<b>18.193</b>		21.603	163	213	27	1:23.917	42.904		19.066		21.947	158	214
12	1:23.008	42.144		18.267		22.597	161	214	28	1:27.081	42.671		19.185		25.225		215
13	1:32.275	43.750		20.737		27.788		213	29	2:36.714	1:56.194		18.667		21.853	163	
14	3:52.694	3:10.550		19.299		22.845	163		30	1:23.099	42.511		18.773		21.815	161	215
15	1:24.494	42.605		18.595		23.294	159	214	31	1:22.368	42.427		18.282		21.659	162	<b>216</b>



# ADAC GT Masters

## Lap analysis Free Practice 2



Provisional

Sachsenring, Length: 3645 m

Air temperature: 20.9°C

Track temperature: 27.3°C

Weather condition: Dry

**DMSB** Reg. Nr.: 167/13  
Deutscher Motor Sport Bund e.V.

Friday 7.6.2013 11:15

Lap	Time	SE1	SP1	SE2	SP2	SE3	SP3	TSP	Lap	Time	SE1	SP1	SE2	SP2	SE3	SP3	TSP
16	1:23.191	42.739		18.532		21.920	164	214	32	1:30.884	43.054		19.258		28.572		217

### 20 Max Sandritter, DEU/ Jens Klingmann, DEU

**theoretical besttime: 1:21.640**

1	2:59.794	2:15.406		20.797		23.591	160		16	1:22.242	42.389		18.234		21.619	159	215
2	1:22.392	42.559		18.295		21.538	163	212	17	1:25.699	42.225		18.461		25.013		214
3	1:22.456	42.214		18.333		21.909	161	214	18	3:09.728	2:29.833		18.347		21.548	161	
4	1:25.892	45.388		18.404		22.100	159	215	19	1:23.170	41.966		19.144		22.060	162	215
5	1:39.752	42.188		31.697		25.867		214	20	1:21.922	42.129		18.190		21.603	161	214
6	10:25.479	9:41.484		21.116		22.879	<b>163</b>		21	1:22.196	42.165		18.259		21.772	159	214
7	1:23.254	42.954		18.564		21.736	156	213	22	1:25.853	42.212		18.723		24.918		214
8	1:23.390	42.965		18.571		21.854	161	212	23	3:51.517	3:04.626		20.179		26.712	160	
9	1:22.726	42.607		18.410		21.709	158	213	<b>24</b>	<b>1:21.759</b>	42.070		18.182		<b>21.507</b>	161	213
10	1:23.745	42.750		18.953		22.042	159	213	25	1:27.821	42.210		20.217		25.394		214
11	1:31.732	45.663		18.880		27.189		215	26	2:49.577	2:07.170		20.087		22.320	158	
12	4:21.490	3:38.234		19.631		23.625	160		27	1:26.325	45.231		19.414		21.680	161	214
13	1:24.657	42.936		18.672		23.049	161	213	28	1:22.018	42.231		<b>18.167</b>		21.620	156	215
14	1:24.243	42.234		18.284		23.725	162	214	29	1:24.088	44.033		18.478		21.577	161	<b>216</b>
15	1:22.962	42.093		18.228		22.641	162	214	30	1:30.401	46.306		19.040		25.055		155

### 21 Fabian Hamprecht, DEU/ Peter Kox, NLD

**theoretical besttime: 1:23.206**

1	24:45.489	23:58.600		23.560		23.329	161		<b>10</b>	<b>1:23.689</b>	43.065		<b>18.786</b>		21.838	164	213
2	1:32.329	50.343		19.637		22.349	163	212	11	1:28.840	42.927		20.081		25.832		214
3	1:46.320	56.423		23.985		25.912	150	212	12	4:46.016	4:01.636		20.228		24.152	164	
4	1:30.499	45.797		19.663		25.039	159	207	13	1:30.958	44.506		21.639		24.813		214
5	1:26.151	43.996		19.230		22.925	163	212	14	2:32.429	1:50.720		19.841		21.868	<b>165</b>	
6	1:37.910	52.915		20.963		24.032	159	<b>214</b>	15	1:26.429	42.834		21.626		21.969	163	214
7	1:30.584	44.481		19.149		26.954		212	16	1:24.874	42.907		20.191		<b>21.776</b>	164	214
8	4:10.571	3:29.333		19.082		22.156	163		17	1:25.099	42.644		19.735		22.720	163	213
9	1:24.832	43.499		19.108		22.225	163	213	18	1:36.115	43.391		26.340		26.384		213

### 22 Eduard Leganov, CZE/ Marcel Leipert, DEU

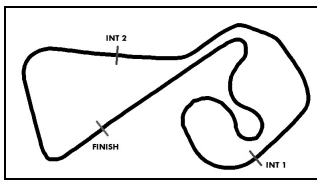
**theoretical besttime: 1:25.585**

1	2:09.423	1:16.925		25.551		26.947	155		9	2:30.772	1:49.056		19.253		22.463	<b>164</b>	
2	1:31.486	47.636		20.613		23.237	160	211	10	1:26.184	44.428		19.401		22.355	163	214
3	1:30.021	47.095		19.703		23.223	159	212	11	1:27.109	44.353		19.721		23.035	154	213
4	1:32.878	48.094		21.568		23.216	163	213	12	1:28.634	45.095		20.413		23.126	157	211
5	1:28.644	45.662		19.955		23.027	164	213	<b>13</b>	<b>1:25.970</b>	44.663		19.006		22.301	163	214
6	1:27.499	45.004		19.906		22.589	162	214	14	1:37.553					24.535	163	215
7	1:27.191	44.747		19.402		23.042	159	214	15	1:26.933	45.374		19.278		<b>22.281</b>	163	215
8	1:31.185	45.012		19.737		26.436		213			44.974		<b>18.951</b>				<b>216</b>

### 26 Rahel Frey, CHE/ Christopher Haase, DEU

**theoretical besttime: 1:21.915**

1	3:54.222	3:12.378		19.433		22.411	163		18	1:23.465	42.740		18.896		21.829	164	215
2	1:23.660	42.688		18.772		22.200	163	212	19	1:24.869	42.205		18.555		24.109	162	215
3	1:22.961	42.281		18.957		21.723	163	213	20	1:22.664	42.366		18.608		21.690	164	215
4	1:29.100	43.020		19.769		26.311	164	214	21	1:22.535	42.372		18.398		21.765	164	214
5	1:23.123	42.313		18.784		22.026	163	214	22	1:31.925	47.088		22.225		22.612	164	216
6	1:23.297	42.708		18.671		21.918	162	213	23	1:27.897	42.615		19.322		25.960	163	215
7	1:22.878	42.489		18.721		21.668	163	213	24	1:24.996	43.517		19.645		21.834	164	214
8	1:27.078	42.824		18.687		25.567		213	25	1:23.786	42.073		19.641		22.072	158	214
9	3:30.662	2:44.593		18.934		27.135	163		26	1:22.644	42.549		18.442		21.653	164	213
10	1:24.524	42.283		18.256		23.985	142	212	27	1:22.436	42.214		18.520		21.702	164	215
11	1:22.791	42.863		18.328		<b>21.600</b>	<b>165</b>	206	28	1:22.551	42.184		18.553		21.814	164	215
12	1:23.825	42.076		19.540		22.209	162	214	29	1:22.718	42.302		18.659		21.757	163	214
13	<b>1:22.275</b>	42.278		18.370		21.627	160	213	30	1:31.947	42.249		24.394		25.304	164	214
14	1:26.342	42.521		18.660		25.161		212	31	1:30.584	42.269		24.086		24.229	165	214
15	7:34.248	6:50.619		20.034		23.595	163		32	1:23.559	42.332		<b>18.242</b>		22.985	157	214
16	1:25.531	42.936		18.916		23.679	164	214	33	1:22.840	42.335		18.617		21.888	163	213
17	1:25.039	43.256		18.846		22.937	163	214	34	1:33.996	43.324		22.053		28.619		<b>216</b>



# ADAC GT Masters

## Lap analysis Free Practice 2



Provisional

Sachsenring, Length: 3645 m

Air temperature: 20.9°C

Track temperature: 27.3°C

Weather condition: Dry

**DMSB** Reg. Nr.: 167/13  
Deutscher Motor Sport Bund e.V.

Friday 7.6.2013 11:15

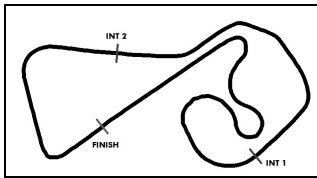
Lap	Time	SE1	SP1	SE2	SP2	SE3	SP3	TSP	Lap	Time	SE1	SP1	SE2	SP2	SE3	SP3	TSP
<b>27 Christopher Mies, DEU/ Rene Rast, DEU</b>									<b>theoretical besttime: 1:21.558</b>								
1	2:26.862	1:37.772		20.703		28.387	163		17	1:22.474	42.260		18.653		21.561	162	212
2	1:23.732	42.950		18.770		22.012	164	212	18	1:22.316	42.447		18.350		21.519	164	213
3	1:23.275	42.837		18.619		21.819	164	214	19	1:21.975	41.847		<b>18.292</b>		21.836	164	215
4	1:23.187	42.937		18.622		21.628	164	215	20	1:23.287	42.930		18.592		21.765	164	200
5	1:26.760	43.083		19.327		24.350	164	213	21	1:21.990	42.123		18.347		21.520	164	215
6	1:23.059	42.457		18.596		22.006	163	215	22	1:21.932	42.088		18.299		21.545	163	215
7	1:22.996	42.739		18.578		21.679	164	214	23	1:21.937	42.065		18.342		21.530	163	214
8	1:22.709	42.492		18.566		21.651	163	214	24	1:23.036	42.593		18.601		21.842	165	215
9	1:26.909	42.722		18.777		25.410		214	<b>25</b>	<b>1:21.718</b>	41.906		18.382		<b>21.430</b>	<b>165</b>	215
10	4:20.918	3:36.955		20.047		23.916	164		26	1:28.198	42.294		19.989		25.915		<b>216</b>
11	1:24.524	42.561		18.670		23.293	165	212	27	2:51.004	2:09.835		19.644		21.525	163	
12	1:22.810	42.185		18.555		22.070	155	215	28	1:21.728	41.836		18.296		21.596	163	215
13	1:22.654	42.590		18.419		21.645	163	209	29	1:22.235	42.303		18.313		21.619	164	216
14	1:22.050	42.085		18.404		21.561	164	213	30	1:22.417	41.986		18.624		21.807	162	216
15	1:25.866	42.281		18.500		25.085		213	31	1:22.673	42.478		18.568		21.627	164	215
16	13:11.930	12:31.231		18.905		21.794	162		32	1:27.448	41.853		19.470		26.125		215

Lap	Time	SE1	SP1	SE2	SP2	SE3	SP3	TSP	Lap	Time	SE1	SP1	SE2	SP2	SE3	SP3	TSP
<b>28 Christer Jöns, DEU/ Markus Winkelhock, DEU</b>									<b>theoretical besttime: 1:21.796</b>								
1	1:41.960	57.533		21.090		23.337	159		17	1:26.542	42.305		19.171		25.066	165	215
2	1:25.381	43.973		19.182		22.226	162	210	<b>18</b>	<b>1:21.984</b>	42.142		<b>18.237</b>		21.605	163	215
3	1:24.716	43.314		19.309		22.093	162	214	19	1:32.658	43.869		19.158		29.631		<b>216</b>
4	1:23.215	42.737		18.786		21.692	161	214	20	3:36.917	2:54.911		19.517		22.489	165	
5	1:22.526	42.620		18.379		<b>21.527</b>	162	213	21	1:22.111	42.032		18.355		21.724	164	214
6	1:25.631	42.264		20.819		22.548	163	213	22	1:27.026	42.039		21.409		23.578	165	215
7	1:28.749	42.369		18.692		27.688		214	23	1:27.563	42.670		18.791		26.102		215
8	5:08.838	4:21.824		18.748		28.266	160		24	3:41.753	2:59.726		19.034		22.993	<b>165</b>	
9	1:22.350	42.233		18.475		21.642	162	212	25	1:26.108	42.388		21.358		22.362	164	215
10	1:22.565	42.343		18.493		21.729	161	213	26	1:25.194	42.789		20.296		22.109	165	214
11	1:22.589	42.315		18.510		21.764	163	214	27	1:22.852	42.362		18.597		21.893	164	215
12	1:30.682	43.220		19.554		27.908		215	28	1:22.521	42.148		18.554		21.819	165	215
13	3:51.960	3:08.405		20.787		22.768	160		29	1:23.048	42.534		18.708		21.806	164	216
14	1:35.236	47.028		18.748		29.460		145	30	1:23.058	42.452		18.696		21.910	162	216
15	4:24.857	3:34.994		19.163		30.700			31	1:31.239	42.795		18.775		29.669		215
16	5:15.099	4:31.085		19.561		24.453	<b>165</b>										

Lap	Time	SE1	SP1	SE2	SP2	SE3	SP3	TSP	Lap	Time	SE1	SP1	SE2	SP2	SE3	SP3	TSP
<b>40 Gerd Beisel, DEU/ Sven Barth, DEU</b>									<b>theoretical besttime: 1:23.814</b>								
1	1:38.111	55.293		20.127		22.691	163		17	1:29.457	46.008		20.457		22.992	163	221
2	1:25.607	44.156		19.159		22.292	164	217	18	1:30.342	45.463		21.470		23.409	163	221
3	1:25.320	43.527		19.523		22.270	163	221	19	1:29.790	45.905		20.374		23.511	163	220
4	1:29.368	43.683		18.925		26.760		220	20	1:32.649	45.334		23.493		23.822	165	222
5	6:10.516	5:28.969		19.235		22.312	165		21	1:29.547	45.633		20.692		23.222	153	222
6	1:24.466	43.468		18.858		22.140	165	220	22	1:36.951	47.136		21.061		28.754		217
7	1:24.638	43.573		18.938		22.127	164	222	23	5:38.292	4:54.807		20.582		22.903	163	
8	1:24.254	43.516		18.783		21.955	165	220	24	1:28.439	44.740		20.849		22.850	163	221
9	1:30.271	45.404		19.088		26.143		221	25	1:32.225	45.150		23.369		23.706	163	221
10	5:03.524	4:21.955		19.198		22.371	165		26	1:28.926	45.348		20.430		23.148	160	222
11	1:24.287	43.329		18.924		22.034	164	220	27	1:28.350	45.392		20.138		22.820	162	221
12	<b>1:23.814</b>	<b>43.327</b>		<b>18.649</b>		<b>21.838</b>	<b>166</b>	220	28	1:36.482	46.144		26.484		23.854	163	<b>224</b>
13	1:28.495	43.670		19.067		25.758		222	29	1:30.399	46.206		21.037		23.156	162	220
14	5:26.438	4:38.419		23.008		25.011	159		30	1:28.379	45.210		20.341		22.828	164	216
15	1:30.864	46.351		20.962		23.551	161	219	31	1:36.040	46.506		21.250		28.284		221
16	1:30.147	45.832		21.158		23.157	163	220									

Lap	Time	SE1	SP1	SE2	SP2	SE3	SP3	TSP	Lap	Time	SE1	SP1	SE2	SP2	SE3	SP3	TSP
<b>45 Michael Schulze, DEU/ Tobias Schulze, DEU</b>									<b>theoretical besttime: 1:22.668</b>								
1	1:51.249	1:07.271		20.513		23.465	164		16	1:32.417	43.501		18.974		29.942		218
2	1:26.526	44.723		19.216		22.587	165	217	17	4:58.877	4:17.821		19.096		21.960	163	
3	1:24.461	43.582		18.830		22.049	165	220	18	1:24.283	43.702		18.683		21.898	162	218
4	1:24.613	43.127		19.070		22.416	<b>166</b>	<b>220</b>	19	1:23.779	42.868		18.773		22.138	164	218
5	1:24.169	43.326		18.868		21.975	164	219	<b>20</b>	<b>1:22.947</b>	42.715		18.520		21.712	164	218





# ADAC GT Masters

## Lap analysis Free Practice 2



Provisional

Sachsenring, Length: 3645 m

Air temperature: 20.9°C

Track temperature: 27.3°C

Weather condition: Dry



Reg. Nr.: 167/13

Friday 7.6.2013 11:15

Lap	Time	SE1	SP1	SE2	SP2	SE3	SP3	TSP	Lap	Time	SE1	SP1	SE2	SP2	SE3	SP3	TSP
6	1:23.837	43.142		18.707		21.988	161	218	21	1:23.460	42.726		18.602		22.132	162	217
7	1:23.949	43.347		18.705		21.897	163	217	22	1:23.233	42.611		18.679		21.943	164	218
8	1:23.395	42.850		18.578		21.967	163	218	23	1:23.383	43.044		18.519		21.820	164	218
9	1:23.601	43.196		18.578		21.827	164	217	24	1:23.294	42.948		18.509		21.837	164	219
10	1:23.288	42.946		18.445		21.897	163	218	25	1:23.222	42.848		18.585		21.789	164	218
11	1:29.438	43.167		18.709		27.562		217	26	1:23.147	42.799		18.560		21.788	162	218
12	7:39.185	6:58.121		18.912		22.152	164		27	1:23.219	42.997		<b>18.364</b>		21.858	163	217
13	1:24.146	43.522		18.651		21.973	162	218	28	1:23.265	42.744		18.588		21.933	163	218
14	1:24.567	43.228		18.694		22.645	165	218	29	1:23.224	43.041		18.490		<b>21.693</b>	163	218
15	1:36.687	50.054		22.524		24.109	162	219	30	1:31.480	42.723		20.238		28.519		218

### 46 Martin Matzke, CZE/ Yelmer Buurman, NLD

theoretical besttime: 1:21.538

1	1:48.609	1:03.641		21.494		23.474	160		17	1:24.400	42.349		18.623		23.428	161	215
2	1:25.394	43.970		19.489		21.935	161	211	18	1:24.386	42.398		18.491		23.497	164	214
3	1:24.202	43.441		18.819		21.942	161	213	19	1:22.436	42.398		18.381		21.657	162	216
4	1:24.414	43.336		19.143		21.935	164	214	20	1:27.489	42.686		19.236		25.567		216
5	1:23.908	43.139		18.758		22.011	154	214	21	4:31.203	3:50.558		18.673		21.972	163	
6	1:27.074	43.266		18.810		24.998		210	<b>22</b>	<b>1:21.752</b>	42.153		<b>18.163</b>		21.436	163	215
7	5:51.440	5:10.618		18.904		21.918	162		23	1:22.214	42.456		18.304		21.454	163	215
8	1:23.747	43.113		18.812		21.822	162	213	24	1:21.823	42.131		18.360		<b>21.332</b>	162	216
9	1:23.621	43.151		18.670		21.800	161	213	25	1:21.896	42.043		18.434		21.419	162	215
10	1:23.427	42.923		18.546		21.958	162	213	26	1:25.837	42.386		18.535		24.916		215
11	1:23.391	42.986		18.503		21.902	161	215	27	5:00.851	4:16.918		20.465		23.468	<b>164</b>	
12	1:28.034	43.432		18.972		25.630		214	28	1:23.830	42.736		19.311		21.783	164	<b>216</b>
13	4:38.352	3:55.903		18.814		23.635	161		29	1:23.349	42.641		18.653		22.055	161	216
14	1:36.373	50.314		22.603		23.456	162	214	30	1:22.353	42.432		18.316		21.605	163	215
15	1:24.288	42.856		18.528		22.904	162	214	31	1:22.377	42.427		18.271		21.679	162	215
16	1:25.116	42.576		18.555		23.985	163	215	32	1:26.350	42.749		18.793		24.808		215

### 47 Paul Green, DEU/ Niclas Kentenich, DEU

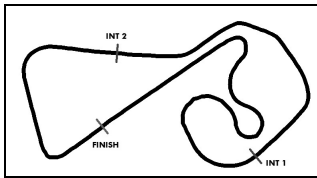
theoretical besttime: 1:22.115

1	1:49.998	1:04.608		21.714		23.676	163		17	1:29.836	43.701		19.195		26.940		215
2	1:27.105	45.014		19.686		22.405	163	213	18	3:41.966	3:01.060		18.890		22.016	164	
3	1:24.484	43.563		18.766		22.155	162	215	19	1:24.126	43.417		18.694		22.015	164	217
4	1:26.002	44.479		18.837		22.686	160	215	20	1:24.026	43.574		18.568		21.884	164	<b>217</b>
5	1:24.712	43.684		18.763		22.265	159	215	21	1:23.875	42.917		18.675		22.283	163	216
6	1:29.069	43.856		19.967		25.246	162	214	22	1:28.780	42.928		19.095		26.757		216
7	1:25.572	44.566		18.701		22.305	162	212	23	3:17.034	2:36.379		18.802		21.853	163	
8	1:24.464	43.377		18.671		22.416	161	215	24	1:23.584	42.939		18.495		22.150	162	215
9	1:25.092	43.628		18.831		22.633	155	214	25	1:29.622	44.063		19.356		26.203		215
10	1:29.905	44.832		19.063		26.010		199	26	6:04.271	5:18.432		23.380		22.459	163	
11	4:35.986	3:54.766		18.856		22.364	163		27	1:27.671	42.968		20.238		24.465	163	215
12	1:28.173	43.782		18.545		25.846	66	216	28	1:22.974	42.438		18.602		21.934	163	216
13	1:43.702	53.897		21.301		28.504		163	29	1:22.491	42.319		18.475		<b>21.697</b>	<b>164</b>	217
14	4:15.890	3:33.760		19.116		23.014	161		<b>30</b>	<b>1:22.204</b>	42.153		18.275		21.776	164	217
15	1:30.381	43.788		22.756		23.837	163	214	31	1:26.867	42.517		<b>18.265</b>		26.085		215
16	1:26.630	43.794		18.906		23.930	163	215									

### 100 Daniel Dobitsch, AUT/ Aditya Patel, IND

theoretical besttime: 1:22.195

1	2:04.605	1:17.947		22.975		23.683	160		18	1:27.083	43.725		20.478		22.880	165	216
2	1:26.836	45.411		19.378		22.047	162	212	19	1:25.251	44.280		18.812		22.159	164	<b>219</b>
3	1:24.339	42.733		18.788		22.818	158	215	20	1:24.349	43.689		18.727		21.933	161	217
4	1:23.594	42.641		18.800		22.153	158	214	21	1:25.118	43.730		18.852		22.536	164	215
5	1:23.405	42.877		18.748		21.780	163	213	22	1:23.626	43.310		18.488		21.828	166	218
6	1:22.814	42.461		18.710		<b>21.643</b>	165	215	23	1:23.755	43.073		18.663		22.019	165	218
7	1:28.645	42.335		20.544		25.766		216	24	1:28.179	43.248		18.682		26.249		218
8	3:41.200	3:00.191		18.916		22.093	160		25	3:51.089	3:10.154		18.999		21.936	165	
9	1:26.072	42.841		20.997		22.234	165	213	26	1:23.032	42.942		18.387		21.703	167	218
10	1:23.387	42.658		19.009		21.720	164	217	27	1:27.070	42.634		18.670		25.766		219
11	1:23.670	42.791		18.681		22.198	160	216	28	3:07.255	2:22.179		22.112		22.964	165	
12	1:27.903	43.013		19.455		25.435		215	29	1:25.716	42.787		20.975		21.954	166	217
13	4:38.122	3:57.177		19.184		21.761	165		<b>30</b>	<b>1:22.218</b>	42.237		<b>18.315</b>		21.666	161	217



# ADAC GT Masters

## Lap analysis Free Practice 2



Provisional

Sachsenring, Length: 3645 m

Air temperature: 20.9°C

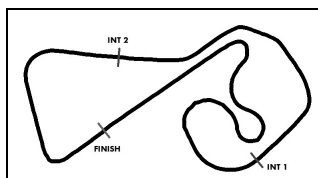
Track temperature: 27.3°C

Weather condition: Dry

**DMSB** Reg. Nr.: 167/13  
Deutscher Motorsport Bund e.V.

Friday 7.6.2013 11:15

Lap	Time	SE1	SP1	SE2	SP2	SE3	SP3	TSP	Lap	Time	SE1	SP1	SE2	SP2	SE3	SP3	TSP
14	1:23.120	42.316		18.477		22.327	166	215	31	1:22.328	42.306		18.337		21.685	165	216
15	1:23.062	42.707		18.471		21.884	152	216	32	1:22.725	42.472		18.454		21.799	<b>167</b>	218
16	1:28.318	42.679		18.577		27.062		211	33	1:30.744	42.262		18.423		30.059		217
17	5:24.230	4:41.079		19.871		23.280	164										



# ADAC GT Masters

## Vmax list Free Practice 2



Provisional

Sachsenring, Length: 3645 m

Air temperature: 20.9°C

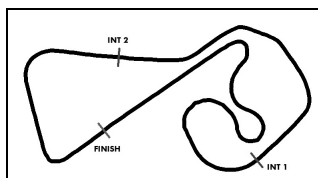
Track temperature: 27.3°C

Weather condition: Dry

**DMSB** Reg. Nr.: 167/13  
Deutscher Motor Sport Bund e.V.

Friday 7.6.2013 11:15

Nr	Team, Car, Driver, Nat	Top speed
2	<b>Callaway Competition, Corvette Z06.R GT3</b> Alessi Diego , ITA Keilwitz Daniel , DEU	226,42 km/h
18	<b>Callaway Competition, Corvette Z06.R GT3</b> Seiler Toni , CHE Tweraser Gerhard , AUT	224,72 km/h
3	<b>Callaway Competition, Corvette Z06.R GT3</b> Wirth Andreas , DEU Hohenadel Christian , DEU	224,67 km/h
17	<b>Callaway Competition, Corvette Z06.R GT3</b> Lips Remo , CHE Marionneck Lennart , DEU	224,49 km/h
40	<b>RWT Racing Team, Corvette Z06.R GT3</b> Beisel Gerd , DEU Barth Sven , DEU	223,70 km/h
8	<b>Tonino powered by Herberth Motorsport, Porsche 911 GT3</b> Renauer Robert , DEU Ragginger Martin , AUT	220,81 km/h
6	<b>Farnbacher Racing, Porsche 911 GT3 R</b> Farnbacher Mario , DEU Frommenwiler Philipp , CHE	220,68 km/h
7	<b>Farnbacher Racing, Porsche 911 GT3 R</b> Aeberhard Jürg , CHE Pivoda Tomas , CZE	220,41 km/h
9	<b>Tonino powered by Herberth Motorsport, Porsche 911 GT3</b> Bourdeaux Rene , DEU Renauer Alfred , DEU	220,23 km/h
45	<b>Schulze Motorsport, Nissan GT-R NISMO GT3</b> Schulze Michael , DEU Schulze Tobias , DEU	220,09 km/h
1	<b>MS RACING, Audi R8 LMS Ultra</b> Stoll Florian , DEU Asch Sebastian , DEU	219,69 km/h
5	<b>Farnbacher Racing, Porsche 911 GT3 R</b> Nielsen Christina , DNK Seefried Marco , DEU	219,69 km/h
14	<b>Lambda Performance, Ford GT GT3</b> Kechele Frank , DEU Schwager Dominik , BEL	219,51 km/h
10	<b>Polarweiss Racing, Mercedes Benz SLS AMG GT3</b> Buhk Maximilian , DEU Götz Maximilian , DEU	219,42 km/h



# ADAC GT Masters

## Vmax list Free Practice 2



Provisional

Sachsenring, Length: 3645 m

Air temperature: 20.9°C

Track temperature: 27.3°C

Weather condition: Dry

**DMSB** Reg. Nr.: 167/13  
Deutscher Motor Sport Bund e.V.

Friday 7.6.2013 11:15

Nr	Team, Car, Driver, Nat	Top speed
100	<b>MS RACING, Audi R8 LMS Ultra</b> Dobitsch Daniel , AUT Patel Aditya , IND	219,29 km/h
11	<b>Polarweiss Racing, Mercedes Benz SLS AMG GT3</b> Afanasiev Sergey , RUS Simonsen Andreas , SWE	219,24 km/h
12	<b>DB Motorsport, BMW Z4 GT3</b> Knap Simon , NLD den Boer Jeroen , NLD	217,92 km/h
16	<b>THE BOSS YACO Racing, Audi R8 LMS Ultra</b> Geipel Philip , DEU Mamerow Christian , DEU	217,13 km/h
47	<b>Vita4One Racing Team, BMW Z4 GT3</b> Green Paul , DEU Kentenich Niclas , DEU	217,00 km/h
27	<b>Prosperia C. Abt Racing, Audi R8 LMS Ultra</b> Mies Christopher , DEU Rast Rene , DEU	216,09 km/h
19	<b>PIXUM Team Schubert, BMW Z4 GT3</b> Hürtgen Claudia , DEU Baumann Dominik , AUT	216,09 km/h
46	<b>Vita4One Racing Team, BMW Z4 GT3</b> Matzke Martin , CZE Buurman Yelmer , NLD	216,00 km/h
26	<b>Prosperia C. Abt Racing, Audi R8 LMS Ultra</b> Frey Rahel , CHE Haase Christopher , DEU	216,00 km/h
28	<b>Prosperia C. Abt Racing, Audi R8 LMS Ultra</b> Jöns Christer , DEU Winkelhock Markus , DEU	215,83 km/h
20	<b>PIXUM Team Schubert, BMW Z4 GT3</b> Sandritter Max , DEU Klingmann Jens , DEU	215,78 km/h
4	<b>Team GW-Schütz, Porsche 911 GT3 R</b> Engelhart Christian , DEU Armindo Nicolas , FRA	215,57 km/h
22	<b>Team rhino's Leipert Motorsport, Lamborghini Gallardo FL</b> Leganov Eduard , CZE Leipert Marcel , DEU	215,53 km/h
21	<b>Team rhino's Leipert Motorsport, Lamborghini Gallardo FL</b> Hamprecht Fabian , DEU Kox Peter , NLD	213,99 km/h