

ADAC GT Masters

Results Free Practice 1



Provisional

Sachsenring, Length: 3645 m

Air temperature: 19.1°C

Track temperature: 21.6°C

Weather condition: Dry

DMSB Reg. Nr.: 167/13
Deutscher Motor Sport Bund e.V.

Friday 7.6.2013 08:00

started : 28 classified : 28 not classified : 0

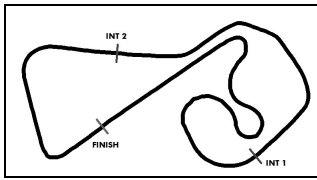
	Drivers	Team	Car	Lap	Best Time	Gap	Diff	Kph	Day Time
1	14 F.Kechele/D.Schwager	Lambda Performance	Ford GT GT3	15	1:21.865			160,3	8:35:06
2	20 M.Sandritter/J.Klingmann	PIXUM Team Schubert	BMW Z4 GT3	31	1:21.867	0.002	0.002	160,3	8:59:42
3	26 R.Frey/C.Haase	Prosperia C. Abt Racing	Audi R8 LMS Ultra	30	1:22.047	0.182	0.180	159,9	8:52:08
4	4 C.Engelhart/N.Armino	Team GW-Schütz	Porsche 911 GT3 R	24	1:22.076	0.211	0.029	159,9	8:52:50
5	27 C.Mies/R.Rast	Prosperia C. Abt Racing	Audi R8 LMS Ultra	29	1:22.092	0.227	0.016	159,8	9:00:10
6	19 C.Hürtgen/D.Baumann	PIXUM Team Schubert	BMW Z4 GT3	30	1:22.248	0.383	0.156	159,5	9:00:33
7	12 S.Knap/J.den Boer	DB Motorsport	BMW Z4 GT3	14	1:22.256	0.391	0.008	159,5	8:25:29
8	1 F.Stoll/S.Asch	MS RACING	Audi R8 LMS Ultra	26	1:22.275	0.410	0.019	159,5	8:51:11
9	8 R.Renauer/M.Ragginger	Tonino powered by Herberth Motors	Porsche 911 GT3 R	11	1:22.279	0.414	0.004	159,5	8:22:27
10	2 D.Alessi/D.Keilwitz	Callaway Competition	Corvette Z06.R GT3	13	1:22.361	0.496	0.082	159,3	8:31:30
11	28 C.Jöns/M.Winkelhock	Prosperia C. Abt Racing	Audi R8 LMS Ultra	14	1:22.392	0.527	0.031	159,3	8:25:44
12	46 M.Matzke/Y.Buurman	Vita4One Racing Team	BMW Z4 GT3	15	1:22.411	0.546	0.019	159,2	8:29:20
13	9 R.Bourdeaux(*G*)/A.Renauer	Tonino powered by Herberth Motors	Porsche 911 GT3 R	30	1:22.533	0.668	0.122	159,0	9:00:05
14	45 M.Schulze/T.Schulze	Schulze Motorsport	Nissan GT-R NISMO GT3	11	1:22.579	0.714	0.046	158,9	8:21:46
15	100 D.Dobitsch/A.Patel	MS RACING	Audi R8 LMS Ultra	32	1:22.661	0.796	0.082	158,7	8:59:57
16	10 M.Buhk/M.Götz	Polarweiss Racing	Mercedes Benz SLS AMG GT3	26	1:22.693	0.828	0.032	158,7	8:52:31
17	16 P.Geipel/C.Mamerow	THE BOSS YACO Racing	Audi R8 LMS Ultra	30	1:22.819	0.954	0.126	158,4	9:01:18
18	11 S.Afanasiev/A.Simonsen	Polarweiss Racing	Mercedes Benz SLS AMG GT3	19	1:22.865	1.000	0.046	158,4	8:36:44
19	22 E.Leganov(*G*)/M.Leipert	Team rhino's Leipert Motorsport	Lamborghini Gallardo FL2	12	1:22.901	1.036	0.036	158,3	8:21:19
20	5 C.Nielsen(*G*)/M.Seefried	Farnbacher Racing	Porsche 911 GT3 R	5	1:23.133	1.268	0.232	157,8	8:10:01
21	6 M.Farnbacher/P.Frommenwiler	Farnbacher Racing	Porsche 911 GT3 R	11	1:23.169	1.304	0.036	157,8	8:30:01
22	47 P.Green(*G*)/N.Kentenich	Vita4One Racing Team	BMW Z4 GT3	21	1:23.404	1.539	0.235	157,3	8:52:36
23	3 A.Wirth/C.Hohenadel	Callaway Competition	Corvette Z06.R GT3	24	1:23.451	1.586	0.047	157,2	9:00:53
24	21 F.Hamprecht/P.Kox	Team rhino's Leipert Motorsport	Lamborghini Gallardo FL2	18	1:23.742	1.877	0.291	156,7	8:29:25
25	40 G.Beisel(*G*)/S.Barth	RWT Racing Team	Corvette Z06.R GT3	15	1:23.790	1.925	0.048	156,6	8:32:33
26	18 T.Seiler(*G*)/G.Tweraser	Callaway Competition	Corvette Z06.R GT3	26	1:23.790	1.925		156,6	8:58:55
27	17 R.Lips(*G*)/L.Marionek	Callaway Competition	Corvette Z06.R GT3	23	1:24.311	2.446	0.521	155,6	8:52:49
28	7 J.Aeberhard/T.Pivoda	Farnbacher Racing	Porsche 911 GT3 R	27	1:24.350	2.485	0.039	155,6	9:00:18

Subject to final scrutineering!

Publications Time:

Clerk of the course:

Time Keeping:



ADAC GT Masters

Lap analysis Free Practice 1



Provisional

Sachsenring, Length: 3645 m

Air temperature: 19.1°C

Track temperature: 21.6°C

Weather condition: Dry

DMSB Reg. Nr.: 167/13
Deutscher Motor Sport Bund e.V.

Friday 7.6.2013 08:00

Lap	Time	SE1	SP1	SE2	SP2	SE3	SP3	TSP	Lap	Time	SE1	SP1	SE2	SP2	SE3	SP3	TSP
1 Florian Stoll, DEU/ Sebastian Asch, DEU									theoretical besttime: 1:22.049								
1	2:11.372	1:23.346		23.316		24.710	158		18	1:23.056	42.588		18.621		21.847	166	220
2	1:27.687	45.089		20.173		22.425	164	214	19	1:22.628	42.391		18.522		21.715	166	220
3	1:27.587	44.156		20.953		22.478	166	219	20	1:22.660	42.397		18.524		21.739	166	220
4	1:24.595	43.256		19.178		22.161	166	218	21	1:28.256	42.955		18.897		26.404		220
5	1:24.777	43.463		19.330		21.984	167	219	22	3:21.458	2:35.863		22.335		23.260	166	
6	1:29.526	43.297		19.177		27.052		220	23	1:25.008	42.801		19.653		22.554	167	220
7	6:51.904	6:10.591		19.455		21.858	165		24	1:44.770	45.293		27.815		31.662		221
8	1:23.826	42.946		18.967		21.913	166	219	25	4:23.621	3:41.513		19.955		22.153	167	
9	1:23.604	42.781		18.899		21.924	164	219	26	1:22.275	42.331		18.324		21.620	166	222
10	1:23.160	42.661		18.693		21.806	166	220	27	1:23.105	42.105		18.416		22.584	165	220
11	1:23.113	42.768		18.649		21.696	164	219	28	1:23.755	42.476		19.334		21.945	166	220
12	1:23.100	42.578		18.724		21.798	165	220	29	1:22.889	42.219		18.903		21.767	167	221
13	1:23.428	42.785		18.788		21.855	165	220	30	1:24.624	42.189		19.498		22.937	160	222
14	1:22.634	42.242		18.550		21.842	165	220	31	1:24.412	42.546		18.668		23.198	165	219
15	1:29.873	43.776		19.500		26.597		220	32	1:26.370	43.953		19.251		23.166	166	221
16	4:22.778	3:39.907		19.591		23.280	157		33	1:22.632	42.391		18.528		21.713	167	221
17	1:24.594	43.443		19.088		22.063	167	215			43.310						221

2 Diego Alessi, ITA/ Daniel Keilwitz, DEU									theoretical besttime: 1:22.239								
1	2:12.315	1:21.570		24.200		26.545	162		15	1:29.143	42.629		19.372		27.142		224
2	1:28.597	45.808		20.343		22.446	166	221	16	3:51.198	3:08.491		19.939		22.768	165	
3	1:30.299	43.546		20.168		26.585		225	17	1:24.065	43.079		18.810		22.176	162	223
4	3:24.916	2:43.081		19.847		21.988	167		18	1:28.257	43.153		19.670		25.434	167	223
5	1:23.171	42.588		18.716		21.867	167	226	19	1:23.631	42.700		18.962		21.969	167	224
6	1:22.963	42.512		18.738		21.713	167	226	20	1:29.444	42.923		20.413		26.108		224
7	1:28.697	42.976		19.327		26.394		226	21	8:10.470	7:28.449		18.964		23.057	165	
8	4:33.001	3:52.129		18.584		22.288	166		22	1:31.360	43.302		21.807		26.251		222
9	1:23.316	42.507		18.616		22.193	164	223	23	2:55.750	2:14.731		18.915		22.104	163	
10	1:22.992	42.620		18.486		21.886	167	223	24	1:25.867	43.000		20.421		22.446	167	222
11	1:27.371	42.582		18.787		26.002		224	25	1:23.511	42.909		18.706		21.896	167	224
12	8:30.566	7:49.009		19.428		22.129	167		26	1:23.841	42.946		18.972		21.923	166	224
13	1:22.361	42.167		18.414		21.780	168	226			43.507						226
14	1:22.695	42.450		18.359		21.886	169	224									

3 Andreas Wirth, DEU/ Christian Hohenadel, DEU									theoretical besttime: 1:23.044								
1	2:06.544	1:16.157		22.838		27.549	147		14	1:26.848	42.805		20.794		23.249	167	225
2	1:39.448	51.322		23.092		25.034	165	214	15	1:25.443	42.862		20.916		21.665	165	225
3	1:24.958	43.860		19.134		21.964	167	222	16	1:46.534	49.296		27.218		30.020		225
4	1:24.457	43.207		19.350		21.900	166	223	17	5:34.157	4:45.939		24.265		23.953	165	
5	1:23.519	42.838		18.789		21.892	167	224	18	1:26.517	44.105		19.306		23.106	168	224
6	1:28.540	43.780		18.875		25.885		224	19	1:26.374	43.276		20.483		22.615	167	226
7	5:06.298	4:25.530		18.837		21.931	166		20	1:27.079	45.777		19.531		21.771	168	215
8	1:23.912	42.648		19.300		21.964	167	225	21	1:26.894	43.501		19.386		24.007	170	225
9	1:25.490	42.692		18.997		23.801	164	225	22	1:25.741	43.211		19.222		23.308	168	226
10	1:25.187	42.604		18.810		23.773	148	223	23	1:24.067	43.158		18.923		21.986	168	226
11	1:28.332	44.071		18.777		25.484		217	24	1:23.451	42.939		18.775		21.737	168	225
12	18:57.800	18:15.882		19.799		22.119	167				44.923						226
13	1:26.030	43.044		19.037		23.949	167	225									

4 Christian Engelhart, DEU/ Nicolas Armindo, FRA									theoretical besttime: 1:22.008								
1	7:48.829	7:06.316		20.225		22.288	162		14	1:22.743	42.507		18.602		21.634	161	217
2	1:23.890	43.587		18.688		21.615	162	212	15	1:28.219	42.427		20.679		25.113		218
3	1:23.301	43.192		18.612		21.497	163	216	16	4:02.745	3:21.586		19.126		22.033	162	
4	1:23.091	42.462		18.968		21.661	162	218	17	1:23.213	42.702		18.638		21.873	161	216
5	1:22.817	42.702		18.567		21.548	163	217	18	1:22.780	42.316		18.920		21.544	161	217
6	1:23.342	42.681		18.826		21.835	162	218	19	1:23.024	42.338		19.040		21.646	162	217
7	1:22.804	42.501		18.653		21.650	161	217	20	1:35.922	42.248		19.761		33.913		217
8	1:27.619	42.551		18.767		26.301		217	21	2:59.910	2:07.574		20.927		31.409		
9	5:32.713	4:50.935		19.137		22.641	163		22	5:48.003	5:02.769		22.602		22.632	160	



ADAC GT Masters

Lap analysis Free Practice 1



Provisional

Sachsenring, Length: 3645 m

Air temperature: 19.1°C

Track temperature: 21.6°C

Weather condition: Dry

DMSB Reg. Nr.: 167/13
Deutscher Motor Sport Bund e.V.

Friday 7.6.2013 08:00

Lap	Time	SE1	SP1	SE2	SP2	SE3	SP3	TSP	Lap	Time	SE1	SP1	SE2	SP2	SE3	SP3	TSP
10	1:23.414	42.592		18.712		22.110	162	216	23	1:22.494	42.529		18.554		21.411	161	215
11	1:22.512	42.284		18.584		21.644	161	216	24	1:22.076	42.124		18.474		21.478	162	216
12	1:22.252	42.175		18.473		21.604	162	216	25	1:28.230	44.869		21.876		21.485	163	216
13	1:22.522	42.160		18.580		21.782	162	217	26	1:28.911	42.831		19.311		26.769		218

5 Christina Nielsen, DNK/ Marco Seefried, DEU

theoretical besttime: 1:23.046

1	1:57.504	1:04.245		27.394		25.865	164		17	1:27.422	42.717		18.798		25.907		222
2	1:37.833	48.529		24.779		24.525	166	219	18	4:36.100	3:49.948		21.373		24.779	164	
3	1:39.317	46.886		23.251		29.180		220	19	1:31.724	46.846		20.940		23.938	163	221
4	3:23.472	2:40.119		21.228		22.125	168		20	1:28.356	45.073		20.308		22.975	165	218
5	1:23.133	42.640		18.597		21.896	168	223	21	1:26.706	44.037		20.105		22.564	164	222
6	1:23.236	42.553		18.723		21.960	166	223	22	1:46.799	47.633		27.392		31.774		222
7	1:24.397	42.915		18.812		22.670	161	223	23	4:32.604	3:50.071		20.184		22.349	165	
8	1:30.300	43.994		19.677		26.629		218	24	1:25.938	44.217		19.402		22.319	161	221
9	4:24.912	3:44.085		18.805		22.022	167		25	1:26.508	44.635		19.648		22.225	165	219
10	1:23.255	42.579		18.763		21.913	166	222	26	1:27.784	45.531		19.702		22.551	165	220
11	1:23.912	43.065		18.712		22.135	166	222	27	1:27.200	44.924		19.550		22.726	166	219
12	1:29.305	43.154		18.790		27.361		221	28	1:27.492	44.387		19.582		23.523	163	222
13	5:52.404	5:11.783		18.680		21.941	165		29	1:28.745	45.289		20.876		22.580	164	222
14	1:23.743	42.748		18.770		22.225	160	222	30	1:26.045	44.256		19.389		22.400	164	222
15	1:24.433	43.267		18.815		22.351	168	218	31	1:33.672	45.540		20.078		28.054		220
16	1:23.933	42.749		18.683		22.501	168	222									

6 Mario Farnbacher, DEU/ Philipp Frommenwiler, CHE

theoretical besttime: 1:22.889

1	1:44.896	57.211		22.609		25.076	161		14	1:26.793	42.902		18.695		25.196		222
2	1:32.518	46.098		19.485		26.935		137	15	3:36.681	2:53.358		18.882		24.441	150	
3	2:49.127	2:07.156		18.878		23.093	164		16	1:28.661	43.452		18.492		26.717		214
4	1:24.312	43.279		18.925		22.108	164	222	17	5:02.201	4:12.423		21.766		28.012		
5	1:23.934	42.820		18.962		22.152	164	223	18	5:16.222	4:33.639		19.866		22.717	165	
6	1:25.352	42.723		19.749		22.880	165	223	19	1:24.931	43.672		19.213		22.046	165	221
7	1:28.313	42.859		19.811		25.643		222	20	1:26.012	44.256		19.643		22.113	165	221
8	5:42.665	4:36.609		18.873		47.183			21	1:24.494	43.313		19.153		22.028	163	221
9	9:43.287	9:01.420		19.510		22.357	166		22	1:23.968	42.974		19.243		21.751	164	221
10	1:23.496	42.904		18.677		21.915	164	220	23	1:25.034	43.307		19.413		22.314	166	221
11	1:23.169	42.737		18.590		21.842	165	221	24	1:27.052	43.083		20.170		23.799	166	223
12	1:23.645	42.646		18.858		22.141	165	221	25	1:28.407	44.142		20.888		23.377	164	223
13	1:23.613	42.828		18.836		21.949	165	222	26	1:26.184	44.238		19.745		22.201	166	222

7 Jürg Aeberhard, CHE/ Tomas Pivoda, CZE

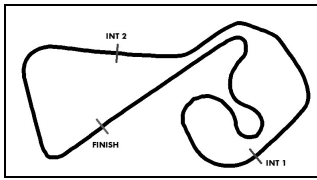
theoretical besttime: 1:24.179

1	1:58.547	1:07.314		25.541		25.692	162		15	1:26.017	44.307		19.464		22.246	166	222
2	1:36.165	48.396		23.083		24.686	163	219	16	1:30.460	44.438		19.425		26.597		223
3	1:33.256	46.440		22.794		24.022	164	219	17	5:06.008	4:23.257		19.725		23.026	163	
4	1:30.182	45.971		21.174		23.037	165	221	18	1:43.563	44.271		19.605		39.687	135	221
5	1:30.200	45.317		21.988		22.895	165	222	19	1:27.363	45.156		19.657		22.550	163	202
6	1:28.243	44.924		20.504		22.815	165	222	20	1:26.113	43.835		19.621		22.657	164	221
7	1:32.227	44.570		20.325		27.332		221	21	1:37.259	43.546		24.847		28.866		221
8	7:25.821	6:42.354		20.756		22.711	165		22	9:09.065	8:26.404		20.439		22.222	166	
9	1:31.815	47.320		21.216		23.279	165	220	23	1:25.720	43.254		20.076		22.390	166	221
10	1:28.767	45.927		20.053		22.787	164	222	24	1:31.858	45.377		20.481		26.000		221
11	1:26.468	44.322		19.600		22.546	166	222	25	3:40.754	2:58.992		19.458		22.304	166	
12	1:26.180	44.034		19.693		22.453	165	223	26	1:25.489	43.732		19.337		22.420	166	221
13	1:29.918	44.192		22.364		23.362	165	222	27	1:24.350	43.425		19.111		21.814	166	222
14	1:26.624	44.458		19.754		22.412	164	222			45.197		19.359				222

8 Robert Renauer, DEU/ Martin Ragginger, AUT

theoretical besttime: 1:22.117

1	2:30.589	1:31.374		24.527		34.688			13	4:50.129	3:55.168		19.449		35.512		
2	3:20.220	2:38.435		19.468		22.317	162		14	12:47.874	11:58.431		20.532		28.911		
3	1:27.437	44.796		20.179		22.462	162	218	15	8:00.806	7:18.190		19.715		22.901	162	
4	1:28.241	42.493		21.975		23.773	163	219	16	1:24.384	43.029		19.249		22.106	162	217
5	1:22.902	42.481		18.595		21.826	163	219	17	1:22.934	42.566		18.568		21.800	162	218



ADAC GT Masters

Lap analysis Free Practice 1



Provisional

Sachsenring, Length: 3645 m

Air temperature: 19.1°C

Track temperature: 21.6°C

Weather condition: Dry

DMSB Reg. Nr.: 167/13
Deutscher Motor Sport Bund e.V.

Friday 7.6.2013 08:00

Lap	Time	SE1	SP1	SE2	SP2	SE3	SP3	TSP	Lap	Time	SE1	SP1	SE2	SP2	SE3	SP3	TSP
6	1:24.332	43.238		19.236		21.858	165	219	18	1:28.311	44.043		21.683		22.585	162	218
7	1:22.438	42.280		18.486		21.672	161	220	19	1:24.422	43.062		19.430		21.930	164	218
8	1:30.128	45.157		19.262		25.709		220	20	1:25.692	42.646		20.346		22.700	163	219
9	5:15.396	4:35.026		18.708		21.662	161		21	1:26.933	43.074		20.650		23.209	165	220
10	1:22.941	42.497		18.760		21.684	163	219	22	1:24.263	42.641		18.497		23.125	156	221
11	1:22.279	41.969		18.567		21.743	162	220	23	1:23.013	42.682		18.642		21.689	164	215
12	1:30.920	44.772		20.129		26.019		220			44.724						219

9 Rene Bourdeaux, DEU/ Alfred Renauer, DEU

theoretical besttime: **1:22.423**

1	2:30.826	1:37.320		25.799		27.707	116		17	1:29.058	45.564		21.166		22.328	166	163
2	1:34.353	48.698		21.693		23.962	163	181	18	1:24.286	42.971		19.364		21.951	165	223
3	1:30.711	45.106		22.905		22.700	164	219	19	1:23.622	42.797		19.102		21.723	164	221
4	1:27.081	44.337		19.947		22.797	165	220	20	1:23.107	42.525		18.987		21.595	164	222
5	1:30.105	45.935		21.758		22.412	165	221	21	1:29.165	42.338		18.702		28.125		222
6	1:30.310	43.812		19.562		26.936		220	22	6:23.754	5:27.630		24.444		31.680		
7	4:13.345	3:31.335		19.890		22.120	165		23	5:58.759	5:10.989		21.393		26.377	165	
8	1:30.544	44.004		21.613		24.927	165	221	24	1:23.033	42.759		18.664		21.610	165	222
9	1:24.831	43.787		19.042		22.002	163	219	25	1:25.390	42.631		18.829		23.930	168	223
10	1:24.432	43.194		19.235		22.003	165	219	26	1:23.369	42.704		19.124		21.541	165	223
11	1:25.322	43.821		19.318		22.183	165	220	27	1:25.325	42.536		18.793		23.996	167	223
12	1:24.297	43.214		19.294		21.789	166	220	28	1:23.907	42.242		18.640		23.025	167	223
13	1:24.434	43.379		18.969		22.086	165	221	29	1:27.882	42.387		18.875		26.620	167	223
14	1:23.669	42.851		18.984		21.834	163	221	30	1:22.533	42.264		18.657		21.612	165	223
15	1:31.370	43.505		19.057		28.808		220	31	1:37.401	46.557		20.303		30.541		223
16	4:56.918	4:07.967		21.583		27.368	163										

10 Maximilian Buhk, DEU/ Maximilian Götz, DEU

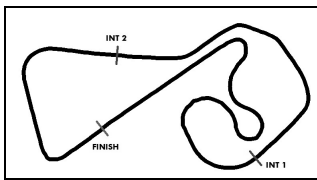
theoretical besttime: **1:22.371**

1	1:49.835	1:05.430		21.868		22.537	163		16	1:23.604	42.975		18.743		21.886	166	220
2	1:25.451	43.736		19.405		22.310	165	214	17	1:23.180	42.883		18.500		21.797	166	221
3	1:24.356	43.091		19.182		22.083	167	219	18	1:27.462	43.562		18.695		25.205		221
4	1:25.924	42.907		19.084		23.933	165	219	19	4:57.322	4:13.948		18.919		24.455	166	
5	1:23.658	42.743		18.881		22.034	164	220	20	1:26.078	42.283		21.422		22.373	168	220
6	1:23.366	42.548		18.900		21.918	165	220	21	1:25.947	42.258		21.363		22.326	167	221
7	1:28.093	42.650		19.999		25.444		220	22	1:24.175	42.384		20.008		21.783	164	221
8	6:14.314	5:31.965		19.002		23.347	160		23	1:40.814	50.452		23.310		27.052		167
9	1:27.885	43.981		20.179		23.725	159	219	24	4:12.190	3:27.429		19.757		25.004	167	
10	1:24.125	43.503		18.686		21.936	163	218	25	1:22.790	42.535		18.642		21.613	166	221
11	1:24.078	43.529		18.762		21.787	167	220	26	1:22.693	42.303		18.669		21.721	165	221
12	1:23.628	42.997		18.549		22.082	163	220	27	1:25.917	42.968		20.204		22.745	168	221
13	1:27.179	43.146		18.585		25.448		219	28	1:22.886	42.547		18.537		21.802	164	222
14	5:19.749	4:39.534		18.550		21.665	166		29	1:30.747	42.745		19.806		28.196		221
15	1:23.273	42.935		18.625		21.713	165	221									

11 Sergey Afanasiev, RUS/ Andreas Simonsen, SWE

theoretical besttime: **1:22.820**

1	2:22.328	1:33.849		22.142		26.337	164		14	1:29.308	44.338		19.097		25.873		221
2	1:27.597	44.344		20.957		22.296	164	217	15	5:52.034	5:10.019		18.740		23.275	164	
3	1:25.430	44.259		19.154		22.017	165	218	16	1:23.629	42.709		19.209		21.711	165	220
4	1:25.267	43.451		19.144		22.672	158	220	17	1:24.003	42.809		19.298		21.896	165	220
5	1:24.579	43.608		19.197		21.774	164	217	18	1:23.219	43.063		18.532		21.624	165	220
6	1:23.409	42.970		18.526		21.913	165	219	19	1:22.865	42.670		18.532		21.663	165	220
7	1:27.096	43.020		18.806		25.270		219	20	1:23.504	42.981		18.843		21.680	165	220
8	5:41.271	4:58.567		20.197		22.507	165		21	1:25.984	42.750		18.685		24.549		220
9	1:29.021	44.394		21.453		23.174	163	221	22	10:15.560	9:31.461		20.833		23.266	166	
10	1:25.694	43.629		19.373		22.692	165	219	23	1:25.200	43.609		18.943		22.648	167	221
11	1:28.099	43.654		21.471		22.974	165	221	24	1:25.554	43.563		19.943		22.048	165	221
12	1:25.599	43.561		18.944		23.094	165	221	25	1:24.346	43.479		19.147		21.720	167	221
13	1:24.319	43.512		18.868		21.939	165	221	26	5:29.424	43.260		18.936		4:27.228		221



ADAC GT Masters

Lap analysis Free Practice 1



Provisional

Sachsenring, Length: 3645 m

Air temperature: 19.1°C

Track temperature: 21.6°C

Weather condition: Dry

DMSB Reg. Nr.: 167/13
Deutscher Motor Sport Bund e.V.

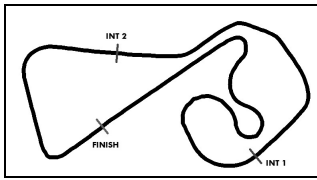
Friday 7.6.2013 08:00

Lap	Time	SE1	SP1	SE2	SP2	SE3	SP3	TSP	Lap	Time	SE1	SP1	SE2	SP2	SE3	SP3	TSP
12	Simon Knap, NLD/ Jeroen den Boer, NLD								theoretical besttime: 1:22.102								
1	2:24.594	1:30.495		24.604		29.495	160		18	1:26.649	42.530		18.440		25.679	217	
2	1:29.576	46.977		19.811		22.788	158	145	19	4:17.470	3:32.935		20.216		24.319	153	
3	1:24.720	43.804		18.843		22.073	161	213	20	1:25.051	43.624		18.819		22.608	162	
4	1:23.778	43.067		18.854		21.857	160	215	21	1:25.752	43.739		18.558		23.455	164	
5	1:24.986	43.246		19.707		22.033	163	215	22	1:26.295	42.570		20.622		23.103	165	
6	1:23.741	43.184		18.815		21.742	165	218	23	1:24.819	42.584		20.446		21.789	161	
7	1:22.804	42.708		18.642		21.454	163	218	24	1:41.801	47.046		24.777		29.978	215	
8	1:23.475	43.001		18.406		22.068	147	217	25	5:04.041	4:21.815		20.249		21.977	162	
9	1:23.558	43.248		18.607		21.703	163	211	26	1:23.468	42.948		18.773		21.747	162	
10	1:23.680	43.249		18.908		21.523	164	217	27	1:23.351	42.623		18.943		21.785	163	
11	1:29.574	44.469		19.596		25.509		217	28	1:23.854	43.669		18.653		21.532	163	
12	6:09.734	5:29.704		18.472		21.558	163		29	1:24.063	42.740		18.857		22.466	163	
13	1:22.440	42.539		18.311		21.590	163	217	30	1:23.208	42.623		18.525		22.060	165	
14	1:22.256	42.508		18.334		21.414	163	216	31	1:24.378	43.580		18.689		22.109	164	
15	1:26.552	42.644		18.254		25.654		215	32	1:23.007	42.795		18.432		21.780	161	
16	3:43.100	3:03.371		18.304		21.425	163		33	1:23.288	42.773		18.708		21.807	162	
17	1:22.317	42.434		18.276		21.607	162	216								140	

14	Frank Kechele, DEU/ Dominik Schwager, BEL								theoretical besttime: 1:21.562							
1	1:54.083	1:05.020		22.180		26.883	161		14	1:22.321	42.409		18.541		21.371	164
2	1:26.203	44.587		19.480		22.136	165	215	15	1:21.865	42.245		18.325		21.295	163
3	1:23.507	42.988		18.861		21.658	165	217	16	1:26.666	42.397		18.445		25.824	218
4	1:27.330	42.484		19.043		25.803		217	17	8:37.368	7:42.864		24.431		30.073	
5	3:45.925	3:04.759		19.090		22.076	166		18	4:31.130	3:48.733		18.842		23.555	165
6	1:24.448	44.056		18.853		21.539	165	217	19	1:22.821	42.179		19.269		21.373	167
7	1:22.683	42.706		18.557		21.420	165	217	20	1:33.579	42.740		21.390		29.449	219
8	1:23.003	43.186		18.289		21.528	164	218	21	3:46.635	3:00.008		20.822		25.805	163
9	1:28.788	42.595		19.955		26.238		218	22	1:25.034	42.621		18.446		23.967	168
10	11:12.387	10:31.609		19.333		21.445	164		23	1:22.688	41.978		18.434		22.276	166
11	1:21.935	42.212		18.329		21.394	167	217	24	1:22.799	42.684		18.663		21.452	167
12	1:26.473	42.697		18.642		25.134		219			43.360		18.691			219
13	2:45.498	2:05.202		18.816		21.480	165									

16	Philip Geipel, DEU/ Christian Mamerow, DEU								theoretical besttime: 1:22.819							
1	2:09.555	1:20.339		24.929		24.287	154		16	4:46.837	4:00.709		21.766		24.362	159
2	1:28.576	45.838		20.187		22.551	165	211	17	1:25.258	43.708		19.534		22.016	164
3	1:26.007	44.539		19.509		21.959	165	217	18	1:25.153	42.898		19.407		22.848	165
4	1:23.889	43.175		18.889		21.825	165	217	19	1:23.338	42.749		18.742		21.847	164
5	1:23.564	42.830		18.693		22.041	166	218	20	1:23.305	42.522		18.916		21.867	164
6	1:28.589	42.946		18.902		26.741		218	21	1:29.685	43.779		19.316		26.590	218
7	4:43.838	4:00.821		19.831		23.186	164		22	9:03.742	8:22.345		19.556		21.841	159
8	1:47.413					29.804		217	23	1:23.601	42.715		18.862		22.024	167
9	4:15.476	3:33.479		19.777		22.220	164		24	1:25.169	44.120		19.204		21.845	164
10	1:23.719	42.982		18.822		21.915	164	218	25	1:27.016	43.183		20.707		23.126	159
11	1:23.909	42.943		18.913		22.053	164	218	26	1:29.649	46.629		19.764		23.256	165
12	1:23.434	42.681		18.947		21.806	165	218	27	1:33.911	42.612		24.142		27.157	219
13	1:23.366	42.586		18.923		21.857	165	219	28	1:42.972	1:00.873		19.430		22.669	164
14	1:23.619	42.823		18.881		21.915	165	218	29	1:23.010	42.446		18.740		21.824	165
15	1:27.883	43.282		19.230		25.371		218	30	1:22.819	42.413		18.685		21.721	163

17	Remo Lips, CHE/ Lennart Marioneck, DEU								theoretical besttime: 1:23.999							
1	2:33.978	1:40.846		26.519		26.613	159		16	1:26.579	44.360		19.729		22.490	164
2	1:31.904	46.966		20.782		24.156	164	217	17	1:26.492	43.747		19.405		23.340	165
3	1:30.661	48.558		19.456		22.647	164	221	18	1:26.856	43.594		20.447		22.815	165
4	1:30.800	44.773		19.409		26.618		224	19	1:25.441	43.248		20.108		22.085	162
5	7:59.558	7:16.938		20.240		22.380	166		20	1:38.221	45.143		22.950		30.128	223
6	1:26.652	44.909		19.173		22.570	164	224	21	4:54.967	4:11.346		20.909		22.712	162
7	1:26.478	44.168		19.270		23.040	158	225	22	1:25.542	44.145		19.399		21.998	165
8	1:25.765	44.453		18.771		22.541	155	221	23	1:24.311	43.230		19.069		22.012	159



ADAC GT Masters

Lap analysis Free Practice 1



Provisional

Sachsenring, Length: 3645 m

Air temperature: 19.1°C

Track temperature: 21.6°C

Weather condition: Dry



Reg. Nr.: 167/13

Friday 7.6.2013 08:00

Lap	Time	SE1	SP1	SE2	SP2	SE3	SP3	TSP	Lap	Time	SE1	SP1	SE2	SP2	SE3	SP3	TSP
9	1:27.437	45.912		19.336		22.189	166	221	24	1:26.298	44.233		19.736		22.329	168	222
10	1:29.842	45.295		19.054		25.493		226	25	1:25.873	43.873		19.390		22.610	165	224
11	5:29.328	4:46.381		19.770		23.177	165		26	1:25.435	43.466		19.122		22.847	166	223
12	1:25.670	44.270		18.909		22.491	166	225	27	1:24.619	43.277		18.985		22.357	158	225
13	1:30.768	44.534		19.955		26.279		225	28	1:24.891	43.462		18.931		22.498	163	221
14	5:25.086	4:42.541		19.910		22.635	162		29	1:24.855	43.532		18.950		22.373	162	224
15	1:26.521	44.919		19.577		22.025	163	222									221

18 Toni Seiler, CHE/ Gerhard Tweraser, AUT

theoretical besttime: 1:23.693

1	2:35.795	1:44.040		25.976		25.779	157		15	1:30.269	43.472		19.163		27.634		223
2	1:36.286	49.909		21.921		24.456	159	206	16	8:00.416	7:16.077		21.212		23.127	165	
3	1:26.511	44.088		19.635		22.788	164	222	17	1:28.060	44.777		20.419		22.864	160	225
4	1:30.078	43.946		19.304		26.828		225	18	1:27.269	44.538		20.389		22.342	160	223
5	7:13.431	6:30.499		20.472		22.460	163		19	1:45.068	45.627		27.626		31.815		224
6	1:26.344	43.728		19.458		23.158	165	223	20	5:03.417	4:20.792		20.121		22.504	165	
7	1:25.260	43.811		19.137		22.312	163	223	21	1:25.360	43.686		19.389		22.285	164	224
8	1:24.174	42.945		19.178		22.051	165	223	22	1:25.993	44.849		19.117		22.027	168	225
9	1:24.606	43.282		19.148		22.176	163	224	23	1:25.399	43.325		20.028		22.046	168	227
10	1:31.334	43.469		19.459		28.406		224	24	1:24.204	43.144		19.042		22.018	167	226
11	5:25.087	4:42.916		19.724		22.447	164		25	1:23.939	43.153		18.860		21.926	167	227
12	1:24.324	43.240		19.014		22.070	166	224	26	1:23.790	42.907		18.949		21.934	165	227
13	1:24.070	42.911		19.195		21.964	167	225	27	1:24.012	42.992		18.882		22.138	166	226
14	1:24.906	42.909		18.947		23.050	160	225			45.658		19.435				226

19 Claudia Hürtgen, DEU/ Dominik Baumann, AUT

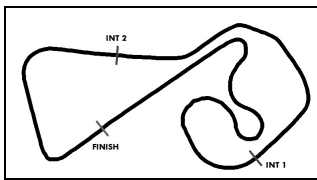
theoretical besttime: 1:21.858

1	2:44.728	2:01.133		20.756		22.839	161		17	5:17.616	4:36.384		19.247		21.985	163	
2	1:25.285	43.177		19.913		22.195	162	214	18	1:24.631	42.961		18.599		23.071	152	217
3	1:24.124	43.038		19.376		21.710	161	215	19	1:24.222	44.107		18.404		21.711	161	213
4	1:24.014	43.264		18.843		21.907	163	216	20	1:24.027	42.496		18.512		23.019	165	215
5	1:23.079	42.528		18.717		21.834	162	216	21	1:27.072	42.243		20.834		23.995	165	219
6	1:25.110	42.143		18.724		24.243		218	22	1:27.404	42.452		20.058		24.894		218
7	5:33.769	4:52.786		18.882		22.101	159		23	7:54.806	7:14.299		18.628		21.879	163	
8	1:22.801	42.384		18.498		21.919	161	216	24	1:22.749	42.594		18.342		21.813	163	216
9	1:24.334	42.480		18.542		23.312	153	217	25	1:27.814	45.513		19.885		22.416	164	218
10	1:23.923	42.706		19.183		22.034	162	213	26	1:24.814	42.947		18.958		22.909	162	217
11	1:22.580	42.250		18.464		21.866	162	218	27	1:25.855	42.472		19.405		23.978	166	217
12	1:26.645	43.102		18.687		24.856		217	28	1:24.999	42.207		18.228		24.564	165	217
13	3:49.771	3:08.715		19.047		22.009	157		29	1:22.314	42.350		18.209		21.755	162	218
14	1:22.701	42.597		18.380		21.724	158	216	30	1:22.248	42.434		18.094		21.720	165	218
15	1:22.495	42.495		18.379		21.621	160	216			43.394		18.408				217
16	1:27.240	43.092		18.765		25.383		215									

20 Max Sandritter, DEU/ Jens Klingmann, DEU

theoretical besttime: 1:21.363

1	3:06.987	2:21.868		22.727		22.392	157		17	1:22.885	42.795		18.477		21.613	163	220
2	1:23.697	43.113		18.770		21.814	163	212	18	1:22.755	42.776		18.244		21.735	161	218
3	1:23.167	42.624		18.639		21.904	160	215	19	1:23.190	43.109		18.366		21.715	163	219
4	1:22.711	42.503		18.397		21.811	159	215	20	1:26.356	42.871		18.664		24.821		218
5	1:25.850	42.499		20.210		23.141	162	213	21	3:37.058	2:57.013		18.308		21.737	161	
6	1:22.605	42.426		18.390		21.789	162	216	22	1:24.274	42.951		18.476		22.847	169	218
7	1:22.479	42.313		18.466		21.700	157	216	23	1:31.049	43.038		19.641		28.370		219
8	1:26.046	42.666		18.392		24.988		214	24	3:29.388	2:28.954		26.164		34.270		
9	4:24.757	3:42.929		18.436		23.392	164		25	4:54.990	4:14.320		18.886		21.784	162	
10	1:22.148	42.431		18.212		21.505	160	215	26	1:24.027	43.236		18.839		21.952	163	219
11	1:24.828	42.703		18.571		23.554	160	217	27	1:22.757	42.706		18.197		21.854	154	218
12	1:25.873	42.339		18.288		25.246		217	28	1:27.552	43.190		19.146		25.216		214
13	3:36.060	2:55.300		18.979		21.781	164		29	2:53.748	2:13.024		18.743		21.981	162	
14	1:23.092	42.928		18.540		21.624	160	218	30	1:21.955	41.912		18.202		21.841	163	218
15	1:22.961	42.835		18.451		21.675	162	216	31	1:21.867	41.768		18.090		22.009	162	218
16	1:25.194	44.670		18.469		22.055	160	219	32	1:26.691	42.778		18.986		24.927		219



ADAC GT Masters

Lap analysis Free Practice 1



Provisional

Sachsenring, Length: 3645 m

Air temperature: 19.1°C

Track temperature: 21.6°C

Weather condition: Dry

DMSB Reg. Nr.: 167/13
Deutscher Motor Sport Bund e.V.

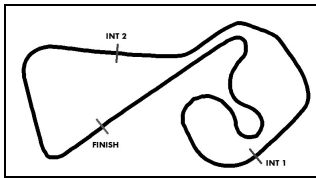
Friday 7.6.2013 08:00

Lap	Time	SE1	SP1	SE2	SP2	SE3	SP3	TSP	Lap	Time	SE1	SP1	SE2	SP2	SE3	SP3	TSP
21 Fabian Hamprecht, DEU/ Peter Kox, NLD									theoretical besttime: 1:22.989								
1	2:38.395	1:49.105		24.480		24.810	162		13	1:24.966	44.309		18.855		21.802	165	217
2	1:29.108	46.103		19.822		23.183	164	214	14	1:23.846	43.063		18.672		22.111	165	218
3	1:25.071	43.372		19.818		21.881	165	216	15	1:24.224	43.406		18.554		22.264	153	216
4	1:26.277	44.616		19.723		21.938	164	216	16	1:25.837	44.025		18.749		23.063	165	213
5	1:24.161	42.844		19.073		22.244	157	215	17	1:24.906	43.512		18.711		22.683	163	219
6	1:28.989	43.798		19.811		25.380		214	18	1:23.742	43.159		18.720		21.863	164	217
7	3:58.405	3:14.268		20.340		23.797	160		19	1:49.967	43.197		37.517		29.253		218
8	1:27.146	44.672		19.554		22.920	161	215	20	9:59.179	9:15.916		19.799		23.464	163	
9	1:26.184	43.705		19.129		23.350	165	216	21	1:25.749	42.812		21.040		21.897	164	215
10	1:24.832	43.521		18.743		22.568	162	218	22	1:29.242	42.633		20.504		26.105		216
11	1:24.539	43.529		18.852		22.158	164	218	23	5:56.928	5:14.196		20.307		22.425	165	
12	1:24.500	43.421		18.854		22.225	163	218	24	1:24.408	43.116		19.359		21.933	164	217

22 Eduard Leganov, CZE/ Marcel Leipter, DEU									theoretical besttime: 1:22.686								
1	2:13.264	1:22.959		23.495		26.810	161		16	1:27.916	43.318		19.157		25.441		219
2	1:34.805	50.214		21.358		23.233	164	215	17	3:22.066	2:40.802		19.416		21.848	165	
3	1:26.895	44.715		19.898		22.282	164	216	18	1:27.769	43.058		18.761		25.950		218
4	1:25.938	44.731		19.270		21.937	165	217	19	4:06.431	3:17.975		23.728		24.728	160	
5	1:25.364	43.963		19.497		21.904	166	218	20	1:33.712	46.793		22.533		24.386	163	215
6	1:23.213	42.734		18.776		21.703	166	219	21	5:02.118	46.244		22.791		3:53.083		217
7	1:28.715	43.056		19.080		26.579		219	22	7:57.664	7:10.460		21.955		25.249	161	
8	3:29.073	2:44.633		20.255		24.185	166		23	1:31.201	46.189		21.453		23.559	161	216
9	1:23.634	43.063		18.822		21.749	165	220	24	1:29.345	44.968		21.014		23.363	162	216
10	1:27.821	43.072		18.891		25.858		219	25	1:30.854	45.325		19.953		25.576	164	217
11	2:37.437	1:57.043		18.839		21.555	166		26	1:28.918	45.134		20.516		23.268	163	219
12	1:22.901	42.716		18.475		21.710	165	219	27	1:27.244	44.562		19.689		22.993	166	219
13	1:22.980	42.710		18.459		21.811	165	218	28	1:26.914	44.168		20.013		22.733	163	219
14	1:25.202	43.000		18.655		23.547	166	218	29	1:26.035	43.568		19.757		22.710	164	218
15	1:22.958	42.672		18.591		21.695	162	219			48.918						218

26 Rahel Frey, CHE/ Christopher Haase, DEU									theoretical besttime: 1:21.779								
1	2:08.602	1:20.627		24.047		23.928	161		19	1:28.158	42.503		18.567		27.088		217
2	1:30.050	46.123		20.675		23.252	163	215	20	2:55.905	2:12.369		21.196		22.340	164	
3	1:34.150	45.645		21.302		27.203		215	21	1:23.559	42.664		18.911		21.984	164	216
4	2:32.131	1:49.604		19.967		22.560	161		22	1:22.815	42.479		18.524		21.812	160	217
5	1:25.406	43.569		19.641		22.196	164	214	23	1:23.011	42.182		18.780		22.049	164	216
6	1:24.434	43.372		19.275		21.787	165	216	24	1:26.558	41.955		18.699		25.904		217
7	1:23.607	42.939		18.951		21.717	162	216	25	2:33.759	1:51.979		18.471		23.309	163	
8	1:22.933	42.608		18.648		21.677	164	216	26	1:27.966	42.152		20.823		24.991	166	216
9	1:25.466	44.633		19.108		21.725	162	217	27	1:24.065	41.881		20.364		21.820	164	218
10	1:40.161	42.929		34.473		22.759	165	217	28	1:30.933	41.882		21.797		27.254		218
11	1:23.470	42.851		18.896		21.723	164	217	29	6:13.775	5:31.276		18.548		23.951	166	
12	1:23.969	42.740		19.013		22.216	164	217	30	1:22.047	41.698		18.710		21.639	165	217
13	1:22.999	42.629		18.735		21.635	164	217	31	1:27.752	43.435		21.919		22.398	164	218
14	1:26.547	44.119		20.202		22.226	164	217	32	1:24.230	43.116		19.372		21.742	164	217
15	1:23.144	42.858		18.635		21.651	164	217	33	1:25.551	42.785		19.436		23.330	165	219
16	1:22.787	42.520		18.446		21.821	164	217	34	1:25.875	43.673		19.257		22.945	166	216
17	1:22.845	42.499		18.545		21.801	165	217	35	1:28.706	43.022		19.814		25.870		219
18	1:23.285	42.895		18.684		21.706	164	217									

27 Christopher Mies, DEU/ Rene Rast, DEU									theoretical besttime: 1:21.686								
1	8:18.118	7:31.033		22.411		24.674	161		16	1:23.707	42.972		18.894		21.841	164	216
2	1:27.365	44.767		20.329		22.269	164	214	17	1:23.056	42.467		18.698		21.891	165	217
3	1:23.727	42.967		18.994		21.766	163	216	18	1:22.876	42.210		18.640		22.026	165	218
4	1:26.444	42.661		18.564		25.219		216	19	1:27.767	42.512		19.208		26.047	165	211
5	5:38.109	4:52.058		18.773		27.278	166		20	1:22.858	41.934		19.355		21.569	165	218
6	1:22.308	42.291		18.365		21.652	161	217	21	1:31.353	42.806		18.889		29.658		218
7	1:22.669	42.465		18.577		21.627	164	215	22	6:11.399	5:30.203		19.368		21.828	164	
8	1:22.494	42.628		18.404		21.462	165	218	23	1:22.792	42.593		18.508		21.691	164	217



ADAC GT Masters

Lap analysis Free Practice 1



Provisional

Sachsenring, Length: 3645 m

Air temperature: 19.1°C

Track temperature: 21.6°C

Weather condition: Dry

DMSB Reg. Nr.: 167/13
Deutscher Motor Sport Bund e.V.

Friday 7.6.2013 08:00

Lap	Time	SE1	SP1	SE2	SP2	SE3	SP3	TSP	Lap	Time	SE1	SP1	SE2	SP2	SE3	SP3	TSP
9	1:22.103	42.156		18.330		21.617	164	218	24	1:23.194	42.587		18.902		21.705	166	217
10	1:22.241	41.969		18.580		21.692	162	217	25	1:22.952	42.512		18.878		21.562	164	217
11	1:22.663	42.654		18.375		21.634	162	210	26	1:23.219	42.349		18.766		22.104	166	217
12	1:23.244	42.526		18.609		22.109	163	210	27	1:22.663	41.979		18.394		22.290	164	218
13	1:22.446	42.294		18.290		21.862	156	216	28	1:23.488	41.973		18.960		22.555	165	218
14	1:26.581	42.993		18.546		25.042		207	29	1:22.092	42.133		18.393		21.566	165	218
15	5:06.551	4:24.298		19.684		22.569	164		30	1:28.645	43.450		19.131		26.064		218

28 Christer Jöns, DEU/ Markus Winkelhock, DEU

theoretical besttime: 1:22.193

1	1:50.824	1:05.647		21.856		23.321	163		17	4:13.014	3:28.800		20.345		23.869	164	
2	1:32.628	44.371		19.841		28.416		213	18	1:24.532	43.409		19.218		21.905	164	215
3	2:41.651	1:58.396		19.086		24.169	164		19	1:23.981	43.183		18.895		21.903	163	216
4	1:24.942	44.014		18.850		22.078	165	215	20	1:25.490	42.838		18.820		23.832	158	217
5	1:23.920	42.573		19.110		22.237	164	216	21	1:22.920	42.335		18.623		21.962	162	215
6	1:23.741	42.161		19.330		22.250	164	216	22	1:25.954	42.222		18.579		25.153	164	217
7	1:23.048	42.560		18.625		21.863	163	216	23	1:29.968	42.266		20.396		27.306		217
8	1:22.605	42.182		18.552		21.871	164	217	24	8:14.402	7:32.624		19.700		22.078	164	
9	1:29.471	42.868		20.361		26.242	165	217	25	1:23.185	42.340		18.694		22.151	161	216
10	1:23.540	42.399		18.864		22.277	165	218	26	1:23.072	42.454		18.748		21.870	164	216
11	1:29.400	42.289		18.731		28.380		217	27	1:30.204	42.904		19.796		27.504		218
12	5:33.839	4:51.119		18.763		23.957	166		28	3:29.614	2:47.669		18.784		23.161	163	
13	1:22.759	42.265		18.621		21.873	164	216	29	1:27.111	42.381		18.485		26.245	166	216
14	1:22.392	41.967		18.632		21.793	163	217	30	1:22.460	42.175		18.544		21.741	162	219
15	1:23.722	42.327		18.860		22.535	166	217	31	1:29.153	42.977		18.900		27.276		217
16	1:27.299	42.245		18.792		26.262		217									

40 Gerd Beisel, DEU/ Sven Barth, DEU

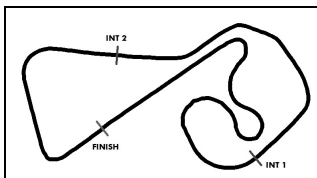
theoretical besttime: 1:23.482

1	2:12.175	1:17.936		26.700		27.539	155		15	1:23.790	43.202		18.772		21.816	166	224
2	1:42.570	53.467		23.949		25.154	160	202	16	1:27.618	42.894		18.921		25.803		224
3	1:35.115	47.575		23.474		24.066	162	221	17	6:50.117	6:06.436		20.220		23.461	166	
4	1:32.708	48.456		21.305		22.947	165	221	18	1:25.857	43.033		20.432		22.392	167	224
5	1:45.036	45.980		33.887		25.169	163	224	19	1:24.587	42.914		19.618		22.055	167	225
6	1:37.485	46.381		23.051		28.053		222	20	1:45.133	47.244		26.492		31.397		225
7	4:38.206	3:51.949		22.088		24.169	161		21	5:06.812	4:21.952		21.547		23.313	162	
8	1:31.759	45.847		21.683		24.229	152	220	22	1:30.600	45.631		21.534		23.435	165	223
9	1:35.431	45.642		21.708		28.081		219	23	1:33.296	47.288		22.202		23.806	162	224
10	7:11.959	6:25.926		21.581		24.452	163		24	1:31.133	45.892		21.834		23.407	161	223
11	1:28.915	44.786		20.543		23.586	163	220	25	1:31.618	45.719		21.585		24.314	162	221
12	1:27.361	45.910		19.233		22.218	165	205	26	1:28.930	44.969		20.686		23.275	166	208
13	1:25.302	43.301		19.951		22.050	167	223	27	1:30.630	44.697		21.308		24.625	163	225
14	1:25.583	44.109		19.129		22.345	166	224	28	1:30.417	45.070		21.721		23.626	162	224

45 Michael Schulze, DEU/ Tobias Schulze, DEU

theoretical besttime: 1:22.476

1	2:42.177	1:53.234		22.434		26.509	164		16	1:22.825	42.564		18.600		21.661	165	223
2	1:25.941	44.577		19.317		22.047	166	220	17	1:23.448	42.498		18.556		22.394	147	222
3	1:24.658	43.603		19.185		21.870	168	222	18	1:30.787	44.099		20.020		26.668		214
4	1:28.817	43.092		18.753		26.972		223	19	6:06.314	5:20.483		23.050		22.781	165	
5	6:26.261	5:45.593		18.969		21.699	166		20	1:42.080	44.924		24.520		32.636		221
6	1:23.198	42.958		18.697		21.543	165	221	21	5:27.897	4:45.418		19.862		22.617	163	
7	1:23.693	42.740		19.261		21.692	165	222	22	1:24.804	43.739		19.129		21.936	164	222
8	1:23.139	42.775		18.679		21.685	165	221	23	1:24.968	43.319		19.737		21.912	166	222
9	1:23.331	43.099		18.612		21.620	164	221	24	1:24.103	43.420		18.834		21.849	166	222
10	1:22.974	42.808		18.527		21.639	163	221	25	1:23.802	42.881		18.825		22.096	164	223
11	1:22.579	42.406		18.565		21.608	165	220	26	1:23.491	42.897		18.566		22.028	166	223
12	1:32.791	44.614		20.526		27.651		221	27	1:24.762	43.509		19.326		21.927	165	224
13	6:30.470	5:48.328		19.421		22.721	168		28	1:23.581	43.063		18.533		21.985	166	223
14	1:23.456	42.756		18.801		21.899	163	223	29	1:23.598	42.883		18.782		21.933	165	223
15	1:23.678	42.677		18.964		22.037	165	222									173



ADAC GT Masters

Lap analysis Free Practice 1



Provisional

Sachsenring, Length: 3645 m

Air temperature: 19.1°C

Track temperature: 21.6°C

Weather condition: Dry

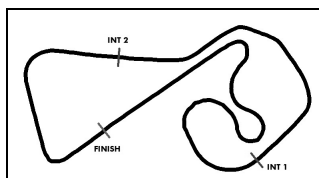
DMSB Reg. Nr.: 167/13
Deutscher Motor Sport Bund e.V.

Friday 7.6.2013 08:00

Lap	Time	SE1	SP1	SE2	SP2	SE3	SP3	TSP	Lap	Time	SE1	SP1	SE2	SP2	SE3	SP3	TSP
46	Martin Matzke, CZE/ Yelmer Buurman, NLD								theoretical besttime: 1:22.255								
1	2:03.344	1:10.758		23.157		29.429			14	1:22.472	42.455		18.438		21.579	163	218
2	3:57.802	3:14.958		20.311		22.533	160		15	1:22.411	42.392		18.552		21.467	163	218
3	1:25.273	44.074		19.220		21.979	162	214	16	1:22.590	42.434		18.606		21.550	162	218
4	1:24.846	43.710		19.351		21.785	162	216	17	1:25.469	42.497		18.396		24.576		218
5	1:24.541	43.141		19.536		21.864	154	217	18	5:49.536	5:07.447		19.807		22.282	162	
6	1:23.770	43.485		18.802		21.483	161	213	19	1:24.344	43.737		18.736		21.871	163	217
7	1:23.036	42.690		18.719		21.627	162	217	20	8:41.869	42.736		7:26.201		32.932		218
8	1:24.163	43.286		18.942		21.935	162	217	21	6:53.851	6:09.909		20.122		23.820	164	
9	1:23.096	42.644		18.738		21.714	164	217	22	1:26.615	43.656		19.499		23.460	163	216
10	1:27.548	43.256		19.210		25.082		218	23	1:25.989	44.273		19.506		22.210	164	217
11	6:29.820	5:49.390		18.711		21.719	163		24	1:24.531	43.584		19.096		21.851	164	218
12	1:25.940	43.058		18.626		24.256	163	218	25	1:23.654	43.136		18.849		21.669	165	217
13	1:22.708	42.432		18.591		21.685	163	218			42.991		18.882				218

47	Paul Green, DEU/ Niclas Kentenich, DEU								theoretical besttime: 1:22.976								
1	2:09.886	1:16.799		22.889		30.198			15	1:29.954	43.906		19.682		26.366		218
2	4:46.853	3:58.441		21.024		27.388			16	3:53.683	3:10.344		19.903		23.436	161	
3	4:09.005	3:24.084		21.230		23.691	160		17	1:25.370	44.129		19.191		22.050	163	215
4	1:29.410	46.797		19.695		22.918	160	214	18	1:40.451	43.650		18.745		38.056		217
5	1:25.724	44.503		18.875		22.346	161	214	19	11:51.180	11:07.908		20.743		22.529	163	
6	1:44.623	44.038		32.994		27.591		216	20	1:24.332	43.751		18.697		21.884	164	217
7	3:39.376	2:57.414		19.277		22.685	159		21	1:23.404	42.944		18.621		21.839	165	218
8	1:27.500	44.953		19.086		23.461	161	215	22	1:24.665	43.463		19.230		21.972	165	218
9	1:25.878	43.906		18.787		23.185	162	217	23	1:24.178	43.126		19.211		21.841	164	219
10	1:25.963	43.841		18.782		23.340	163	217	24	1:25.659	42.845		19.333		23.481	166	219
11	1:25.556	43.762		18.893		22.901	161	218	25	1:24.422	42.964		18.791		22.667	165	219
12	1:25.046	43.597		19.048		22.401	158	217	26	1:23.911	42.516		18.734		22.661	164	220
13	1:27.282	44.680		18.728		23.874	163	216	27	1:23.673	42.962		18.645		22.066	164	219
14	1:25.834	44.075		19.154		22.605	163	218									218

100	Daniel Dobitsch, AUT/ Aditya Patel, IND								theoretical besttime: 1:22.545								
1	2:14.499	1:24.488		23.536		26.475	158		18	1:23.839	42.888		18.999		21.952	166	221
2	1:35.513	50.340		21.439		23.734	161	216	19	1:29.300	42.936		18.827		27.537		222
3	1:28.833	45.981		19.328		23.524	155	216	20	3:54.763	3:13.394		19.404		21.965	164	
4	1:28.315	46.408		19.353		22.554	165	200	21	1:25.063	42.885		18.769		23.409	158	220
5	1:26.447	44.659		19.392		22.396	167	219	22	1:27.405	43.644		18.898		24.863	164	210
6	1:25.502	43.799		19.441		22.262	167	221	23	1:24.063	42.775		19.130		22.158	163	220
7	1:32.316	44.201		19.292		28.823		221	24	1:30.219	42.429		20.427		27.363		220
8	3:12.268	2:31.039		19.204		22.025	164		25	8:00.662	7:14.171		22.221		24.270	165	
9	1:25.069	43.637		18.706		22.726	165	221	26	1:23.078	42.818		18.702		21.558	168	220
10	1:30.621	48.767		19.186		22.668	165	221	27	1:24.435	43.540		19.271		21.624	166	222
11	1:25.452	44.535		18.802		22.115	166	221	28	1:24.095	42.480		19.404		22.211	159	220
12	1:23.817	43.163		18.881		21.773	167	221	29	1:24.599	42.678		18.958		22.963	167	218
13	1:30.644	46.928		20.073		23.643	160	223	30	1:25.233	43.021		19.255		22.957	166	221
14	1:24.232	43.478		18.955		21.799	166	219	31	1:25.210	44.201		18.921		22.088	161	220
15	1:32.920	43.926		21.273		27.721		222	32	1:22.661	42.285		18.725		21.651	165	219
16	3:30.953	2:47.942		19.820		23.191	166		33	1:23.841	42.601		19.005		22.235	162	220
17	1:25.178	43.385		19.702		22.091	167	221									150



ADAC GT Masters

Vmax list Free Practice 1

Provisional



Sachsenring, Length: 3645 m

Air temperature: 19.3°C

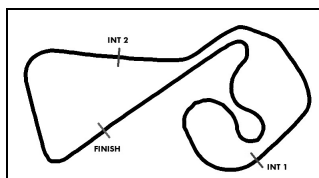
Track temperature: 21.7°C

Weather condition: Dry

DMSB Reg. Nr.: 167/13
Deutscher Motor Sport Bund e.V.

Friday 7.6.2013 08:00

Nr	Team, Car, Driver, Nat	Top speed
18	Callaway Competition, Corvette Z06.R GT3 Seiler Toni , CHE Tweraser Gerhard , AUT	227,08 km/h
3	Callaway Competition, Corvette Z06.R GT3 Wirth Andreas , DEU Hohenadel Christian , DEU	226,37 km/h
2	Callaway Competition, Corvette Z06.R GT3 Alessi Diego , ITA Keilwitz Daniel , DEU	226,23 km/h
17	Callaway Competition, Corvette Z06.R GT3 Lips Remo , CHE Marioneck Lennart , DEU	225,61 km/h
40	RWT Racing Team, Corvette Z06.R GT3 Beisel Gerd , DEU Barth Sven , DEU	225,09 km/h
45	Schulze Motorsport, Nissan GT-R NISMO GT3 Schulze Michael , DEU Schulze Tobias , DEU	223,56 km/h
6	Farnbacher Racing, Porsche 911 GT3 R Farnbacher Mario , DEU Frommenwiler Philipp , CHE	223,32 km/h
9	Tonino powered by Herberth Motorsport, Porsche 911 GT3 Bourdeaux Rene , DEU Renauer Alfred , DEU	223,14 km/h
5	Farnbacher Racing, Porsche 911 GT3 R Nielsen Christina , DNK Seefried Marco , DEU	223,00 km/h
7	Farnbacher Racing, Porsche 911 GT3 R Aeberhard Jürg , CHE Pivoda Tomas , CZE	222,68 km/h
100	MS RACING, Audi R8 LMS Ultra Dobitsch Daniel , AUT Patel Aditya , IND	222,59 km/h
1	MS RACING, Audi R8 LMS Ultra Stoll Florian , DEU Asch Sebastian , DEU	222,13 km/h
10	Polarweiss Racing, Mercedes Benz SLS AMG GT3 Buhk Maximilian , DEU Götz Maximilian , DEU	221,86 km/h
11	Polarweiss Racing, Mercedes Benz SLS AMG GT3 Afanasiev Sergey , RUS Simonsen Andreas , SWE	221,49 km/h



ADAC GT Masters

Vmax list Free Practice 1



Provisional

Sachsenring, Length: 3645 m

Air temperature: 19.3°C

Track temperature: 21.7°C

Weather condition: Dry

DMSB Reg. Nr.: 167/13
Deutscher Motor Sport Bund e.V.

Friday 7.6.2013 08:00

Nr	Team, Car, Driver, Nat	Top speed
8	Tonino powered by Herberth Motorsport, Porsche 911 GT3 Renauer Robert , DEU Ragginger Martin , AUT	220,77 km/h
20	PIXUM Team Schubert, BMW Z4 GT3 Sandritter Max , DEU Klingmann Jens , DEU	220,23 km/h
16	THE BOSS YACO Racing, Audi R8 LMS Ultra Geipel Philip , DEU Mamerow Christian , DEU	220,00 km/h
14	Lambda Performance, Ford GT GT3 Kechele Frank , DEU Schwager Dominik , BEL	219,69 km/h
47	Vita4One Racing Team, BMW Z4 GT3 Green Paul , DEU Kentenich Niclas , DEU	219,65 km/h
22	Team rhino's Leipert Motorsport, Lamborghini Gallardo FL Leganov Eduard , CZE Leipert Marcel , DEU	219,60 km/h
26	Prosperia C. Abt Racing, Audi R8 LMS Ultra Frey Rahel , CHE Haase Christopher , DEU	219,24 km/h
28	Prosperia C. Abt Racing, Audi R8 LMS Ultra Jöns Christer , DEU Winkelhock Markus , DEU	218,80 km/h
19	PIXUM Team Schubert, BMW Z4 GT3 Hürtgen Claudia , DEU Baumann Dominik , AUT	218,76 km/h
12	DB Motorsport, BMW Z4 GT3 Knap Simon , NLD den Boer Jeroen , NLD	218,58 km/h
21	Team rhino's Leipert Motorsport, Lamborghini Gallardo FL Hamprecht Fabian , DEU Kox Peter , NLD	218,54 km/h
46	Vita4One Racing Team, BMW Z4 GT3 Matzke Martin , CZE Buurman Yelmer , NLD	218,40 km/h
4	Team GW-Schütz, Porsche 911 GT3 R Engelhart Christian , DEU Armindo Nicolas , FRA	218,23 km/h
27	Prosperia C. Abt Racing, Audi R8 LMS Ultra Mies Christopher , DEU Rast Rene , DEU	218,14 km/h