

ADAC GT Masters

Results Qualifying 2



Provisional

Reg. Nr.: CS-ATGI-009

Amended
10.5.2013 - 18:33

Spa Francorchamps, Length: 7004 m

Air temperature: 10.4°C

Track temperature: 12.1°C

Weather condition: Dry

Friday 10.5.2013 16:55

started : 27 classified : 26 not classified : 1

	Drivers	Team	Car	Lap	Best Time	Gap	Diff	Kph	Day Time
1	14 N.Verdonck/F.Kechele	Lambda Performance	Ford GT GT3	3	2:19.390			180,9	17:15:44
2	8 R.Renauer/M.Ragginger	Tonino powered by Herberth Motors	Porsche 911 GT3 R	2	2:19.789	0.399	0.399	180,4	17:04:15
3	10 M.Buhk/M.Götz	Polarweiss Racing	Mercedes Benz SLS AMG GT3	5	2:20.005	0.615	0.216	180,1	17:09:26
4	27 C.Mies/R.Rast	Prosperia C. Abt Racing	Audi R8 LMS Ultra	5	2:20.211	0.821	0.206	179,8	17:14:18
5	19 C.Hürtgen/D.Baumann	PIXUM Team Schubert	BMW Z4 GT3	4	2:20.315	0.925	0.104	179,7	17:04:59
6	4 C.Engelhart/N.Armino	Team GW-Schütz	Porsche 911 GT3 R	2	2:20.439	1.049	0.124	179,5	17:07:07
7	2 D.Alessi/D.Keilwitz	Callaway Competition	Corvette Z06.R GT3	4	2:20.749	1.359	0.310	179,1	17:05:11
8	12 S.Knap/J.den Boer	DB Motorsport	BMW Z4 GT3	3	2:20.826	1.436	0.077	179,0	17:07:26
9	9 R.Bourdeaux(*G*)/A.Renauer	Tonino powered by Herberth Motors	Porsche 911 GT3 R	3	2:21.179	1.789	0.353	178,6	17:04:18
10	21 F.Schmickler/P.Kox	Team rhino's Leipert Motorsport	Lamborghini Gallardo FL2	5	2:21.385	1.995	0.206	178,3	17:07:37
11	5 C.Nielsen(*G*)/A.Simonsen	Farnbacher Racing	Porsche 911 GT3 R	2	2:21.386	1.996	0.001	178,3	17:06:23
12	11 A.Simonsen/S.Afanasiev	Polarweiss Racing	Mercedes Benz SLS AMG GT3	3	2:21.439	2.049	0.053	178,3	17:07:17
13	46 M.Matzke/Y.Buurman	Vita4One Racing Team	BMW Z4 GT3	5	2:21.597	2.207	0.158	178,1	17:10:57
14	28 C.Jöns/C.Mamerow	Prosperia C. Abt Racing	Audi R8 LMS Ultra	4	2:21.601	2.211	0.004	178,1	17:13:52
15	3 A.Wirth/C.Hohenadel	Callaway Competition	Corvette Z06.R GT3	3	2:21.653	2.263	0.052	178,0	17:07:03
16	26 R.Frey/M.Winkelhock	Prosperia C. Abt Racing	Audi R8 LMS Ultra	3	2:21.667	2.277	0.014	178,0	17:07:15
17	6 P.Frommenwiler/M.Farnbacher	Farnbacher Racing	Porsche 911 GT3 R	3	2:21.706	2.316	0.039	177,9	17:10:40
18	16 P.Geipel/D.Lunardi	THE BOSS YACO Racing	Audi R8 LMS Ultra	4	2:21.724	2.334	0.018	177,9	17:08:52
19	17 R.Lips(*G*)/L.Marionec	Callaway Competition	Corvette Z06.R GT3	4	2:21.983	2.593	0.259	177,6	17:05:55
20	7 J.Aeberhard/T.Pivoda	Farnbacher Racing	Porsche 911 GT3 R	5	2:22.436	3.046	0.453	177,0	17:11:38
21	1 F.Stoll/S.Asch	MS RACING	Audi R8 LMS Ultra	8	2:22.754	3.364	0.318	176,6	17:17:38
22	48 C.Putman(*G*)/C.Espenlaub	Prospeed Competition	Porsche 911 GT3 R	4	2:22.822	3.432	0.068	176,5	17:10:48
23	47 P.Green(*G*)/J.Giesler	Vita4One Racing Team	BMW Z4 GT3	4	2:23.346	3.956	0.524	175,9	17:05:45
24	22 E.Leganov(*G*)/F.Hamprecht	Team rhino's Leipert Motorsport	Lamborghini Gallardo FL2	6	2:23.380	3.990	0.034	175,9	17:12:54
25	20 M.Sandritter/J.Müller	PIXUM Team Schubert	BMW Z4 GT3	6	2:23.419	4.029	0.039	175,8	17:19:43
26	100 D.Dobitsch/A.Patel	MS RACING	Audi R8 LMS Ultra	5	2:23.439	4.049	0.020	175,8	17:08:30
did not started									
	18 T.Seiler(*G*)/N.Kentenich	Callaway Competition	Corvette Z06.R GT3	0					

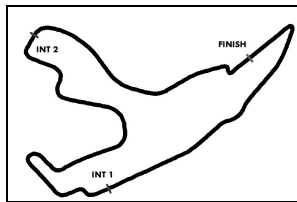
cancellation of the relevant lap time for cars no.: 8,12,20,5,4,2,6,28,3,21,17,100,3

Subject to final scrutineering!

Publications Time:

Clerk of the course:

Time Keeping:



ADAC GT Masters

Lap analysis Qualifying 2



Provisional

Reg. Nr.: CS-ATGI-009

Spa Francorchamps, Length: 7004 m

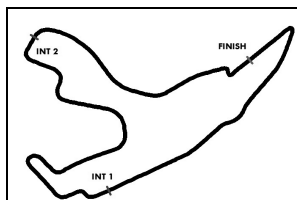
Air temperature: 10.5°C

Track temperature: 11.5°C

Weather condition: Dry

Friday 10.5.2013 16:55

Lap	Time	SE1	SP1	SE2	SP2	SE3	SP3	Lap	Time	SE1	SP1	SE2	SP2	SE3	SP3
1 Florian Stoll, DEU/ Sebastian Asch, DEU								theoretical besttime: 2:22.684							
1	3:12.745	1:22.659	200	1:11.915	156	38.171	161	6	4:55.729	3:10.311	246	1:07.537	157	37.881	
2	2:25.480	42.260	249	1:06.185	165	37.035	160	7	2:23.865	41.395	251	1:05.981	162	36.489	160
3	2:23.005	41.434	253	1:05.295	163	36.276	160	8	2:22.754	41.199	254	1:05.247	164	36.308	160
4	2:22.888	41.232	254	1:05.416	164	36.240	160	9	2:41.908	42.570	242	1:14.484	142	44.854	127
5	2:31.713	41.259	254	1:05.245	165	45.209									
2 Diego Alessi, ITA/ Daniel Keilwitz, DEU								theoretical besttime: 2:20.537							
1	3:01.693	1:02.735	193	1:18.639	141	40.319	163	4	2:20.749	39.765	268	1:05.284	170	35.700	166
2	2:27.640	42.329	253	1:08.324	166	36.987	166	5		39.586	269	1:06.242	167		
3	2:21.278	40.318	266	1:05.251	169	35.709	165								
3 Andreas Wirth, DEU/ Christian Hohenadel, DEU								theoretical besttime: 2:21.597							
1	5:15.910	3:20.531	212	1:10.309	160	45.070		4	2:22.034	40.237	261	1:05.498	165	36.299	164
2	4:25.759	2:42.053	251	1:07.312	165	36.394	165	5	7:45.093	6:01.965	254	1:06.500	162	36.628	164
3	2:21.653	40.293		1:05.416	164	35.944	165	6	5:14.577	3:05.470	214	1:17.925	138	51.182	
4 Christian Engelhart, DEU/ Nicolas Armindo, FRA								theoretical besttime: 2:20.454							
1	7:25.440	5:32.844	236	1:14.217		38.379	163	5	2:35.307	40.274	264	1:05.782	160	49.251	
2	4:41.948	3:01.764	262	1:04.241	166	35.943	162	6	6:34.525	4:50.410	254	1:05.065	167	39.050	160
3	2:25.087	42.445	260	1:06.643	165	35.999	162	7	2:45.550	44.673	224	1:11.234	152	49.643	
4	2:20.934	40.270	263	1:04.673	167	35.991	161								
5 Christina Nielsen, DNK/ Allan Simonsen, DNK								theoretical besttime: 2:21.486							
1	6:40.997	4:49.589	141	1:10.391	158	41.017	161	3	2:21.581	40.173	265	1:05.172	164	36.236	161
2	4:42.699	3:01.386	264	1:05.108	166	36.205	161	4	2:46.569	44.708	202	1:13.769	160	48.092	
6 Philipp Frommenwiler, CHE/ Mario Farnbacher, DEU								theoretical besttime: 2:21.625							
1	8:31.574	6:37.443	182	1:16.121	161	38.010	163	4	2:21.862	40.198	260	1:05.283	166	36.381	164
2	2:23.103	40.818	257	1:05.826	165	36.459	163	5		40.218	261	1:05.472	166		
3	4:45.825	3:04.389	260	1:05.292	168	36.144	164								
7 Jürg Aeberhard, CHE/ Tomas Pivoda, CZE								theoretical besttime: 2:22.253							
1	7:05.750	5:00.792	230	1:22.774	142	42.184	160	4	2:23.709	40.641	261	1:06.614	166	36.454	163
2	2:23.940	41.474	259	1:06.162	165	36.304	163	5	2:22.436	40.599	264	1:05.574	164	36.263	161
3	2:22.684	40.825	261	1:05.391	167	36.468		6	2:29.593	40.630	261	1:05.638	165	43.325	
8 Robert Renauer, DEU/ Martin Ragginger, AUT								theoretical besttime: 2:19.674							
1	4:21.776	2:37.212	245	1:08.130	165	36.434	162	4	2:36.465	41.800	216	1:08.189	165	46.476	
2	4:54.392	3:14.719	264	1:04.053	168	35.620	162	5	7:59.249	5:21.907	193	1:32.375	114	1:04.967	
3	2:20.062	40.001	264	1:04.344	168	35.717	162								
9 Rene Bourdeaux, DEU/ Alfred Renauer, DEU								theoretical besttime: 2:20.714							
1	4:24.215	2:38.193	246	1:09.103	164	36.919		5	2:33.623	40.176	264	1:15.639	157	37.808	165
2	2:33.261	40.727	262	1:15.410	164	37.124	163	6	2:21.929	40.556	263	1:04.992	165	36.381	162
3	2:21.179	40.641	263	1:04.535	169	36.003	163	7	2:45.176	45.377	221	1:10.387	147	49.412	
4	2:22.663	40.463	263	1:05.229	165	36.971	163								
10 Maximilian Buhk, DEU/ Maximilian Götz, DEU								theoretical besttime: 2:19.895							
1	4:56.356	3:05.612	212	1:12.319	156	38.425	165	5	2:20.005	39.927	263	1:04.260	168	35.818	164
2	2:27.035	41.237	250	1:08.414	163	37.384	166	6	2:25.515	41.960	199	1:07.018	165	36.537	165
3	2:20.067	40.099	261	1:04.164	169	35.804	164	7	2:30.895	40.095		1:05.259	161	45.541	
4	2:23.347	39.937	263	1:07.053	167	36.357	163								
11 Andreas Simonsen, SWE/ Sergey Afanasiev, RUS								theoretical besttime: 2:21.339							
1	7:33.490	5:42.690	206	1:11.725	151	39.075	164	5	2:22.084	40.544	259	1:05.296	164	36.244	163
2	2:22.367	41.015	258	1:05.176		36.176	163	6	2:33.840	40.484	260	1:07.203	143	46.153	
3	2:21.439	40.370	261	1:04.798	166	36.271	162	7	5:46.461	3:53.988	255	1:07.483	159	44.990	
4	2:22.299	40.365	261	1:05.218	164	36.716									



ADAC GT Masters

Lap analysis Qualifying 2



Provisional

Reg. Nr.: CS-ATGI-009

Friday 10.5.2013 16:55

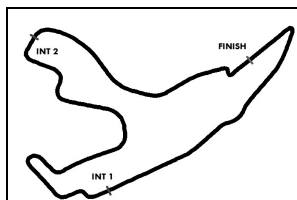
Spa Francorchamps, Length: 7004 m

Air temperature: 10.5°C

Track temperature: 11.5°C

Weather condition: Dry

Lap	Time	SE1	SP1	SE2	SP2	SE3	SP3	Lap	Time	SE1	SP1	SE2	SP2	SE3	SP3
12 Simon Knap, NLD/ Jeroen den Boer, NLD								theoretical besttime: 2:20.486							
1	5:24.169	3:37.773	211	1:09.341	163	37.055		4	2:21.100	40.344	259	1:04.672	166	36.084	159
2	4:41.695	3:01.553	257	1:04.261	168	35.881	159	5	2:30.761	40.472	259	1:04.804	162	45.485	
3	2:20.826	40.534	258	1:04.329	168	35.963	160								
14 Nico Verdonck, BEL/ Frank Kechele, DEU								theoretical besttime: 2:19.390							
1	16:04.739	14:08.094		1:13.118	112	43.527	162	3	2:19.390	39.805	263	1:03.942	167	35.643	
2	2:20.172	40.339	262	1:03.985	165	35.848	162	4	2:30.035	41.815	260	1:05.115	167	43.105	
16 Philip Geipel, DEU/ Dino Lunardi, FRA								theoretical besttime: 2:21.724							
1	6:45.141	4:57.846	239	1:09.867	162	37.428	160	4	2:21.724	40.832	255	1:04.730	166	36.162	161
2	2:23.425	41.488	253	1:05.728	166	36.209	161	5	2:22.247	40.862	255	1:05.108	167	36.277	
3	2:22.282	41.026	253	1:05.085	168	36.171	161	6	2:32.030	41.123	253	1:05.730	163	45.177	
17 Remo Lips, CHE/ Lennart Marioneck, DEU								theoretical besttime: 2:21.688							
1	3:47.325	1:38.142	171	1:29.681		39.502	163	5	2:45.681	43.656	221	1:13.441		48.584	
2	2:24.096	40.818	264	1:07.239	1	36.039	164	6	4:45.844	2:58.934	254	1:10.056	164	36.854	163
3	2:22.398	40.436	267	1:06.040	168	35.922	163	7	2:23.736	40.395	266	1:06.883	164	36.458	165
4	2:21.983	40.132	271	1:05.898	163	35.953	164	8	2:55.084	39.868	270	1:18.644	135	56.572	
19 Claudia Hürtgen, DEU/ Dominik Baumann, AUT								theoretical besttime: 2:19.932							
1	2:50.370	57.432	193	1:13.914	153	39.024	158	5	2:20.389	40.375	259	1:04.177	166	35.837	162
2	2:28.463	44.575	214	1:07.854	164	36.034	162	6	2:30.313	41.202	254	1:05.556	163	43.555	
3	2:20.440	40.608	254	1:04.069	166	35.763	161	7	6:43.519	4:17.142	152	1:28.998	127	57.379	
4	2:20.315	40.453	258	1:03.794	167	36.068	161								
20 Max Sandritter, DEU/ Jörg Müller, CHE								theoretical besttime: 2:22.234							
1	3:56.648	2:02.506		1:13.822	149	40.320	156	5	8:30.251	6:47.314	251	1:05.895	164	37.042	162
2	2:29.606	43.504	239	1:08.326	162	37.776	158	6	2:23.419	41.127	254	1:05.686	163	36.606	160
3	4:51.056	3:01.780	255	1:06.326	108	42.950	160	7	2:25.053	40.984	253	1:04.644	161	39.425	145
4	2:32.987	41.095	255	1:06.020		45.872		8	2:49.287	51.561	196	1:13.190	145	44.536	139
21 Frank Schmickler, DEU/ Peter Kox, NLD								theoretical besttime: 2:21.262							
1	3:04.619	1:07.545	164	1:17.749	157	39.325		6	2:30.667	40.648	252	1:06.597	164	43.422	
2	2:28.174	42.481	249	1:08.321	163	37.372	163	7	3:51.133	2:03.748	135	1:09.997	163	37.388	163
3	2:22.156	40.907	253	1:05.048	167	36.201	161	8	2:28.504	41.117	252	1:08.479	154	38.908	163
4	2:21.621	40.767	254	1:04.706	166	36.148	163	9	2:46.681	43.259	213	1:13.645	141	49.777	
5	2:21.385	40.639	253	1:04.475	168	36.271	162								
22 Eduard Leganov, CZE/ Fabian Hamprecht, CZE								theoretical besttime: 2:23.126							
1	5:51.591	4:00.130	228	1:12.986		38.475		5	2:23.672	41.107	250	1:05.889	168	36.676	163
2	2:28.273	43.780	245	1:07.450	162	37.043	162	6	2:23.380	40.807	252	1:05.797	166	36.776	164
3	2:24.548	41.254	249	1:06.516	166	36.778	163	7	2:28.115	41.795	249	1:08.516	162	37.804	163
4	2:23.502	40.743	251	1:06.173	165	36.586	163	8	2:42.813	42.224	198	1:13.021	158	47.568	
26 Rahel Frey, CHE/ Markus Winkelhock, DEU								theoretical besttime: 2:21.513							
1	7:30.801	5:39.828	184	1:11.160	159	39.813	160	5	2:21.998	41.030	254	1:04.860	164	36.108	161
2	2:23.381	41.651		1:05.407	165	36.323	160	6	2:30.426	40.700	254	1:06.573	120	43.153	160
3	2:21.667	40.854	255	1:04.813	165	36.000	159	7	2:35.154	40.957	254	1:07.150	163	47.047	
4	2:40.761	40.947	255	1:18.161	127	41.653	160								
27 Christopher Mies, DEU/ Rene Rast, DEU								theoretical besttime: 2:20.125							
1	9:50.612	7:53.975		1:12.359		44.278	161	4	2:25.450	40.267	261	1:04.637	166	40.546	163
2	2:21.761	40.976	1	1:04.875	165	35.910		5	2:20.211	40.249	259	1:04.095	164	35.867	161
3	2:20.750	40.596	258	1:04.373	165	35.781	162	6	2:38.216	42.457	233	1:08.641		47.118	



ADAC GT Masters

Lap analysis Qualifying 2



Provisional

Reg. Nr.: CS-ATGI-009

Friday 10.5.2013 16:55

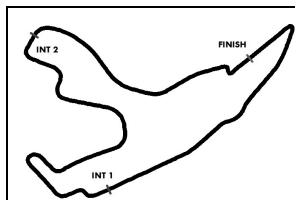
Spa Francorchamps, Length: 7004 m

Air temperature: 10.5°C

Track temperature: 11.5°C

Weather condition: Dry

Lap	Time	SE1	SP1	SE2	SP2	SE3	SP3	Lap	Time	SE1	SP1	SE2	SP2	SE3	SP3
28 Christer Jöns, DEU/ Christian Mamerow, DEU								theoretical besttime: 2:21.281							
1	9:24.470	7:32.218	242	1:11.852	159	40.400	161	4	2:21.601	40.655	255	1:04.600	166	36.346	162
2	2:22.831	41.650	252	1:05.036	167	36.145	161	5	4:53.032	3:07.564	249	1:07.963	160	37.505	163
3	4:43.419	3:02.585	255	1:04.481	166	36.353	162	6	2:31.856	41.077	256	1:04.902	163	45.877	
46 Martin Matzke, CZE/ Yelmer Buurmann, NLD								theoretical besttime: 2:21.198							
1	6:17.745	4:28.929	230	1:11.351	161	37.465	161	6	2:21.662	40.475	258	1:04.916	161	36.271	159
2	2:21.721	40.974	255	1:04.608	164	36.139	159	7	2:29.901	43.138	251	1:09.137	160	37.626	161
3	2:33.975	42.472	227	1:07.949	156	43.554	160	8	2:23.536	41.023	256	1:05.631	162	36.882	161
4	2:22.186	40.899	256	1:04.854	163	36.433	161	9	2:39.397	40.874	256	1:08.865	138	49.658	
5	2:21.597	40.546	256	1:04.584	162	36.467	159								
47 Paul Green, DEU/ Jonas Giesler, DEU								theoretical besttime: 2:22.999							
1	3:28.862	1:29.977	187	1:18.183	153	40.702	158	5	2:24.881	40.725	257	1:06.285	163	37.871	151
2	2:28.614	43.201	250	1:08.180	163	37.233	160	6	2:36.651	46.264	247	1:12.890	159	37.497	160
3	2:24.583	41.411	249	1:06.563	164	36.609	158	7	2:23.909	40.958	256	1:06.329	162	36.622	160
4	2:23.346	41.072	256	1:05.710	165	36.564	159	8	2:34.066	41.091	256	1:07.260	164	45.715	
48 Charles Putman, USA/ Charles Espenlaub, USA								theoretical besttime: 2:22.762							
1	8:38.395	6:40.318	186	1:15.070	147	43.007	162	5	2:44.639	40.661	262	1:18.058	133	45.920	163
2	2:24.689	41.147	259	1:06.810	161	36.732	162	6	2:38.624	40.762	262	1:09.601	144	48.261	
3	2:23.122	40.809	262	1:05.621	165	36.692	164	7	4:53.466	2:52.276	188	1:15.982	136	45.208	146
4	2:22.822	40.721	261	1:05.504	165	36.597	163								
100 Daniel Dobitsch, AUT/ Aditya Patel, IND								theoretical besttime: 2:23.196							
1	3:53.032	1:43.191	159	1:26.757	99	43.084	159	6	2:49.470	49.938	193	1:13.669	143	45.863	
2	2:26.469	42.530	253	1:07.008	163	36.931	162	7	4:06.685	2:18.630	253	1:10.480	154	37.575	161
3	2:24.322	41.194	258	1:06.213	160	36.915	161	8	4:52.933	3:09.127	256	1:06.730	159	37.076	163
4	2:23.769	40.987	258	1:06.286	152	36.496	162	9	2:41.109	52.662	173	1:08.995	157	39.452	
5	2:23.439	41.230	257	1:05.832	162	36.377	162								



ADAC GT Masters

Start Grid Race 2



Provisional

Reg. Nr.: CS-ATGI-009

Sunday 12.5.2013 12:15

Spa Francorchamps, Length: 7004 m

Air temperature: 7.3°C

Track temperature: 9.3°C

Weather condition: Dry

POLE POSITION

8 Tonino powered by Herberth Moto	2:19.789
Robert Renauer/ Martin Ragginger	
27 Prosperia C. Abt Racing	2:20.211
Christopher Mies/ Rene Rast	
4 Team GW-Schütz	2:20.439
Christian Engelhart/ Nicolas Armindo	
12 DB Motorsport	2:20.826
Simon Knap/ Jeroen den Boer	
21 Team rhino's Leipert Motorsport	2:21.385
Frank Schmickler/ Peter Kox	
11 Polarweiss Racing	2:21.439
Andreas Simonsen/ Sergey Afanasiev	
28 Prosperia C. Abt Racing	2:21.601
Christer Jöns/ Christian Mamerow	
26 Prosperia C. Abt Racing	2:21.667
Rahel Frey/ Markus Winkelhock	
16 THE BOSS YACO Racing	2:21.724
Philip Geipel/ Dino Lunardi	
7 Farnbacher Racing	2:22.436
Jürg Aeberhard/ Tomas Pivoda	
48 Prospeed Competition	2:22.822
Charles Putman/ Charles Espenlaub	
22 Team rhino's Leipert Motorsport	2:23.380
Eduard Leganov/ Fabian Hamprecht	
100 MS RACING	2:23.439
Daniel Dobitsch/ Aditya Patel	

1	14 Lambda Performance	2:19.390
Nico Verdonck/ Frank Kechele		
2	10 Polarweiss Racing	2:20.005
Maximilian Buhk/ Maximilian Götz		
3	19 PIXUM Team Schubert	2:20.315
Claudia Hürtgen/ Dominik Baumann		
4	2 Callaway Competition	2:20.749
Diego Alessi/ Daniel Keilwitz		
5	9 Tonino powered by Herberth Moto	2:21.179
Rene Bourdeaux/ Alfred Renauer		
6	5 Farnbacher Racing	2:21.386
Christina Nielsen/ Allan Simonsen		
7	46 Vita4One Racing Team	2:21.597
Martin Matzke/ Yelmer Buurman		
8	3 Callaway Competition	2:21.653
Andreas Wirth/ Christian Hohenadel		
9	6 Farnbacher Racing	2:21.706
Philipp Frommenwiler/ Mario Farnbacher		
10	17 Callaway Competition	2:21.983
Remo Lips/ Lennart Marioneck		
11	1 MS RACING	2:22.754
Florian Stoll/ Sebastian Asch		
12	47 Vita4One Racing Team	2:23.346
Paul Green/ Jonas Giesler		
13	20 PIXUM Team Schubert	2:23.419
Max Sandritter/ Jörg Müller		
14	18 Callaway Competition	
Toni Seiler/ Niclas Kentenich		

Publications Time:

Race Director:

Time Keeping: