

ADAC GT Masters

Results Qualifying 1



Provisional

Reg. Nr.: CS-ATGI-009

Amended
10.5.2013 - 19:51

Spa Francorchamps, Length: 7004 m

Air temperature: 10.4°C

Track temperature: 11.5°C

Weather condition: Dry

Friday 10.5.2013 16:15

started : 27 classified : 27 not classified : 0

	Drivers	Team	Car	Laps	Total Time	Gap	Kph	Lap	Time	Kph
1	14 N.Verdonck/F.Kechele	Lambda Performance	Ford GT GT3	8	2:20.789			8	2:20.789	179,1
2	12 S.Knap/J.den Boer	DB Motorsport	BMW Z4 GT3	6	2:21.202	0.413		6	2:21.202	178,6
3	10 M.Buhk/M.Götz	Polarweiss Racing	Mercedes Benz SLS AMG GT3	7	2:21.254	0.465		7	2:21.254	178,5
4	4 C.Engelhart/N.Armino	Team GW-Schütz	Porsche 911 GT3 R	7	2:21.337	0.548		7	2:21.337	178,4
5	19 C.Hürtgen/D.Baumann	PIXUM Team Schubert	BMW Z4 GT3	8	2:21.342	0.553		8	2:21.342	178,4
6	2 D.Alessi/D.Keilwitz	Callaway Competition	Corvette Z06.R GT3	9	2:21.809	1.020		9	2:21.809	177,8
7	8 R.Renauer/M.Ragginger	Tonino powered by Herberth Motors	Porsche 911 GT3 R	7	2:22.049	1.260		7	2:22.049	177,5
8	3 A.Wirth/C.Hohenadel	Callaway Competition	Corvette Z06.R GT3	8	2:22.060	1.271		8	2:22.060	177,5
9	20 M.Sandritter/J.Müller	PIXUM Team Schubert	BMW Z4 GT3	9	2:22.621	1.832		9	2:22.621	176,8
10	28 C.Jöns/C.Mamerow	Prosperia C. Abt Racing	Audi R8 LMS Ultra	7	2:22.628	1.839		7	2:22.628	176,8
11	27 C.Mies/R.Rast	Prosperia C. Abt Racing	Audi R8 LMS Ultra	8	2:22.637	1.848		8	2:22.637	176,8
12	11 A.Simonsen/S.Afanasiev	Polarweiss Racing	Mercedes Benz SLS AMG GT3	8	2:22.681	1.892		8	2:22.681	176,7
13	6 P.Frommenwiler/M.Farnbacher	Farnbacher Racing	Porsche 911 GT3 R	5	2:23.072	2.283		5	2:23.072	176,2
14	1 F.Stoll/S.Asch	MS RACING	Audi R8 LMS Ultra	8	2:23.239	2.450		8	2:23.239	176,0
15	100 D.Dobitsch/A.Patel	MS RACING	Audi R8 LMS Ultra	5	2:23.242	2.453		5	2:23.242	176,0
16	46 M.Matzke/Y.Buurman	Vita4One Racing Team	BMW Z4 GT3	7	2:23.331	2.542		7	2:23.331	175,9
17	16 P.Geipel/D.Lunardi	THE BOSS YACO Racing	Audi R8 LMS Ultra	9	2:23.360	2.571		9	2:23.360	175,9
18	5 C.Nielsen(*G*)/A.Simonsen	Farnbacher Racing	Porsche 911 GT3 R	7	2:23.678	2.889		7	2:23.678	175,5
19	7 J.Aeberhard/T.Pivoda	Farnbacher Racing	Porsche 911 GT3 R	4	2:23.773	2.984		4	2:23.773	175,4
20	26 R.Frey/M.Winkelhock	Prosperia C. Abt Racing	Audi R8 LMS Ultra	9	2:24.173	3.384		9	2:24.173	174,9
21	47 P.Green(*G*)/J.Giesler	Vita4One Racing Team	BMW Z4 GT3	9	2:24.600	3.811		9	2:24.600	174,4
22	21 F.Schmickler/P.Kox	Team rhino's Leipert Motorsport	Lamborghini Gallardo FL2	8	2:24.654	3.865		8	2:24.654	174,3
23	18 T.Seiler(*G*)/N.Kentenich	Callaway Competition	Corvette Z06.R GT3	6	2:25.516	4.727		6	2:25.516	173,3
24	17 R.Lips(*G*)/L.Marionek	Callaway Competition	Corvette Z06.R GT3	8	2:25.575	4.786		8	2:25.575	173,2
25	9 R.Bourdeaux(*G*)/A.Renauer	Tonino powered by Herberth Motors	Porsche 911 GT3 R	7	2:25.930	5.141		7	2:25.930	172,8
26	48 C.Putman(*G*)/C.Espenlaub	Prospeed Competition	Porsche 911 GT3 R	10	2:26.747	5.958		10	2:26.747	171,8
27	22 E.Leganov(*G*)/F.Hamprecht	Team rhino's Leipert Motorsport	Lamborghini Gallardo FL2	9	2:27.602	6.813		9	2:27.602	170,8

Fastest lap of the race. Car 14 driver Verdonck on lap 8. Time 2:20.789, average speed 179,1 km/h.

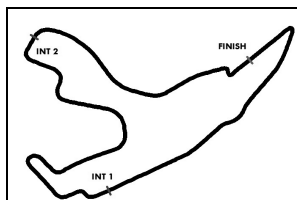
cancellation of the relevant lap time for cars no.:46,2,18,4,3,19,6,14

Subject to final scrutineering!

Publications Time:

Clerk of the course:

Time Keeping:



ADAC GT Masters

Lap Analysis Qualifying 1



Provisional

Reg. Nr.: CS-ATGI-009

Amended
10.5.2013 - 19:16

Spa Francorchamps, Length: 7004 m

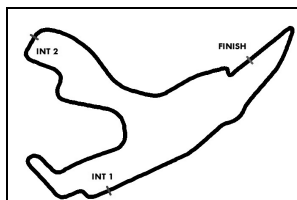
Air temperature: 10.5°C

Track temperature: 11.9°C

Weather condition: Dry

Friday 10.5.2013 16:15

Lap	Time	SE1	SP1	SE2	SP2	SE3	SP3	Lap	Time	SE1	SP1	SE2	SP2	SE3	SP3
1 Florian Stoll, DEU/ Sebastian Asch, DEU								theoretical besttime: 2:23.239							
1	3:30.135	1:08.589	185	1:32.229	120	49.317	144	6	6	43.486	249	1:06.247	164	37.564	160
2	2:51.452	50.929	205	1:19.163	152	41.360	156	7	7	41.903	252	1:05.551	166	37.003	160
3	3:00.200	45.731	217	1:20.512	137	53.957		8	8	41.430	253	1:05.115	167	36.694	161
4	8:30.517	6:38.025	201	1:13.073	158	39.419	159	9	9	45.190	204	1:17.149	144	52.998	
5	2:29.523	43.600	237	1:07.726	165	38.197	159								
2 Diego Alessi, ITA/ Daniel Keilwitz, DEU								theoretical besttime: 2:21.722							
1	4:17.472	2:14.704	235	1:19.561	142	43.207	155	6	6	43.203	260	1:07.791	157	36.549	165
2	2:37.453	44.042	250	1:12.971	152	40.440	155	7	7	40.987	267	1:06.546	164	37.573	166
3	2:34.615	43.268	257	1:11.371	151	39.976	157	8	8	40.624	267	1:05.787		36.077	165
4	2:45.435	45.016	246	1:13.608	148	46.811		0		39.828	269	1:05.972	164	35.921	162
5	3:46.458	1:55.209	242	1:12.480	148	38.769	163	9	9	39.712	270	1:06.083	165	36.014	164
3 Andreas Wirth, DEU/ Christian Hohenadel, DEU								theoretical besttime: 2:21.897							
1	5:43.856	3:44.262	162	1:18.263		41.331	161	5	5	42.488	256	1:06.666	164	36.766	166
2	2:45.880	44.807	234	1:12.039	156	49.034		6	6	42.567		1:11.249	156	38.764	166
3	4:36.722	2:40.120	216	1:14.853	154	41.749	160	7	7	41.127	259	1:05.497	162	36.288	164
4	2:30.838	44.192	249	1:08.679	164	37.967	165	0		40.436	263	1:05.173	166	36.451	165
4 Christian Engelhart, DEU/ Nicolas Armindo, FRA								theoretical besttime: 2:21.160							
1	3:40.760	1:31.436	192	1:25.269	148	44.055		5	5	41.632	259	1:05.594	166	35.751	163
2	2:37.061	45.429	227	1:12.797	161	38.835	158	6	6	40.902	263	1:14.849	166	39.200	165
3	2:57.587	43.236	253	1:14.264	145	1:00.087		0		40.503	261	1:04.906	167	35.928	162
4	7:56.438	6:02.059	245	1:09.831	145	44.548	163	7	7	41.837	255	1:09.992	161	43.407	163
5 Christina Nielsen, DNK/ Allan Simonsen, DNK								theoretical besttime: 2:23.491							
1	7:26.272	5:26.477	199	1:15.891	137	43.904	156	6	6	41.707	258	1:05.900	165	36.655	160
2	2:43.501	47.184	240	1:14.341	150	41.976	155	7	7	40.936	262	1:06.079	163	36.663	161
3	2:53.554	47.601	202	1:16.271	143	49.682		8	8	40.975	261	1:05.936	164	36.962	161
4	5:45.494	3:55.871	209	1:11.562	160	38.061	160	9	9	42.968	222	1:20.805	139	50.695	
5	2:26.184	42.553		1:06.748	164	36.883	160								
6 Philipp Frommenwiler, CHE/ Mario Farnbacher, DEU								theoretical besttime: 2:22.829							
1	18:10.485	16:12.001	187	1:17.602	139	40.882	161	4	4	44.000	210	1:10.595	163	36.869	162
2	2:31.205	43.655	245	1:09.475	162	38.075	162	0		40.732	260	1:05.438	166	37.340	162
3	2:23.841	41.708	259	1:05.709	166	36.424	162	5	5	40.914	262	1:05.491	166	36.667	162
7 Jürg Aeberhard, CHE/ Tomas Pivoda, CZE								theoretical besttime: 2:22.969							
1	11:13.826	9:07.928	191	1:14.459	147	51.439		5	5	41.316	259	1:05.864	164	36.891	162
2	5:48.101	3:53.778	219	1:15.129		39.194	162	6	6	40.715	261	1:05.989	165	37.440	161
3	2:28.476	43.006	254	1:07.596	161	37.874	163	7	7	45.657	241	1:08.100	161	37.432	161
4	2:23.773	41.286	260	1:06.097	163	36.390	161	8	8	42.712	182	1:16.107	135	53.163	
8 Robert Renauer, DEU/ Martin Ragginger, AUT								theoretical besttime: 2:22.049							
1	3:55.147	1:28.424	162	1:27.676	137	59.047		5	5	5:33.468	218	1:14.743	158	38.013	161
2	4:26.715	2:28.780	191	1:15.174	157	42.761	159	6	6	43.037	249	1:06.273	165	36.734	161
3	2:34.788	43.586	246	1:11.564	155	39.638	156	7	7	40.662	262	1:05.046	167	36.341	161
4	3:05.152	48.723	195	1:19.285	141	57.144		8	8	41.170	262	1:05.141	163	49.053	
9 Rene Bourdeaux, DEU/ Alfred Renauer, DEU								theoretical besttime: 2:25.930							
1	4:31.672	1:39.704	115	1:47.100	111	1:04.868		5	5	43.922	244	1:11.424	148	39.446	162
2	6:20.362	4:17.602	215	1:19.516	144	43.244	153	6	6	42.006	258	1:07.938	153	38.926	162
3	2:52.754	45.692	236	1:16.713	137	50.349		7	7	41.546	259	1:06.881	160	37.503	162
4	7:16.393	5:12.405	187	1:20.882	142	43.106	160	8	8	42.042	242	1:18.872	143	51.351	



ADAC GT Masters

Lap Analysis Qualifying 1



Provisional

Reg. Nr.: CS-ATGI-009

Amended

10.5.2013 - 19:16

Spa Francorchamps, Length: 7004 m

Air temperature: 10.5°C

Track temperature: 11.9°C

Weather condition: Dry

Friday 10.5.2013 16:15

Lap	Time	SE1	SP1	SE2	SP2	SE3	SP3	Lap	Time	SE1	SP1	SE2	SP2	SE3	SP3
10	Maximilian Buhk, DEU/ Maximilian Götzt, DEU							theoretical besttime: 2:21.040							
1	6:05.629	4:05.955	177	1:17.092	153	42.582	153	6	6	40.818	258	1:06.212	167	36.071	163
2	2:35.539	43.986	242	1:11.336	155	40.217	154	7	7	40.631	261	1:04.558	168	36.065	162
3	2:44.731	44.757	249	1:12.844		47.130		8	8	40.417	260	1:04.633	167	36.291	163
4	5:29.142	3:35.926	144	1:13.925	152	39.291	163	9	9	44.157	246	1:06.760	163	37.370	164
5	2:26.287	42.641	255	1:06.242	165	37.404	164	10	10	41.171		1:04.664	164	47.274	

11	Andreas Simonsen, SWE/ Sergey Afanasiev, RUS							theoretical besttime: 2:22.431							
1	5:01.525	2:56.601	202	1:18.207	143	46.717	155	6	6	41.765	257	1:05.672	166	38.053	162
2	2:34.068	43.839	250	1:09.888	156	40.341	154	7	7	44.419	217	1:10.588	156	39.206	164
3	2:41.204	43.644	251	1:10.718	151	46.842		8	8	40.915	257	1:05.229	165	36.537	162
4	5:08.083	3:19.634	247	1:09.360	160	39.089		9	9	40.665	258	1:05.277	163	37.043	161
5	2:31.778	44.844	246	1:07.988	159	38.946	164	10	10	41.601	223	1:13.020	148	47.857	

12	Simon Knap, NLD/ Jeroen den Boer, NLD							theoretical besttime: 2:21.202							
1	7:48.653	5:49.512	105	1:17.479	154	41.662	155	5	5	41.224	257	1:04.874	164	36.155	160
2	2:34.182	43.597	244	1:10.806	157	39.779	153	6	6	40.737	257	1:04.412	165	36.053	159
3	2:45.340	45.473	242	1:12.151	154	47.716		7	7	41.414	255	1:05.360	161	45.488	
4	9:15.739	7:20.060	124	1:18.349	161	37.330	158	8							

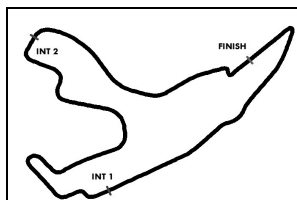
14	Nico Verdonck, BEL/ Frank Kechele, DEU							theoretical besttime: 2:20.161							
1	4:51.300	2:36.100		1:28.622	131	46.578	153	7	7	42.272	261	1:05.619	159	36.555	167
2	2:35.919	46.727	239	1:10.364	163	38.828	162	8	8	40.877	264	1:04.238	167	35.674	166
3	2:28.060	44.215		1:06.791	163	37.054	164	9	9	40.410	267	1:05.003	167	35.963	165
4	2:22.567	42.237	259	1:04.307	165	36.023		10	10	45.310	160	1:24.906	117	49.385	
5	2:24.089	41.992	259	1:05.413	164	36.684	165	0		40.249	264	1:08.820	161	37.194	167
6	2:23.151	41.714	261	1:05.105	167	36.332	165	11	11	51.071	148	1:30.700	110	1:00.787	

16	Philip Geipel, DEU/ Dino Lunardi, FRA							theoretical besttime: 2:23.354							
1	4:46.795	2:41.618	182	1:21.643	149	43.534	156	7	7	41.981	251	1:05.193	164	36.886	161
2	2:38.641	45.632	225	1:12.312	157	40.697	156	8	8	41.710	255	1:05.850	162	36.906	161
3	2:49.439	44.849		1:14.610	151	49.980		9	9	41.411	252	1:05.199	165	36.750	160
4	4:02.864	2:01.066	179	1:21.237	159	40.561	160	10	10	45.304	246	1:06.899	166	37.498	160
5	2:30.159	44.162	246	1:08.350	163	37.647	160	11	11	42.133	251	1:06.039	162	48.262	
6	2:26.588	42.740	248	1:06.685	165	37.163	162								

17	Remo Lips, CHE/ Lennart Marioneck, DEU							theoretical besttime: 2:25.575							
1	5:28.420	3:20.964	188	1:23.269	140	44.187	157	6	6	42.862	257	1:09.129	155	37.608	164
2	2:43.730	45.655	222	1:16.437	147	41.638	159	7	7	41.912	262	1:07.982	160	37.224	164
3	2:52.710	44.483	231	1:16.454	133	51.773		8	8	41.259	258	1:07.103	159	37.213	163
4	5:37.967	3:37.079	181	1:19.462	142	41.426	158	9	9	46.412	198	1:17.937	156	48.654	
5	2:36.133	45.070	239	1:12.320	156	38.743	164	10							

18	Toni Seiler, CHE/ Niclas Kentenich, DEU							theoretical besttime: 2:24.994							
1	6:58.840	4:47.818	156	1:28.172	145	42.850	155	4	4	44.461	253	1:09.366	151	38.063	165
2	2:52.500	45.138	246	1:16.994	138	50.368		5	5	41.890	262	1:07.746	158	37.499	165
3	6:29.737	4:33.042	192	1:15.280	140	41.415	163	6	6	41.418	264	1:07.024	159	37.074	

19	Claudia Hürtgen, DEU/ Dominik Baumann, AUT							theoretical besttime: 2:21.092							
1	3:37.632	1:31.654	201	1:22.880	142	43.098	154	6	6	42.280	255	1:05.892	165	36.776	161
2	2:39.019	45.767	229	1:12.078	153	41.174	155	7	7	41.775	253	1:04.521	167	36.330	162
3	2:34.234	44.187	248	1:10.145	154	39.902	156	8	8	40.777	256	1:04.301	164	36.264	160
4	2:41.740	44.777	249	1:10.129	155	46.834		0		40.527	258	1:04.739	164	36.199	161
5	6:47.971	4:59.081	225	1:10.652	152	38.238	160	9	9	49.371	142	1:22.975	132	1:05.540	



ADAC GT Masters

Lap Analysis Qualifying 1



Provisional

Reg. Nr.: CS-ATGI-009

Amended
10.5.2013 - 19:16

Spa Francorchamps, Length: 7004 m

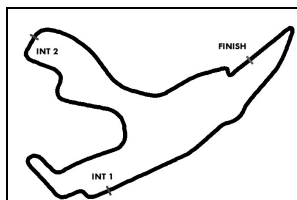
Air temperature: 10.5°C

Track temperature: 11.9°C

Weather condition: Dry

Friday 10.5.2013 16:15

Lap	Time	SE1	SP1	SE2	SP2	SE3	SP3	Lap	Time	SE1	SP1	SE2	SP2	SE3	SP3
20 Max Sandritter, DEU/ Jörg Müller, CHE								theoretical besttime: 2:22.574							
1	5:30.586	3:29.374	192	1:18.157	134	43.055	156	6	6	2:37.570	225	1:16.994	147	41.540	157
2	2:39.978	44.766	233	1:14.068	154	41.144	157	7	7	42.933	251	1:07.986	163	37.047	161
3	2:37.856	44.518	244	1:12.766	152	40.572	156	8	8	41.319	254	1:05.840	162	36.858	160
4	2:40.172	45.872	242	1:13.307	149	40.993	156	9	9	40.838	256	1:05.119	163	36.664	162
5	2:50.562	45.514	229	1:16.087	142	48.961		10	10	41.641	252	1:05.072	164	47.244	
21 Frank Schmickler, DEU/ Peter Kox, NLD								theoretical besttime: 2:24.654							
1	5:02.922	2:52.663	178	1:21.822	141	48.437	153	6	6	43.516	248	1:08.091	158	37.873	161
2	2:39.547	46.237	225	1:11.604	151	41.706	155	7	7	42.274	251	1:07.170	160	37.214	161
3	2:51.844	46.767	217	1:14.608	146	50.469		8	8	41.966	249	1:05.753	163	36.935	161
4	5:14.588	3:17.860	199	1:14.411	144	42.317	158	9	9	42.024	248	1:07.499	156	47.450	
5	2:34.624	45.349	238	1:10.165	155	39.110	160	10							
22 Eduard Leganov, CZE/ Fabian Hamprecht, CZE								theoretical besttime: 2:27.368							
1	4:23.809	2:03.249	173	1:25.299	117	55.261	155	6	6	43.148	248	1:09.472	162	37.960	162
2	3:00.877	47.499	228	1:21.390	146	51.988		7	7	43.599	182	1:19.293	156	38.316	161
3	4:50.158	2:40.935	140	1:26.777	135	42.446	157	8	8	42.473	249	1:07.938	162	37.656	162
4	2:39.058	46.008	240	1:12.990	149	40.060	161	9	9	41.896	249	1:08.172	164	37.534	162
5	2:32.922	44.162	246	1:10.537	159	38.223	162	10	10	52.739	227	1:17.386	137	52.762	
26 Rahel Frey, CHE/ Markus Winkelhock, DEU								theoretical besttime: 2:24.173							
1	6:07.097	4:00.548	172	1:21.753	146	44.796	155	6	6	45.000	248	1:09.249	162	38.364	159
2	2:39.782	45.523	222	1:12.825	158	41.434	156	7	7	42.000	252	1:17.733	159	38.246	159
3	2:45.321	47.357	202	1:15.795	153	42.169	156	8	8	41.479	255	1:06.577	166	36.871	160
4	2:49.103	45.145	217	1:14.653	154	49.305		9	9	40.908	256	1:06.413	164	36.852	160
5	3:58.643	2:03.193	200	1:15.263	158	40.187	157	10	10	46.489	233	1:12.996	151	51.167	
27 Christopher Mies, DEU/ Rene Rast, DEU								theoretical besttime: 2:22.637							
1	4:51.260	2:51.977	221	1:16.981	153	42.302	154	6	6	42.123	253	1:05.541	166	36.555	161
2	2:43.740	45.112	245	1:11.407	154	47.221		7	7	41.075	256	1:05.328	164	36.535	161
3	8:59.277	7:02.463	176	1:15.551	150	41.263	158	8	8	41.059	256	1:05.123	166	36.455	160
4	2:30.499	44.056	248	1:08.498	162	37.945	160	9	9	41.252	253	1:05.329	165	36.553	
5	2:25.794	42.853	250	1:05.978	163	36.963	160	10		51.699	176				
28 Christer Jöns, DEU/ Christian Mamerow, DEU								theoretical besttime: 2:22.628							
1	4:57.880	2:59.229	118	1:15.898	141	42.753	155	6	6	42.639	234	1:14.316	126	47.145	162
2	2:35.623	44.659	245	1:10.522	156	40.442	155	7	7	41.071	257	1:05.193	166	36.364	160
3	2:46.703	44.243	245	1:14.192		48.268		8	8	44.499	162	1:11.685	151	39.453	159
4	7:41.839	5:40.453	202	1:15.952	144	45.434	161	9	9	42.782	217	1:07.875	162	47.853	
5	2:24.994	42.880	251	1:05.609	166	36.505	160								
46 Martin Matzke, CZE/ Yelmer Buurman, NLD								theoretical besttime: 2:23.474							
1	8:31.874	6:36.083	172	1:14.778	155	41.013	155	6	6	41.715	253	1:05.531	162	36.630	160
2	2:43.378	44.423	232	1:11.213	154	47.742		0		41.258	253	1:06.002	161	36.795	158
3	4:27.242	2:35.816	192	1:11.946	159	39.480	156	7	7	41.259	253	1:05.415		36.657	159
4	2:30.177	44.525	245	1:08.088	159	37.564	158	8	8	41.429	253	1:06.098	161	36.886	160
5	2:25.853	42.725	251	1:06.275	162	36.853	160	9	9	41.954	247	1:06.556	164	46.012	
47 Paul Green, DEU/ Jonas Giesler, DEU								theoretical besttime: 2:24.600							
1	4:27.314	2:20.530	184	1:22.003	140	44.781	153	7	7	42.901	251	1:08.502	152	37.716	159
2	2:52.774	47.580	205	1:15.366	147	49.828		8	8	41.701	252	1:06.785	163	37.231	159
3	3:47.081	1:51.997	237	1:13.880	148	41.204	153	9	9	41.487	253	1:06.232	164	36.881	160
4	2:42.080	46.098	239	1:14.469	146	41.513	152	10	10	41.983	249	1:17.188	148	44.783	158
5	2:54.768	45.794	219	1:19.541	146	49.433		11		53.181	136				
6	4:14.798	2:15.401	221	1:19.105	149	40.292	158								



ADAC GT Masters

Lap Analysis Qualifying 1



Provisional

Reg. Nr.: CS-ATGI-009

Amended
10.5.2013 - 19:16

Spa Francorchamps, Length: 7004 m

Air temperature: 10.5°C

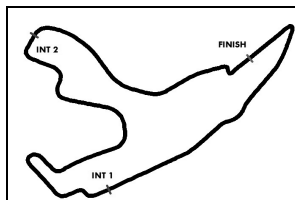
Track temperature: 11.9°C

Weather condition: Dry

Friday 10.5.2013 16:15

Lap	Time	SE1	SP1	SE2	SP2	SE3	SP3	Lap	Time	SE1	SP1	SE2	SP2	SE3	SP3
48	Charles Putman, USA/ Charles Espenlaub, USA							theoretical besttime: 2:26.333							
1	6:12.195	4:03.335	152	1:23.709	135	45.151	156	6	6	42.317	252	1:08.710	157	37.678	161
2	2:51.240	44.639	230	1:15.363	139	51.238		7	7	41.816	256	1:08.301	159	37.896	160
3	4:51.058	2:54.947	179	1:14.995	149	41.116		8	8	41.950	252	1:07.968	156	37.638	160
4	2:38.426	44.655	209	1:12.545	158	41.226	160	9	9	42.658	256	1:07.623	164	38.676	160
5	2:34.715	43.361	249	1:12.547	152	38.807	160	10	10	41.665	257	1:07.030	163	38.052	156

100	Daniel Dobitsch, AUT/ Aditya Patel, IND							theoretical besttime: 2:23.233							
1	4:43.038	2:12.212	151	1:33.504	121	57.322		5	5	41.191	257	1:05.920	164	36.131	160
2	12:21.016	10:22.908	227	1:17.502	144	40.606	159	6	6	41.182	258	1:09.700	153	38.340	161
3	2:29.039	43.621	255	1:07.980	162	37.438	161	7	7	45.399	235	1:08.145	161	48.093	
4	2:25.440	42.017	256	1:06.744	160	36.679	159	8							



ADAC GT Masters

Start Grid Race 1



Provisional

Reg. Nr.: CS-ATGI-009

Amended
10.5.2013 - 19:53

Saturday 11.5.2013 12:15

Spa Francorchamps, Length: 7004 m

Air temperature: 10.4°C

Track temperature: 11.5°C

Weather condition: Dry

12	DB Motorsport	2:21.202
	Simon Knap/ Jeroen den Boer	
4	Team GW-Schütz	2:21.337
	Christian Engelhart/ Nicolas Armindc	
2	Callaway Competition	2:21.809
	Diego Alessi/ Daniel Keilwitz	
3	Callaway Competition	2:22.060
	Andreas Wirth/ Christian Hohenadel	
28	Prosperia C. Abt Racing	2:22.628
	Christer Jöns/ Christian Mamerow	
11	Polarweiss Racing	2:22.681
	Andreas Simonsen/ Sergey Afanasie	
1	MS RACING	2:23.239
	Florian Stoll/ Sebastian Asch	
46	Vita4One Racing Team	2:23.331
	Martin Matzke/ Yelmer Buurman	
5	Farnbacher Racing	2:23.678
	Christina Nielsen/ Allan Simonsen	
26	Prosperia C. Abt Racing	2:24.173
	Rahel Frey/ Markus Winkelhock	
21	Team rhino's Leipert Motorsport	2:24.654
	Frank Schmickler/ Peter Kox	
17	Callaway Competition	2:25.575
	Remo Lips/ Lennart Marioneck	
48	Prospeed Competition	2:26.747
	Charles Putman/ Charles Espenlaub	

- 1
- 2
- 3
- 4
- 5
- 6
- 7
- 8
- 9
- 10
- 11
- 12
- 13
- 14

POLE POSITION

14	Lambda Performance	2:20.789
	Nico Verdonck/ Frank Kechele	
10	Polarweiss Racing	2:21.254
	Maximilian Buhk/ Maximilian Götz	
19	PIXUM Team Schubert	2:21.342
	Claudia Hürtgen/ Dominik Baumann	
8	Tonino powered by Herberth Moto	2:22.049
	Robert Renauer/ Martin Ragginger	
20	PIXUM Team Schubert	2:22.621
	Max Sandritter/ Jörg Müller	
27	Prosperia C. Abt Racing	2:22.637
	Christopher Mies/ Rene Rast	
6	Farnbacher Racing	2:23.072
	Philipp Frommenwiler/ Mario Farnbacher	
100	MS RACING	2:23.242
	Daniel Dobitsch/ Aditya Patel	
16	THE BOSS YACO Racing	2:23.360
	Philip Geipel/ Dino Lunardi	
7	Farnbacher Racing	2:23.773
	Jürg Aeberhard/ Tomas Pivoda	
47	Vita4One Racing Team	2:24.600
	Paul Green/ Jonas Giesler	
18	Callaway Competition	2:25.516
	Toni Seiler/ Niclas Kantenich	
9	Tonino powered by Herberth Moto	2:25.930
	Rene Bourdeaux/ Alfred Renauer	
22	Team rhino's Leipert Motorsport	2:27.602
	Eduard Leganov/ Fabian Hamprecht	

Publications Time:

Race Director:

Time Keeping: