

Formel ADAC

Result List Qualifying



Provisional

Reg. Nr.: CS-ATGI-009

Friday 10.5.2013 15:30

Spa Francorchamps, Length: 7004 m

Air temperature: 11.7°C

Track temperature: 14.3°C

Weather condition: Dry

started : 21

classified : 21

not classified : 0

	Competitor Drivers	Sponsor Car	Lap	Best Time	Gap	Diff	Kph	Day Time
1	16 Schiller-Motorsport J.Kremer(DEU)	Formel ADAC powered by Volkswagen	5	2:30.048			168,0	15:47:12
2	15 ADAC Berlin-Brandenburg e.V. A.Picariello(BEL)	Formel ADAC powered by Volkswagen	4	2:30.527	0.479	0.479	167,5	15:40:52
3	9 ADAC Berlin-Brandenburg e.V. M.Günther(DEU)	Formel ADAC powered by Volkswagen	7	2:30.529	0.481	0.002	167,5	15:48:28
4	7 Neuhauser Racing Team N.Beer(DEU)	Formel ADAC powered by Volkswagen	5	2:30.867	0.819	0.338	167,1	15:43:52
5	3 Lotus M.Jensen(DNK)	Formel ADAC powered by Volkswagen	6	2:30.979	0.931	0.112	167,0	15:45:35
6	17 Schiller Motorsport F.Schiller(DEU)	Formel ADAC powered by Volkswagen	6	2:31.149	1.101	0.170	166,8	15:49:18
7	26 KUG Motorsport R.Boschung(CHE)	Formel ADAC powered by Volkswagen	4	2:31.220	1.172	0.071	166,7	15:40:22
8	2 Lotus C.O'Keeffe(RSA)	Formel ADAC powered by Volkswagen	7	2:31.262	1.214	0.042	166,7	15:48:36
9	6 Neuhauser Racing Team M.Dienst(DEU)	ADAC Nordbaden e.V. Formel ADAC powered by Volkswagen	6	2:31.460	1.412	0.198	166,5	15:46:25
10	5 Lotus I.Dontje(NLD)	Formel ADAC powered by Volkswagen	7	2:31.481	1.433	0.021	166,5	15:48:34
11	11 ADAC Berlin-Brandenburg e.V. H.Grapp(DEU)	Formel ADAC powered by Volkswagen	5	2:31.767	1.719	0.286	166,1	15:44:06
12	8 Neuhauser Racing Team S.Riener(AUT)	Formel ADAC powered by Volkswagen	4	2:31.847	1.799	0.080	166,1	15:41:20
13	27 KUG Motorsport F.Herzog(DEU)	Formel ADAC powered by Volkswagen	6	2:31.869	1.821	0.022	166,0	15:48:38
14	24 KUG Motorsport S.Kox(NLD)	Formel ADAC powered by Volkswagen	6	2:31.937	1.889	0.068	166,0	15:45:35
15	4 Lotus B.Visser(NLD)	Formel ADAC powered by Volkswagen	6	2:32.063	2.015	0.126	165,8	15:45:38
16	10 ADAC Berlin-Brandenburg e.V. K.Schramm(DEU)	Formel ADAC powered by Volkswagen	6	2:32.264	2.216	0.201	165,6	15:46:04
17	20 KSW Motorsport M.Gatz(DEU)	ADAC Westfalen Team Sport Formel ADAC powered by Volkswagen	5	2:34.204	4.156	1.940	163,5	15:43:37
18	22 JBR Motorsport & Engineering GmbH B.Gentgen(DEU)	ADAC Nordrhein e.V. Formel ADAC powered by Volkswagen	5	2:34.460	4.412	0.256	163,2	15:44:03
19	14 ADAC Berlin-Brandenburg e.V. G.Maggi(CHE)	Formel ADAC powered by Volkswagen	5	2:34.772	4.724	0.312	162,9	15:44:05
20	19 KSW Motorsport K.Giersiepen(DEU)	ADAC Westfalen Team Sport Formel ADAC powered by Volkswagen	4	2:34.865	4.817	0.093	162,8	15:41:05
21	23 JBR Motorsport & Engineering GmbH H.Utsch(DEU)	Formel ADAC powered by Volkswagen	6	2:35.334	5.286	0.469	162,3	15:46:39

Qualifying Time: 2:45.404 MIN LAPS : 2 Percent: 110%

Car no. 26 delete lap time 2:31:302 at time 15:42:53 and lap time 2:31:188 at 15:47:59

Car no. 4 delete lap time 2:32:056 at time 15:48:10

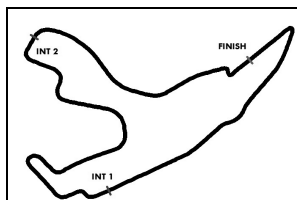
Car no. 27 delete lap time 2:43:081 at time 15:51:21

Subject to final scrutineering!

Publications Time:

Clerk of the course:

Time Keeping:



Formel ADAC

Lap analysis Qualifying



Provisional

Reg. Nr.: CS-ATGI-009

Spa Francorchamps, Length: 7004 m

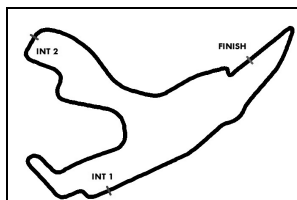
Air temperature: 11.7°C

Track temperature: 14.4°C

Weather condition: Dry

Friday 10.5.2013 15:30

Lap	Time	SE1	SP1	SE2	SP2	SE3	SP3	TSP	Lap	Time	SE1	SP1	SE2	SP2	SE3	SP3	TSP
2 Callan O'Keeffe, RSA ,									theoretical besttime: 2:31.205								
1	3:06.912	59.983	129	1:17.238	138	49.691	138		5	2:35.039	46.371	210	1:08.360	154	40.308	142	
2	2:38.253	47.938	173	1:08.039	154	42.276	139		6	2:31.791	46.113	210	1:05.528	155	40.150	142	
3	2:41.326	51.926	125	1:08.910	153	40.490	141		7	2:31.262	45.752	213	1:05.303	155	40.207	142	
4	2:32.111	45.984	214	1:05.884	155	40.243	142		8	2:49.942	46.282	210	1:08.100	145	55.560		
3 Mikkel Jensen, DNK ,									theoretical besttime: 2:30.714								
1	2:52.419	49.708	140	1:17.370	146	45.341	137		5	2:31.506	46.538	207	1:04.758	156	40.210	138	
2	2:36.945	47.513	205	1:08.195	147	41.237	138		6	2:30.979	46.431	208	1:04.551	156	39.997	142	
3	2:32.526	46.819	206	1:05.476	154	40.231	140		7	2:31.488	46.330	205	1:04.819	156	40.339	139	
4	2:31.457	46.166	211	1:05.211	156	40.080	139		8	2:49.965	49.280	180	1:07.551	153	53.134		
4 Beitske Visser, NLD ,									theoretical besttime: 2:31.895								
1	2:51.264	49.305	145	1:16.880	149	45.079	137		5	2:32.218	46.469	209	1:05.559	155	40.190	141	
2	2:35.999	47.717	201	1:07.442	154	40.840	139		6	2:32.063	46.258	210	1:05.447	155	40.358	141	
3	2:33.314	46.764	206	1:05.889	154	40.661	140		7	2:50.006	46.543	208	1:06.543	151	56.920		
4	2:33.457	46.612	207	1:05.573	154	41.272	141										
5 Indy Dontje, NLD ,									theoretical besttime: 2:31.417								
1	3:05.850	57.172	128	1:23.534	143	45.144	135		5	2:32.456	46.719	215	1:05.328	155	40.409	140	
2	2:44.937	48.217	199	1:07.205	153	49.515	101		6	2:31.732	46.372	207	1:05.061	155	40.299	140	
3	2:34.972	48.427	209	1:05.889	155	40.656	138		7	2:31.481	46.105	208	1:05.013	155	40.363	140	
4	2:32.562	46.474	207	1:05.151	154	40.937	138		8	2:44.166	46.365	207	1:06.192	152	51.609		
6 Marvin Dienst, DEU ,									theoretical besttime: 2:30.570								
1	3:32.310	1:25.858	123	1:20.151	149	46.301	137		6	2:31.460	45.858	212	1:05.114	151	40.488	141	
2	2:43.384	47.881	202	1:14.439	149	41.064	140		7	2:32.481	46.497	201	1:05.579	152	40.405	141	
3	2:32.611	45.695	210	1:06.486	145	40.430	142		8	2:32.308	45.862	211	1:05.474	151	40.972	135	
4	2:33.662	46.046	187	1:07.341	149	40.275	141		9	3:02.588	50.513	178	1:16.723	135	55.352		
5	2:31.587	45.977	212	1:05.849	151	39.761	143		10	6:02.277	3:32.998	147	1:29.670	123	59.609		
7 Nicolas Beer, DEU ,									theoretical besttime: 2:30.669								
1	3:31.905	1:22.972	118	1:21.681	134	47.252	136		6	2:33.459	47.326	192	1:05.503	153	40.630	142	
2	2:43.332	47.935	198	1:14.005	149	41.392	140		7	2:30.954	45.515	213	1:04.796	155	40.643	141	
3	2:32.103	46.065	209	1:05.616	152	40.422	142		8	2:44.958	47.337	179	1:06.986	147	50.635		
4	2:34.120	47.427	195	1:06.311	154	40.382	141		9	8:21.103	6:04.352	173	1:21.453	135	55.298		
5	2:30.867	45.606	212	1:04.903	154	40.358	143										
8 Stefan Riener, AUT ,									theoretical besttime: 2:31.614								
1	3:30.414	1:22.338	127	1:21.822	140	46.254	137		6	2:32.226	45.935	213	1:06.181	154	40.110	142	
2	2:44.055	47.803	181	1:14.771	146	41.481	139		7	2:31.928	45.719	214	1:05.916	154	40.293	141	
3	2:34.269	47.038	195	1:06.777	154	40.454	142		8	2:40.439	45.923	213	1:06.236	153	48.280		
4	2:31.847	45.588	215	1:06.070	154	40.189	141		9	8:10.789	5:41.591	154	1:28.647	115	1:00.551		
5	2:33.470	46.468	208	1:06.284	152	40.718	143										
9 Maximilian Günther, DEU ,									theoretical besttime: 2:30.348								
1	3:11.248	1:07.855	149	1:18.637	142	44.756	136		6	2:30.729	46.022	211	1:04.670	157	40.037	141	
2	2:38.597	49.220	188	1:08.884	154	40.493	140		7	2:30.529	46.123	209	1:04.427	156	39.979	142	
3	2:31.655	46.489	208	1:04.827	156	40.339	141		8	2:35.876	47.372	208	1:06.733	154	41.771	140	
4	2:34.384	46.209	209	1:07.846	152	40.329	141		9	2:44.456	48.071	199	1:07.989	154	48.396		
5	2:30.986	46.131	209	1:04.956	156	39.899	142		10	6:18.871	4:29.275	186	1:09.246	156	40.350	140	
10 Kim Luis Schramm, DEU ,									theoretical besttime: 2:31.772								
1	3:12.783	1:10.591	164	1:17.694	144	44.498	136		5	2:32.451	46.011	216	1:06.260	150	40.180	141	
2	2:40.138	49.516	190	1:09.706	146	40.916	139		6	2:32.264	46.163	212	1:05.748	154	40.353	140	
3	2:34.124	46.411	204	1:07.226	153	40.487	140		7	2:34.717	46.896	184	1:07.462	153	40.359	140	
4	2:32.466	45.844	216	1:06.417	150	40.205	141		8	2:45.625	46.119	215	1:06.365	154	53.141		



Formel ADAC

Lap analysis Qualifying



Provisional

Reg. Nr.: CS-ATGI-009

Spa Francorchamps, Length: 7004 m

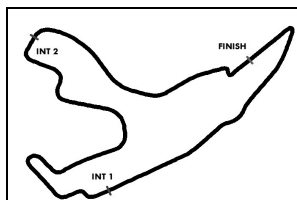
Air temperature: 11.7°C

Track temperature: 14.4°C

Weather condition: Dry

Friday 10.5.2013 15:30

Lap	Time	SE1	SP1	SE2	SP2	SE3	SP3	TSP	Lap	Time	SE1	SP1	SE2	SP2	SE3	SP3	TSP
11 Hendrik Grapp, DEU ,									theoretical besttime: 2:31.631								
1	3:48.070	1:21.865	124	1:31.422	145	54.783	137		5	2:31.767	46.190	209	1:05.467	155	40.110	140	
2	2:39.848	49.761	175	1:09.157	151	40.930	139		6	2:47.201	52.950	164	1:13.854	154	40.397	141	
3	2:33.400	46.591	208	1:06.328	155	40.481	140		7	2:32.184	46.477	209	1:05.395	152	40.312	141	
4	2:32.811	46.188	210	1:06.276	153	40.347	141		8	2:45.001	46.126	212	1:06.510	151	52.365		
14 Giorgio Maggi, CHE ,									theoretical besttime: 2:34.740								
1	3:28.061	1:15.771	157	1:16.703	116	46.587	135		5	2:34.772	46.540	210	1:07.455	151	40.777	138	
2	2:50.178	48.851	197	1:19.359	124	41.968	138		6	2:42.270	46.667	212	1:11.146	149	44.457	140	
3	2:36.620	46.941	210	1:08.934	152	40.745	138		7	2:35.500	46.600	210	1:07.943	150	40.957	139	
4	2:35.519	46.631	210	1:08.031	150	40.857	138		8	2:53.283	47.524	199	1:11.710	148	54.049		
15 Alessio Picariello, BEL ,									theoretical besttime: 2:30.384								
1	3:14.290	1:16.253	186	1:16.537	148	41.500	137		6	2:34.356	46.154	209	1:08.234	155	39.968	141	
2	2:36.739	47.209	188	1:08.744	153	40.786	141		7	2:38.898	45.695	213	1:06.041	155	47.162		
3	2:31.217	46.030	213	1:05.319	156	39.868	142		8	4:31.032	2:38.293	199	1:10.847	150	41.892	140	
4	2:30.527	45.557	217	1:05.025	156	39.945	141		9	2:38.699	46.633	208	1:11.112	153	40.954	141	
5	2:31.593	46.334	208	1:04.959	155	40.300	139		10	2:40.195	46.348	208	1:05.508	156	48.339		
16 Jason Kremer, DEU ,									theoretical besttime: 2:30.011								
1	3:35.579	1:09.076	127	1:31.040	133	55.463			5	2:30.048	45.750	209	1:04.483	157	39.815	142	
2	6:00.754	4:04.932	182	1:12.941	145	42.881	137		6	2:37.946	45.796	209	1:12.046	156	40.104	142	
3	2:35.955	48.016	199	1:07.770	154	40.169	142		7	2:51.172	47.169	207	1:10.625	141	53.378		
4	2:30.422	45.934	209	1:04.710	157	39.778	142		8	10:32.357	7:34.808	131	1:43.753	100	1:13.796		
17 Fabian Schiller, DEU ,									theoretical besttime: 2:31.149								
1	3:37.192	1:10.334	120	1:30.234	127	56.624			5	2:31.704	46.284	211	1:05.297	155	40.123	141	
2	5:31.115	3:35.509	202	1:10.833	144	44.773	140		6	2:31.149	46.056	210	1:05.053	157	40.040	142	
3	2:34.465	47.032	202	1:06.825	155	40.608	142		7	2:54.000	49.048	209	1:12.033	153	52.919		
4	2:32.307	46.225	210	1:05.890	154	40.192	140		8	10:47.408	7:55.443	151	1:42.573	96	1:09.392		
19 Kim Alexander Giersiepen, DEU ,									theoretical besttime: 2:34.828								
1	3:17.363	1:11.409	112	1:22.935	147	43.019	136		5	2:35.167	47.110	205	1:07.099	152	40.958	139	
2	2:37.964	47.723	199	1:09.104	151	41.137	138		6	2:43.107	47.220	204	1:07.704	150	48.183		
3	2:35.640	46.902	208	1:07.756	151	40.982	140		7	3:43.149	1:52.666	201	1:08.947	149	41.536	139	
4	2:34.865	46.939	206	1:07.031	153	40.895	139		8	2:49.402	47.567	202	1:10.512	137	51.323		
20 Martin Gatz, DEU ,									theoretical besttime: 2:33.941								
1	3:15.606	1:13.205	137	1:17.334	146	45.067	137		5	2:34.204	46.912	206	1:06.376	152	40.916	140	
2	2:36.562	47.516	206	1:07.989	153	41.057	138		6	2:42.108	46.745	207	1:07.473	153	47.890		
3	2:36.470	47.157	205	1:08.420	153	40.893	139		7	4:32.454	2:43.131	203	1:07.699	148	41.624	138	
4	2:34.289	46.775	208	1:06.694	154	40.820	139		8	2:51.174	48.217	200	1:10.895	150	52.062		
22 Benedikt Gentgen, DEU ,									theoretical besttime: 2:33.972								
1	3:32.957	1:23.383	120	1:21.824	126	47.750	136		6	2:34.668	46.988	205	1:06.724	154	40.956	139	
2	2:43.519	48.128	203	1:13.879	146	41.512	139		7	2:34.613	46.994	204	1:06.562	154	41.057	139	
3	2:35.329	46.617	209	1:07.760	153	40.952	138		8	2:52.543	53.447	155	1:13.023	149	46.073	136	
4	2:37.499	48.355	207	1:07.737	152	41.407	139		9	3:02.108	50.980	188	1:15.758	147	55.370		
5	2:34.460	46.521	210	1:07.050	153	40.889	139										
23 Hannes Utsch, DEU ,									theoretical besttime: 2:34.448								
1	3:33.384	1:19.718	120	1:23.931	131	49.735	134		5	2:35.828	46.945	206	1:07.165	148	41.718	136	
2	2:43.709	48.134	203	1:14.177	144	41.398	139		6	2:35.334	46.735	210	1:07.691	151	40.908	139	
3	2:35.693	46.700	211	1:07.663	147	41.330	138		7	2:35.409	46.472	210	1:07.342	142	41.595	138	
4	2:35.803	47.330	206	1:07.188	153	41.285	138		8	2:45.903	46.966	206	1:07.068	149	51.869		



Formel ADAC

Lap analysis Qualifying



Provisional

Reg. Nr.: CS-ATGI-009

Friday 10.5.2013 15:30

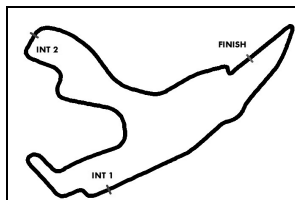
Spa Francorchamps, Length: 7004 m

Air temperature: 11.7°C

Track temperature: 14.4°C

Weather condition: Dry

Lap	Time	SE1	SP1	SE2	SP2	SE3	SP3	TSP	Lap	Time	SE1	SP1	SE2	SP2	SE3	SP3	TSP
24	Stephane Kox, NLD ,								theoretical besttime: 2:31.648								
1	2:49.048	41.598	140	1:21.360	141	46.090	138		6	2:31.937	45.949	211	1:05.851	155	40.137	142	
2	2:36.797	47.875	204	1:08.547	154	40.375	141		7	2:37.287	47.614	208	1:07.276	153	42.397	141	
3	2:32.455	46.187	211	1:06.328	155	39.940	142		8	2:51.325	45.857	213	1:11.106	149	54.362		
4	2:32.384	46.146	211	1:06.173	155	40.065	141		9	10:47.201	8:26.175	154	1:22.377	127	58.649		
5	2:32.329	46.117	211	1:06.189	155	40.023	142										
26	Ralph Boschung, CHE ,								theoretical besttime: 2:31.158								
1	2:45.212	36.799	132	1:18.072	131	50.341	138		5	2:34.604	46.261	208	1:07.048	149	41.295	142	
2	2:33.452	46.981	206	1:05.574	152	40.897	139		6	2:41.060	46.246	208	1:05.604	139	49.210		
3	2:32.047	46.500	207	1:05.005	154	40.542	139		7	12:30.425	9:36.393	163	1:42.780	97	1:11.252		
4	2:31.220	46.308	208	1:04.477	153	40.435	140										
27	Florian Herzog, DEU ,								theoretical besttime: 2:31.702								
1	2:55.148	50.243	132	1:19.412	145	45.493	135		5	2:32.586	45.980	209	1:06.236	154	40.370	140	
2	2:35.200	47.712	208	1:07.012	151	40.476	140		6	2:31.869	45.977	212	1:05.355	154	40.537	140	
3	3:02.627	46.308	212	1:17.146	124	59.173			7	11:54.760	8:58.921	129	1:41.276	94	1:14.563		
4	5:00.933	3:09.310	207	1:10.498	146	41.125	142										



Formel ADAC

Vmax list Qualifying

Provisional

Reg. Nr.: CS-ATGI-009

Friday 10.5.2013 15:30



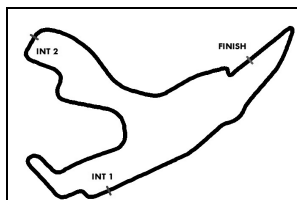
Spa Francorchamps, Length: 7004 m

Air temperature: 11.7°C

Track temperature: 14.4°C

Weather condition: Dry

Nr	Team, Car, Driver, Nat	Top speed
16	Schiller-Motorsport, Formel ADAC powerd by Volkswagen Kremer Jason , DEU	km/h
15	Mücke-Motorsport, Formel ADAC powerd by Volkswagen Picariello Alessio , BEL	km/h
9	Mücke-Motorsport, Formel ADAC powerd by Volkswagen Günther Maximilian , DEU	km/h
7	Neuhauser Racing, Formel ADAC powerd by Volkswagen Beer Nicolas , DEU	km/h
3	Lotus, Formel ADAC powerd by Volkswagen Jensen Mikkel , DNK	km/h
17	Schiller-Motorsport, Formel ADAC powerd by Volkswagen Schiller Fabian , DEU	km/h
26	KUG Motorsport, Formel ADAC powerd by Volkswagen Boschung Ralph , CHE	km/h
2	Lotus, Formel ADAC powerd by Volkswagen O'Keeffe Callan , RSA	km/h
6	Neuhauser Racing, Formel ADAC powerd by Volkswagen Dienst Marvin , DEU	km/h
5	Lotus, Formel ADAC powerd by Volkswagen Dontje Indy , NLD	km/h
11	Mücke-Motorsport, Formel ADAC powerd by Volkswagen Grapp Hendrik , DEU	km/h
8	Neuhauser Racing, Formel ADAC powerd by Volkswagen Riener Stefan , AUT	km/h
27	KUG Motorsport, Formel ADAC powerd by Volkswagen Herzog Florian , DEU	km/h
24	KUG Motorsport, Formel ADAC powerd by Volkswagen Kox Stephane , NLD	km/h
4	Lotus, Formel ADAC powerd by Volkswagen Visser Beitske , NLD	km/h
10	Mücke-Motorsport, Formel ADAC powerd by Volkswagen Schramm Kim Luis , DEU	km/h
20	KSW Motorsport, Formel ADAC powerd by Volkswagen Gatz Martin , DEU	km/h
22	JBR Motorsport & Engineering GmbH, Formel ADAC power Gentgen Benedikt , DEU	km/h
14	Mücke-Motorsport, Formel ADAC powerd by Volkswagen Maggi Giorgio , CHE	km/h
19	KSW Motorsport, Formel ADAC powerd by Volkswagen Giersiepen Kim Alexander , DEU	km/h
23	JBR Motorsport & Engineering GmbH, Formel ADAC power Utsch Hannes , DEU	km/h



Formel ADAC

Result List Qualifying 2nd Best



Provisional

Reg. Nr.: CS-ATGI-009

Friday 10.5.2013 15:30

Spa Francorchamps, Length: 7004 m

Air temperature: 11.5°C

Track temperature: 14.2°C

Weather condition: Dry

started : 21 classified : 21 not classified : 0

	Drivers	Sponsor	Car	Lap	Best Time	Gap	Diff	Kph	Day Time
1	16 J.Kremer		Formel ADAC powerd by Volksw.	4	2:30.422			167,6	15:44:42
2	9 M.Günther		Formel ADAC powerd by Volksw.	6	2:30.729	0.307	0.307	167,3	15:45:57
3	7 N.Beer		Formel ADAC powerd by Volksw.	7	2:30.954	0.225	0.532	167,0	15:48:56
4	15 A.Picariello		Formel ADAC powerd by Volksw.	3	2:31.217	0.263	0.795	166,7	15:38:22
5	3 M.Jensen		Formel ADAC powerd by Volksw.	4	2:31.457	0.240	1.035	166,5	15:40:33
6	6 M.Dienst	ADAC Nordbaden e.V.	Formel ADAC powerd by Volksw.	5	2:31.587	0.130	1.165	166,3	15:43:53
7	17 F.Schiller		Formel ADAC powerd by Volksw.	5	2:31.704	0.117	1.282	166,2	15:46:46
8	5 I.Dontje		Formel ADAC powerd by Volksw.	6	2:31.732	0.028	1.310	166,2	15:46:02
9	2 C.O'Keeffe		Formel ADAC powerd by Volksw.	6	2:31.791	0.059	1.369	166,1	15:46:05
10	8 S.Riener		Formel ADAC powerd by Volksw.	7	2:31.928	0.137	1.506	166,0	15:48:58
11	26 R.Boschung		Formel ADAC powerd by Volksw.	3	2:32.047	0.119	1.625	165,8	15:37:50
12	11 H.Grapp		Formel ADAC powerd by Volksw.	7	2:32.184	0.137	1.762	165,7	15:49:25
13	4 B.Visser		Formel ADAC powerd by Volksw.	5	2:32.218	0.034	1.796	165,6	15:43:06
14	24 S.Kox		Formel ADAC powerd by Volksw.	5	2:32.329	0.111	1.907	165,5	15:43:03
15	10 K.Schramm		Formel ADAC powerd by Volksw.	5	2:32.451	0.122	2.029	165,4	15:43:32
16	27 F.Herzog		Formel ADAC powerd by Volksw.	5	2:32.586	0.135	2.164	165,2	15:46:06
17	20 M.Gatz	ADAC Westfalen Team Sport	Formel ADAC powerd by Volksw.	4	2:34.289	1.703	3.867	163,4	15:41:03
18	22 B.Gentgen	ADAC Nordrhein e.V.	Formel ADAC powerd by Volksw.	7	2:34.613	0.324	4.191	163,1	15:49:13
19	19 K.Giersiepen	ADAC Westfalen Team Sport	Formel ADAC powerd by Volksw.	5	2:35.167	0.554	4.745	162,5	15:43:41
20	23 H.Utsch		Formel ADAC powerd by Volksw.	7	2:35.409	0.242	4.987	162,2	15:49:15
21	14 G.Maggi		Formel ADAC powerd by Volksw.	7	2:35.500	0.091	5.078	162,2	15:49:23

Qualifying Time: 2:45.771 Percent: 110%

Subject to final scrutineering!

Publications Time:

Clerk of the course:

Time Keeping: