

Formel ADAC

Result List Free Practice



Provisional

Reg. Nr.: CS-ATGI-009

Spa Francorchamps, Length: 7004 m

Air temperature: 12.2°C

Track temperature: 16.7°C

Weather condition: Dry

Friday 10.5.2013 11:15

started : 21 classified : 21 not classified : 0

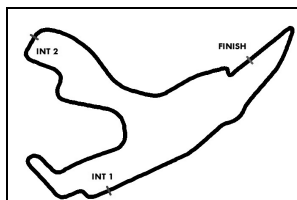
	Competitor Drivers	Sponsor Car	Lap	Best Time	Gap	Diff	Kph	Day Time
1	16 Schiller-Motorsport J.Kremer(DEU)	Formel ADAC powered by Volkswagen	15	2:31.013			167,0	11:57:42
2	7 Neuhauser Racing Team N.Beer(DEU)	Formel ADAC powered by Volkswagen	12	2:31.401	0.388	0.388	166,5	11:52:46
3	9 ADAC Berlin-Brandenburg e.V. M.Günther(DEU)	Formel ADAC powered by Volkswagen	9	2:31.579	0.566	0.178	166,3	11:41:42
4	5 Lotus I.Dontje(NLD)	Formel ADAC powered by Volkswagen	13	2:31.584	0.571	0.005	166,3	11:53:31
5	6 Neuhauser Racing Team M.Dienst(DEU)	ADAC Nordbaden e.V. Formel ADAC powered by Volkswagen	11	2:31.724	0.711	0.140	166,2	11:55:19
6	15 ADAC Berlin-Brandenburg e.V. A.Picariello(BEL)	Formel ADAC powered by Volkswagen	14	2:31.729	0.716	0.005	166,2	11:58:43
7	17 Schiller Motorsport F.Schiller(DEU)	Formel ADAC powered by Volkswagen	7	2:31.836	0.823	0.107	166,1	11:33:47
8	3 Lotus M.Jensen(DNK)	Formel ADAC powered by Volkswagen	14	2:31.945	0.932	0.109	165,9	11:55:24
9	2 Lotus C.O'Keeffe(RSA)	Formel ADAC powered by Volkswagen	7	2:31.972	0.959	0.027	165,9	11:34:08
10	26 KUG Motorsport R.Boschung(CHE)	Formel ADAC powered by Volkswagen	14	2:32.293	1.280	0.321	165,6	12:01:08
11	27 KUG Motorsport F.Herzog(DEU)	Formel ADAC powered by Volkswagen	10	2:32.869	1.856	0.576	164,9	11:42:29
12	11 ADAC Berlin-Brandenburg e.V. H.Grapp(DEU)	Formel ADAC powered by Volkswagen	12	2:32.912	1.899	0.043	164,9	11:57:01
13	8 Neuhauser Racing Team S.Riener(AUT)	Formel ADAC powered by Volkswagen	15	2:32.971	1.958	0.059	164,8	12:00:27
14	24 KUG Motorsport S.Kox(NLD)	Formel ADAC powered by Volkswagen	11	2:33.070	2.057	0.099	164,7	11:46:26
15	10 ADAC Berlin-Brandenburg e.V. K.Schramm(DEU)	Formel ADAC powered by Volkswagen	12	2:33.635	2.622	0.565	164,1	11:54:06
16	4 Lotus B.Visser(NLD)	Formel ADAC powered by Volkswagen	8	2:34.144	3.131	0.509	163,6	11:41:46
17	19 KSW Motorsport K.Giersiepen(DEU)	ADAC Westfalen Team Sport Formel ADAC powered by Volkswagen	14	2:34.603	3.590	0.459	163,1	11:55:24
18	22 JBR Motorsport & Engineering GmbH B.Gentgen(DEU)	ADAC Nordrhein e.V. Formel ADAC powered by Volkswagen	14	2:34.627	3.614	0.024	163,1	11:55:26
19	23 JBR Motorsport & Engineering GmbH H.Utsch(DEU)	Formel ADAC powered by Volkswagen	12	2:34.781	3.768	0.154	162,9	11:51:06
20	20 KSW Motorsport M.Gatz(DEU)	ADAC Westfalen Team Sport Formel ADAC powered by Volkswagen	14	2:35.033	4.020	0.252	162,6	11:55:39
21	14 ADAC Berlin-Brandenburg e.V. G.Maggi(CHE)	Formel ADAC powered by Volkswagen	11	2:36.352	5.339	1.319	161,3	11:50:01

Subject to final scrutineering!

Publications Time:

Clerk of the course:

Time Keeping:



Formel ADAC

Lap analysis Free Practice



Provisional

Reg. Nr.: CS-ATGI-009

Spa Francorchamps, Length: 7004 m

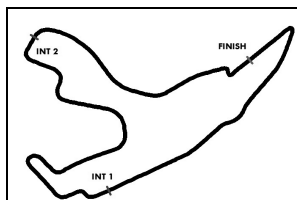
Air temperature: 12.1°C

Track temperature: 16.6°C

Weather condition: Dry

Friday 10.5.2013 11:15

Lap	Time	SE1	SP1	SE2	SP2	SE3	SP3	TSP	Lap	Time	SE1	SP1	SE2	SP2	SE3	SP3	TSP
2 Callan O'Keeffe, RSA ,									theoretical besttime: 2:31.280								
1	3:34.930	1:21.412	99	1:26.225	146	47.293	137		9	2:46.218	46.218	211	1:06.422	154	53.578		
2	2:38.015	48.024	201	1:09.038	152	40.953	139		10	8:23.374	6:32.279	168	1:08.581	153	42.514	140	
3	2:34.767	47.048	206	1:06.597	155	41.122	141		11	2:34.662	46.471	208	1:07.361	154	40.830	140	
4	2:42.891	49.350	129	1:13.138	153	40.403	141		12	2:32.780	46.430	209	1:05.865	153	40.485	141	
5	2:33.018	46.597	207	1:05.987	155	40.434	141		13	2:32.434	46.378	209	1:05.789	156	40.267	141	
6	2:32.651	46.439	209	1:06.026	155	40.186	141		14	2:32.051	46.327	210	1:05.511	153	40.213	142	
7	2:31.972	45.768	216	1:05.779	155	40.425	142		15	2:35.952	45.638	213	1:09.468	152	40.846	142	
8	2:32.208	46.288	211	1:05.789	155	40.131	142										
3 Mikkel Jensen, DNK ,									theoretical besttime: 2:31.054								
1	3:23.993	1:02.284	123	1:24.783	136	56.926	125		9	2:48.018	47.142	206	1:09.855	147	51.021		
2	3:07.265	1:00.114	142	1:25.434	150	41.717	137		10	5:26.540	3:39.171	187	1:06.891	152	40.478	140	
3	2:35.675	47.850	200	1:06.528	154	41.297	139		11	2:31.948	45.982	212	1:05.667	154	40.299	139	
4	2:33.707	47.087	204	1:05.757	155	40.863	140		12	2:33.554	45.941	212	1:07.098	153	40.515	139	
5	2:32.651	46.841	203	1:05.318	155	40.492	140		13	2:35.367	45.763	210	1:08.478	146	41.126	140	
6	2:32.409	46.678	205	1:05.097	153	40.634	140		14	2:31.945	45.849	212	1:05.902	155	40.194	140	
7	2:38.631	46.405	207	1:09.923	152	42.303	141		15	2:33.237	46.830	209	1:05.782	154	40.625	141	
8	2:32.389	46.734	206	1:05.360	154	40.295	140		16	2:31.975	46.078	207	1:05.582	155	40.315	141	
4 Beitske Visser, NLD ,									theoretical besttime: 2:33.827								
1	3:22.825	1:02.893	153	1:19.460	144	1:00.472			8	2:34.144	46.691	207	1:06.897	153	40.556	140	
2	7:51.183	5:50.789	150	1:14.949	147	45.445	137		9	2:43.569	46.743	205	1:07.809	151	49.017		
3	2:36.921	47.286	204	1:08.478	151	41.157	138		10	6:25.304	4:29.795	159	1:12.757	152	42.752	138	
4	2:35.511	46.884	205	1:07.671	153	40.956	140		11	2:36.650	47.054	204	1:08.896	152	40.700	139	
5	2:34.531	46.627	206	1:07.123	153	40.781	139		12	2:34.370	46.484	207	1:07.267	153	40.619	141	
6	2:34.164	46.727	206	1:06.787	152	40.650	139		13	2:34.511	46.590	207	1:07.012	152	40.909	140	
7	2:37.448	46.629	207	1:07.093	153	43.726	137		14	2:35.034	46.722	206	1:06.959	154	41.353	140	
5 Indy Dontje, NLD ,									theoretical besttime: 2:31.251								
1	3:22.575	1:15.458	127	1:20.940	143	46.177	134		9	6:55.406	5:05.714	183	1:08.542	152	41.150	139	
2	2:38.908	48.058	201	1:09.695	152	41.155	137		10	2:32.940	46.615	208	1:05.896	154	40.429	139	
3	2:34.552	47.191	205	1:06.545	152	40.816	138		11	2:32.542	46.410	207	1:05.571	154	40.561	138	
4	2:34.426	46.498	210	1:06.540	153	41.388	137		12	2:32.429	46.467	208	1:05.370	154	40.592	139	
5	2:31.847	46.015	213	1:05.663	155	40.169	140		13	2:31.584	46.024	211	1:05.417	153	40.143	140	
6	2:31.656	46.064	211	1:05.417	154	40.175	140		14	2:31.692	45.843	212	1:05.525	155	40.324	139	
7	2:31.644	45.738	212	1:05.588	154	40.318	140		15	2:41.938	49.549	175	1:11.910	154	40.479	140	
8	2:40.610	46.389	209	1:05.599	155	48.622			16	2:32.202	46.169	210	1:05.743	154	40.290	140	
6 Marvin Dienst, DEU ,									theoretical besttime: 2:31.346								
1	3:12.704								8	13:41.799	11:15.978	162	1:27.307	114	58.514	108	
2	2:42.111								9	2:39.918	52.550	210	1:06.663	154	40.705	141	
3	2:36.691								10	2:31.794	45.613	214	1:06.054	153	40.127	141	
4	2:34.621								11	2:31.724	45.470	213	1:05.749	154	40.505	142	
5	2:32.302								12	2:33.871	46.306	201	1:06.643	154	40.922	143	
6	2:32.921								13	2:32.827	46.481	207	1:05.797	155	40.549	141	
7	2:42.550																
7 Nicolas Beer, DEU ,									theoretical besttime: 2:30.884								
1	3:13.068								8	8:46.476	6:59.662	207	1:06.336	152	40.478	143	
2	2:42.148								9	2:32.442	45.826	211	1:06.174	152	40.442	142	
3	2:37.085								10	2:32.155	46.432	211	1:05.430	155	40.293	142	
4	2:32.764								11	2:32.218	45.470	215	1:06.031	152	40.717	141	
5	2:31.846								12	2:31.401	45.902	210	1:05.121	153	40.378	141	
6	2:35.222								13	2:33.697	47.357	199	1:05.656	153	40.684	142	
7	2:39.239								14	2:42.094	45.548	212	1:06.294	151	50.252		



Formel ADAC

Lap analysis Free Practice



Provisional

Reg. Nr.: CS-ATGI-009

Friday 10.5.2013 11:15

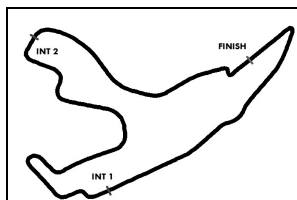
Spa Francorchamps, Length: 7004 m

Air temperature: 12.1°C

Track temperature: 16.6°C

Weather condition: Dry

Lap	Time	SE1	SP1	SE2	SP2	SE3	SP3	TSP	Lap	Time	SE1	SP1	SE2	SP2	SE3	SP3	TSP
8 Stefan Riener, AUT ,									theoretical besttime: 2:32.722								
1	3:06.962								9	8:31.284	6:42.375	204	1:07.827	150	41.082	136	
2	2:37.569								10	2:34.774	46.794	208	1:07.524	151	40.456	139	
3	2:35.255								11	2:34.066	46.475	211	1:07.108	152	40.483	140	
4	2:40.864								12	2:35.449	46.427	210	1:06.866	151	42.156	141	
5	2:34.776								13	2:34.204	46.281	191	1:07.543	152	40.380	139	
6	2:33.661								14	2:33.843	46.121	212	1:07.096	154	40.626	142	
7	2:37.948								15	2:32.971	46.303	211	1:06.221	152	40.447	143	
8	2:44.076																
9 Maximilian Günther, DEU ,									theoretical besttime: 2:31.350								
1	3:10.051	58.631	130	1:21.331	146	50.089	121		8	2:32.166	46.213	210	1:05.713	155	40.240	142	
2	3:03.807	57.344	149	1:18.435	129	48.028	138		9	2:31.579	46.292	208	1:05.232	156	40.055	142	
3	2:42.367	48.378	207	1:13.364	153	40.625	141		10	2:31.931	46.295	208	1:05.164	155	40.472	141	
4	2:39.876	46.284	209	1:06.965	152	46.627			11	2:32.136	46.538	208	1:05.187	155	40.411	139	
5	4:57.648	3:02.898	131	1:12.164	152	42.586	142		12	2:38.429	46.131	209	1:05.625	153	46.673		
6	2:32.445	46.148	209	1:05.951	154	40.346	141		13	10:04.808	8:04.786	203	1:11.886	154	48.136		
7	2:32.746	46.641	210	1:05.858	155	40.247	141										
10 Kim Luis Schramm, DEU ,									theoretical besttime: 2:32.947								
1	2:55.441	57.409	161	1:15.472	148	42.560	135		8	2:44.378	46.205	213	1:06.733	151	51.440		
2	2:38.927	48.564	199	1:08.993	151	41.370	137		9	10:07.074	8:17.550	200	1:08.503	152	41.021	136	
3	2:36.353	47.444	205	1:07.875	150	41.034	138		10	2:37.506	46.669	208	1:09.752	150	41.085	138	
4	2:34.673	46.931	206	1:06.883	154	40.859	139		11	2:35.077	46.579	208	1:07.505	149	40.993	139	
5	2:35.609	46.948	207	1:07.542	154	41.119	141		12	2:33.635	46.414	208	1:06.509	154	40.712	137	
6	2:34.521	46.462	209	1:07.576	151	40.483	140		13	2:44.184	46.914	209	1:06.552	153	50.718		
7	2:33.637	45.964	213	1:07.199	152	40.474	139										
11 Hendrik Grapp, DEU ,									theoretical besttime: 2:32.715								
1	3:01.695	57.587	127	1:19.370	149	44.738	136		8	2:33.434	46.665	208	1:05.978	149	40.791	140	
2	2:37.348	48.889	194	1:07.341	152	41.118	138		9	2:43.484	46.533	208	1:07.253	146	49.698		
3	2:34.637	47.271	205	1:06.733	150	40.633	139		10	13:09.912	11:21.737	204	1:06.952	153	41.223	137	
4	2:33.499	46.767	207	1:06.131	154	40.601	140		11	2:33.418	46.790	205	1:06.012	154	40.616	141	
5	2:33.587	46.654	208	1:06.300	154	40.633	139		12	2:32.912	46.639	206	1:05.711	154	40.562	141	
6	2:33.930	46.775	207	1:06.421	153	40.734	140		13	2:41.755	46.801	207	1:06.065	153	48.889		
7	2:33.244	46.442	207	1:06.106	151	40.696	140										
14 Giorgio Maggi, CHE ,									theoretical besttime: 2:36.142								
1	3:19.868	1:00.379	115	1:21.114	141	58.375			8	2:45.373	47.296	205	1:09.008	150	49.069		
2	3:35.459	1:38.253	168	1:13.529	144	43.677	135		9	6:07.979	4:14.217	179	1:12.553	148	41.209	137	
3	2:43.130	48.649	192	1:12.435	148	42.046	134		10	2:37.013	47.155	205	1:08.276	153	41.582	134	
4	3:21.292	48.048	204	1:48.467	123	44.777	138		11	2:36.352	47.230	205	1:08.006	153	41.116	136	
5	2:38.069	47.321	204	1:09.152	149	41.596	136		12	2:50.618	47.222	205	1:14.041	145	49.355		
6	2:39.819	48.105	204	1:10.251	149	41.463	137		13	5:04.407	3:09.634	193	1:13.777	149	40.996	138	
7	2:37.209	47.386	204	1:08.659	149	41.164	135		14	2:36.727	47.262	203	1:08.484	151	40.981	137	
15 Alessio Picariello, BEL ,									theoretical besttime: 2:31.213								
1	2:56.868	1:02.089	147	1:13.361	151	41.418	137		9	2:31.889	46.245	209	1:05.572	154	40.072	141	
2	2:34.388	47.063	206	1:06.625	152	40.700	138		10	2:39.186	46.043	209	1:05.941	153	47.202		
3	2:33.212	46.900	206	1:05.885	153	40.427	138		11	6:36.114	4:49.051	201	1:06.850	154	40.213	139	
4	2:32.877	46.748	206	1:05.772	154	40.357	140		12	2:31.820	45.639	213	1:06.046	155	40.135	141	
5	2:32.657	46.490	207	1:05.845	155	40.322	140		13	2:32.131	46.084	209	1:05.963	155	40.084	141	
6	2:40.021	46.406	208	1:05.943	154	47.672			14	2:31.729	45.979	210	1:05.748	153	40.002	142	
7	5:57.801	4:11.526	206	1:06.151	153	40.124	140		15	2:32.392	45.696	213	1:06.669	155	40.027	141	
8	2:32.337	46.254	209	1:05.916	154	40.167	141										



Formel ADAC

Lap analysis Free Practice



Provisional

Reg. Nr.: CS-ATGI-009

Friday 10.5.2013 11:15

Spa Francorchamps, Length: 7004 m

Air temperature: 12.1°C

Track temperature: 16.6°C

Weather condition: Dry

Lap	Time	SE1	SP1	SE2	SP2	SE3	SP3	TSP	Lap	Time	SE1	SP1	SE2	SP2	SE3	SP3	TSP
16	Jason Kremer, DEU ,								theoretical besttime: 2:30.199								
1	3:25.858	1:19.764	108	1:22.753	137	43.341	134		9	2:33.627	47.119	209	1:06.245	154	40.263	141	
2	2:38.583	49.637	190	1:08.866	154	40.080	139		10	2:32.701	45.685	212	1:06.620	154	40.396	142	
3	2:33.212	46.387	212	1:05.701	155	41.124	137		11	2:31.944	45.904	213	1:05.702	156	40.338	139	
4	2:32.458	45.847	215	1:06.244	155	40.367	138		12	2:31.276	45.973	208	1:05.129	156	40.174	140	
5	2:31.274	46.000	211	1:05.241	155	40.033	140		13	2:33.027	46.212	206	1:06.502	155	40.313	141	
6	2:31.171	45.877	212	1:05.332	155	39.962	143		14	2:31.636	45.926	207	1:05.344	155	40.366	139	
7	2:40.335	45.301	213	1:06.224	156	48.810			15	2:31.013	46.019	207	1:04.936	156	40.058	141	
8	6:04.419	4:11.153	185	1:11.888	145	41.378	139		16	2:41.326	46.416	207	1:06.743	155	48.167		

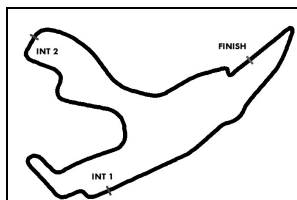
17	Fabian Schiller, DEU ,								theoretical besttime: 2:31.452								
1	3:26.269	1:20.336	106	1:22.547	142	43.386	138		9	2:42.224	46.413	208	1:07.857	153	47.954		
2	2:39.165	49.789	188	1:09.036	150	40.340	138		10	6:27.133	4:39.823	208	1:06.705	153	40.605	140	
3	2:32.544	45.975	215	1:06.364	154	40.205	139		11	2:33.085	46.463	209	1:06.158	154	40.464	139	
4	2:33.400	45.736	211	1:07.563	154	40.101	140		12	2:32.825	46.642	209	1:05.864	154	40.319	140	
5	2:32.651	45.691	215	1:06.614	154	40.346	140		13	2:32.120	46.209	210	1:05.660	153	40.251	140	
6	2:31.957	45.808	214	1:05.902	156	40.247	140		14	2:37.065	46.025	211	1:08.954	150	42.086	141	
7	2:31.836	45.728	215	1:05.879	155	40.229	141		15	2:35.759	46.083	210	1:08.251	147	41.425	142	
8	2:33.192	45.770	217	1:06.904	154	40.518	140		16	2:33.777	46.204	210	1:07.067	154	40.506	141	

19	Kim Alexander Giersiepen, DEU ,								theoretical besttime: 2:34.238								
1	3:27.039	1:16.323	114	1:21.383	147	49.333	135		9	5:33.900	3:44.764	203	1:08.042	150	41.094	139	
2	2:42.984	50.207	196	1:10.913	149	41.864	137		10	2:36.538	47.051	199	1:08.702	152	40.785	139	
3	2:37.225	47.681	207	1:08.462	152	41.082	139		11	2:35.169	46.333	212	1:07.610	153	41.226	135	
4	2:36.877	46.945	204	1:08.570	154	41.362	139		12	2:35.183	46.574	208	1:07.287	148	41.322	140	
5	2:36.364	46.864	204	1:08.385	153	41.115	139		13	2:34.824	46.314	212	1:07.590	151	40.920	140	
6	2:36.223	46.954	207	1:08.345	152	40.924	140		14	2:34.603	46.535	208	1:07.161	152	40.907	140	
7	2:34.912	46.322	210	1:07.641	149	40.949	139		15	2:35.122	46.439	210	1:07.920	151	40.763	140	
8	2:42.731	46.545	210	1:08.071	149	48.115			16		48.489	177	2:01.772	79			

20	Martin Gatz, DEU ,								theoretical besttime: 2:34.743								
1	3:25.514	1:14.216	127	1:21.594	143	49.704	135		9	5:42.326	3:49.483	115	1:11.571	151	41.272	138	
2	2:43.947	51.508	193	1:10.751	148	41.688	136		10	2:36.722	47.087	205	1:07.943	151	41.692	139	
3	2:37.362	47.712	202	1:08.242	150	41.408	138		11	2:35.365	46.739	208	1:07.426	152	41.200	138	
4	2:36.923	47.444	203	1:08.312	149	41.167	138		12	2:41.279	51.017	205	1:08.861	151	41.401	138	
5	2:35.450	47.077	206	1:07.199	154	41.174	138		13	2:35.580	47.181	205	1:07.282	151	41.117	139	
6	2:35.992	47.193	204	1:07.578	152	41.221	139		14	2:35.033	46.960	206	1:07.089	153	40.984	139	
7	2:35.393	46.774	209	1:07.704	152	40.915	139		15	2:49.946	47.520	208	1:07.597	124	54.829		
8	2:42.574	47.018	207	1:07.739	150	47.817											

22	Benedikt Gentgen, DEU ,								theoretical besttime: 2:34.193								
1	3:13.968	1:04.512	152	1:19.938	148	49.518	135		9	2:50.750	47.350	203	1:07.933	152	55.467		
2	2:43.197	51.152	197	1:10.543	152	41.502	137		10	5:39.119	3:47.916	171	1:10.143	150	41.060	138	
3	2:36.935	47.493	204	1:08.247	153	41.195	138		11	2:36.861	46.875	210	1:08.522	151	41.464	137	
4	2:36.556	46.972	205	1:08.434	153	41.150	139		12	2:36.322	46.901	205	1:07.838	154	41.583	139	
5	2:35.185	46.624	210	1:07.586	154	40.975	138		13	2:35.433	46.598	207	1:07.868	151	40.967	138	
6	2:35.276	46.879	206	1:07.255	153	41.142	139		14	2:34.627	46.531	207	1:07.317	152	40.779	139	
7	2:35.650	46.980	206	1:07.549	153	41.121	139		15	2:34.932	47.113	206	1:06.883	154	40.936	138	
8	2:36.235	47.107	205	1:07.931	153	41.197	138		16	2:35.016	46.577	206	1:07.342	152	41.097	138	

23	Hannes Utsch, DEU ,								theoretical besttime: 2:34.660								
1	3:15.205	1:05.814	122	1:21.598	129	47.793	133		9	2:39.995	47.059	206	1:06.668	149	46.268		
2	2:48.270	50.141	189	1:10.673	150	47.456			10	5:31.227	3:41.892	205	1:07.041	150	42.294	139	
3	3:43.579	1:53.742	199	1:08.217	151	41.620	138		11	2:35.418	47.082	208	1:06.928	150	41.408	137	
4	2:36.126	47.464	204	1:07.287	149	41.375	139		12	2:34.781	47.045	206	1:06.720	152	41.016	138	
5	2:35.934	47.374	204	1:07.278	152	41.282	139		13	2:38.907	47.150	181	1:10.593	150	41.164	139	
6	2:35.509	47.123	204	1:06.852	151	41.534	139		14	2:35.115	47.001	206	1:07.090	152	41.024	139	
7	2:35.081	46.994	205	1:06.683	152	41.404	139		15	2:34.973	47.037	206	1:06.795	152	41.141	139	
8	2:34.939	47.113	206	1:06.766	153	41.060	138		16	2:35.214	46.976	206	1:06.988	148	41.250	139	



Formel ADAC

Lap analysis Free Practice



Provisional

Reg. Nr.: CS-ATGI-009

Friday 10.5.2013 11:15

Spa Francorchamps, Length: 7004 m

Air temperature: 12.1°C

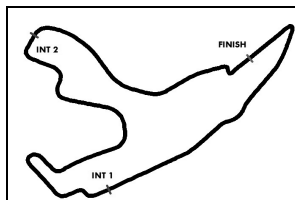
Track temperature: 16.6°C

Weather condition: Dry

Lap	Time	SE1	SP1	SE2	SP2	SE3	SP3	TSP	Lap	Time	SE1	SP1	SE2	SP2	SE3	SP3	TSP
24	Stephane Kox, NLD ,								theoretical besttime: 2:33.009								
1	3:34.949	1:13.670	121	1:21.187	139	1:00.092			8	2:34.293	46.263	210	1:07.590	148	40.440	142	
2	4:40.785	2:45.170	168	1:12.692	146	42.923	139		9	2:34.004	46.335	209	1:07.240	152	40.429	142	
3	2:37.066	47.460	207	1:08.685	152	40.921	142		10	2:33.905	46.227	210	1:07.279	151	40.399	140	
4	2:34.858	46.511	210	1:07.740	152	40.607	142		11	2:33.070	46.002	211	1:06.789	154	40.279	141	
5	2:34.845	46.321	210	1:07.963	151	40.561	143		12	2:33.682	45.941	212	1:07.259	152	40.482	139	
6	2:33.954	46.103	208	1:07.432	152	40.419	143		13	2:41.270	46.198	203	1:07.642	151	47.430		
7	2:34.292	46.393	210	1:07.339	150	40.560	141										

Lap	Time	SE1	SP1	SE2	SP2	SE3	SP3	TSP	Lap	Time	SE1	SP1	SE2	SP2	SE3	SP3	TSP
26	Ralph Boschung, CHE ,								theoretical besttime: 2:31.871								
1	3:28.528	1:10.507	130	1:21.922	149	56.099			8	2:32.532	46.264	208	1:05.520	153	40.748	137	
2	4:56.082	3:07.173	199	1:07.987	151	40.922	138		9	2:32.697	46.301	209	1:05.544	149	40.852	138	
3	2:33.986	46.793	206	1:06.303	150	40.890	137		10	2:39.234	46.065	210	1:07.559	150	45.610	140	
4	2:34.812	46.948	206	1:05.952	152	41.912	135		11	2:33.173	45.990	205	1:06.634	153	40.549	140	
5	2:47.791	47.013	206	1:12.889	152	47.889			12	2:32.793	46.253	208	1:05.518	153	41.022	143	
6	9:18.624	7:30.032	202	1:07.566	150	41.026	140		13	2:33.035	47.062	207	1:05.479	153	40.494	140	
7	2:32.745	46.429	208	1:05.521	149	40.795	140		14	2:32.293	46.136	209	1:05.387	150	40.770	140	

Lap	Time	SE1	SP1	SE2	SP2	SE3	SP3	TSP	Lap	Time	SE1	SP1	SE2	SP2	SE3	SP3	TSP
27	Florian Herzog, DEU ,								theoretical besttime: 2:32.194								
1	3:25.659	1:07.378	150	1:22.109	140	56.172			9	2:33.749	46.608	208	1:06.398	147	40.743	142	
2	3:36.220	1:47.559	200	1:07.665	150	40.996	139		10	2:32.869	46.167	209	1:05.892	150	40.810	141	
3	2:34.598	47.003	206	1:06.769	152	40.826	140		11	2:34.362	46.018	212	1:07.221	149	41.123	140	
4	2:33.276	46.515	206	1:06.002	152	40.759	141		12	2:42.810	46.571	209	1:07.138	152	49.101		
5	2:33.336	46.865	206	1:05.861	153	40.610	141		13	7:53.675	6:03.946	207	1:09.292	151	40.437	141	
6	2:33.193	46.543	206	1:05.906	150	40.744	141		14	2:33.035	46.581	208	1:05.759	152	40.695	142	
7	2:32.879	46.610	207	1:05.739	151	40.530	141		15	2:42.990	46.534	208	1:06.894	144	49.562		
8	2:33.227	46.497	208	1:05.930	148	40.800	139										



Formel ADAC

Vmax list Free Practice



Provisional

Reg. Nr.: CS-ATGI-009

Spa Francorchamps, Length: 7004 m

Air temperature: 12.1°C

Track temperature: 16.5°C

Weather condition: Dry

Friday 10.5.2013 11:15

Nr	Team, Car, Driver, Nat	Top speed
16	Schiller-Motorsport, Formel ADAC powered by Volkswagen Kremer Jason , DEU	km/h
7	Neuhauser Racing, Formel ADAC powered by Volkswagen Beer Nicolas , DEU	km/h
9	Mücke-Motorsport, Formel ADAC powered by Volkswagen Günther Maximilian , DEU	km/h
5	Lotus, Formel ADAC powered by Volkswagen Dontje Indy , NLD	km/h
6	Neuhauser Racing, Formel ADAC powered by Volkswagen Dienst Marvin , DEU	km/h
15	Mücke-Motorsport, Formel ADAC powered by Volkswagen Picariello Alessio , BEL	km/h
17	Schiller-Motorsport, Formel ADAC powered by Volkswagen Schiller Fabian , DEU	km/h
3	Lotus, Formel ADAC powered by Volkswagen Jensen Mikkel , DNK	km/h
2	Lotus, Formel ADAC powered by Volkswagen O'Keeffe Callan , RSA	km/h
26	KUG Motorsport, Formel ADAC powered by Volkswagen Boschung Ralph , CHE	km/h
27	KUG Motorsport, Formel ADAC powered by Volkswagen Herzog Florian , DEU	km/h
11	Mücke-Motorsport, Formel ADAC powered by Volkswagen Grapp Hendrik , DEU	km/h
8	Neuhauser Racing, Formel ADAC powered by Volkswagen Riener Stefan , AUT	km/h
24	KUG Motorsport, Formel ADAC powered by Volkswagen Kox Stephane , NLD	km/h
10	Mücke-Motorsport, Formel ADAC powered by Volkswagen Schramm Kim Luis , DEU	km/h
4	Lotus, Formel ADAC powered by Volkswagen Visser Beitske , NLD	km/h
19	KSW Motorsport, Formel ADAC powered by Volkswagen Giersiepen Kim Alexander , DEU	km/h
22	JBR Motorsport & Engineering GmbH, Formel ADAC power Gentgen Benedikt , DEU	km/h
23	JBR Motorsport & Engineering GmbH, Formel ADAC power Utsch Hannes , DEU	km/h
20	KSW Motorsport, Formel ADAC powered by Volkswagen Gatz Martin , DEU	km/h
14	Mücke-Motorsport, Formel ADAC powered by Volkswagen Maggi Giorgio , CHE	km/h