



ADAC Formel Masters

Result List Race 3



Provisional

etropolis Motorsport Arena Oschersleben, Length: 3696 m

Air temperature: 15.1°C

Track temperature: 25.2°C

Weather condition: Dry

DMSB Reg. Nr.: 107/213
Deutscher Motor Sport Bund e.V.

Sunday 28.4.2013 14:45

started : 20

classified : 19

not classified : 1

	Competitor Drivers	Sponsor Car	Laps	Total Time	Gap	Kph	Lap	Time	Kph
1	5 Lotus I.Dontje(NLD)	Formel ADAC powerd by Volkswagen	17	25:54.851		145.5	9	1:30.846	146.5
2	7 Neuhauser Racing N.Beer(DEU)	Formel ADAC powerd by Volkswagen	17	25:55.216	0.365	145.4	6	1:30.806	146.5
3	6 Neuhauser Racing M.Dienst(DEU)	ADAC Nordbaden e.V. Formel ADAC powerd by Volkswagen	17	25:55.614	0.763	145.4	8	1:30.781	146.6
4	15 ADAC Berlin-Brandenburg e.V. A.Picariello(BEL)	Formel ADAC powerd by Volkswagen	17	26:03.760	8.909	144.6	11	1:30.885	146.4
5	9 ADAC Berlin-Brandenburg e.V. M.Günther(DEU)	Formel ADAC powerd by Volkswagen	17	26:08.427	13.576	144.2	8	1:30.919	146.3
6	16 Schiller Motorsport J.Kremer(DEU)	Formel ADAC powerd by Volkswagen	17	26:09.418	14.567	144.1	6	1:30.841	146.5
7	2 Lotus C.O'Keeffe(RSA)	Formel ADAC powerd by Volkswagen	17	26:13.361	18.510	143.8	6	1:31.460	145.5
8	26 KUG Motorsport R.Boschung(CHE)	Formel ADAC powerd by Volkswagen	17	26:13.984	19.133	143.7	14	1:31.270	145.8
9	4 Lotus B.Visser(NLD)	Formel ADAC powerd by Volkswagen	17	26:17.397	22.546	143.4	8	1:31.663	145.2
10	17 Schiller Motorsport F.Schiller(DEU)	Formel ADAC powerd by Volkswagen	17	26:19.553	24.702	143.2	8	1:31.514	145.4
11	10 ADAC Berlin-Brandenburg e.V. K.Schramm(DEU)	Formel ADAC powerd by Volkswagen	17	26:19.954	25.103	143.2	5	1:31.889	144.8
12	24 KUG Motorsport S.Kox(NLD)	Formel ADAC powerd by Volkswagen	17	26:27.089	32.238	142.5	15	1:31.859	144.8
13	14 ADAC Berlin-Brandenburg e.V. G.Maggi(CHE)	Formel ADAC powerd by Volkswagen	17	26:42.097	47.246	141.2	12	1:32.771	143.4
14	22 JBR Motorsport & Engineering GmbH B.Gentgen(DEU)	ADAC Nordrhein e.V. Formel ADAC powerd by Volkswagen	17	27:04.289	1:09.438	139.3	9	1:32.719	143.5
15	23 JBR Motorsport & Engineering GmbH H.Utsch(DEU)	Formel ADAC powerd by Volkswagen	17	27:13.038	1:18.187	138.5	13	1:32.990	143.1
16	19 KSW Motorsport K.Giersiepen(DEU)	ADAC Westfalen Team Sport Formel ADAC powerd by Volkswagen	17	27:21.701	1:26.850	137.8	7	1:32.872	143.3
17	8 Neuhauser Racing S.Riener(AUT)	Formel ADAC powerd by Volkswagen	16	24:45.795	1 LAP	143.3	6	1:31.247	145.8
18	20 KSW Motorsport M.Gatz(DEU)	ADAC Westfalen Team Sport Formel ADAC powerd by Volkswagen	16	25:33.823	1 LAP	138.8	8	1:33.157	142.8
19	11 ADAC Berlin-Brandenburg e.V. H.Grapp(DEU)	Formel ADAC powerd by Volkswagen	14	21:33.545	3LAPS	144.0	9	1:31.418	145.5
not classified									
	3 Lotus M.Jensen(DEU)	Formel ADAC powerd by Volkswagen	5	7:51.017	12LAPS	141.2	5	1:32.081	144.5

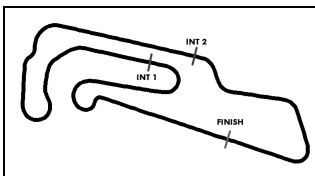
Fastest lap of the race. Car 6 driver on lap 8. Time 1:30.781, average speed 146.6 km/h.

Subject to final scrutineering!

Publications Time:

Clerk of the course:

Time Keeping:



ADAC Formel Masters

Lap chart Race 3

Provisional

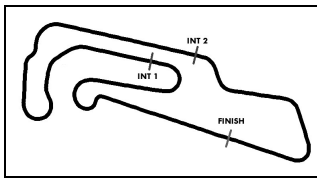


etropolis Motorsport Arena Oschersleben, Length: 3696 m

Sunday 28.4.2013 14:45

POS	1	2	3	4	5	6	7	8	9	10	11	12	13	14	15	16	17	18	19	20	21	22	
LAP 1	5	11	7	6	16	2	15	9	17	4	10	3	22	24	20	26	8	19	23	14			
LAP 2	5	7	6	11	16	2	9	15	17	4	3	10	22	26	8	24	20	23	19	14			
LAP 3	5	7	6	11	2	16	15	9	17	4	3	10	22	26	8	24	20	23	19	14			
LAP 4	5	7	6	11	2	15	9	17	4	16	3	10	22	26	8	24	14	.20	.23	.19			
LAP 5	5	7	6	11	2	15	9	16	17	3	4	10	26	8	24	14	.22	20	19	23			
LAP 6	5	7	6	11	2	15	9	16	17	4	10	26	8	24	14	22	20	19	23				
LAP 7	5	7	6	11	15	9	2	16	17	4	10	26	8	24	14	22	20	19	23				
LAP 8	5	7	6	11	15	9	16	2	17	4	10	26	8	24	14	22	20	19	23				
LAP 9	5	7	6	11	15	9	16	2	17	4	26	10	8	24	14	22	20	19	23				
LAP 10	5	7	6	15	11	9	16	2	17	4	26	8	10	24	14	22	20	19	23				
LAP 11	5	7	6	15	11	16	9	2	26	4	17	8	10	24	14	22	20	19	23				
LAP 12	5	7	6	15	11	16	9	2	26	4	17	8	10	24	14	22	20	19	23				
LAP 13	5	7	6	15	11	16	9	2	26	4	17	8	10	24	14	22	20	23	19				
LAP 14	5	7	6	15	11	16	9	2	26	4	17	8	10	24	14	22	20	23	19				
LAP 15	5	7	6	15	9	16	2	26	4	17	8	10	24	14	22	20	23	19					
LAP 16	5	7	6	15	9	16	2	26	4	17	8	10	24	14	22	20	23	19					
LAP 17	5	7	6	15	9	16	2	26	4	17	10	24	14	22	23	19							

. - PIT STOP ' - LAP BEHIND



ADAC Formel Masters



Lap analysis Race 3

Provisional

etropolis Motorsport Arena Oschersleben, Length: 3696 m

Air temperature: 15.1°C

Track temperature: 25.3°C

Weather condition: Dry



Reg. Nr.: 107/213

Sunday 28.4.2013 14:45

Lap	Time	SE1	SP1	SE2	SP2	SE3	SP3	TSP	Lap	Time	SE1	SP1	SE2	SP2	SE3	SP3	TSP
2	Callan O'Keeffe, RSA ,								theoretical besttime: 1:31.296								
1	1:40.018	43.201	162	31.244	187	25.573	168	161	10	1:31.670	35.548	162	30.798	188	25.324	169	196
2	1:32.061	36.004	162	30.707	189	25.350	170	195	11	1:31.638	35.626	162	30.697	189	25.315	170	196
3	1:32.320	36.123	161	30.829	186	25.368	168	196	12	1:32.267	35.947	162	30.775	189	25.545	169	196
4	1:31.628	35.655	161	30.668	190	25.305	169	195	13	1:31.588	35.629	162	30.713	190	25.246	170	196
5	1:31.716	35.620	161	30.812	190	25.284	170	197	14	1:32.061	35.664	162	30.781	190	25.616	170	197
6	1:31.460	35.479	163	30.571	191	25.410	170	197	15	1:32.244	35.631	162	30.793	190	25.820	169	197
7	1:33.671	35.625	163	30.881	187	27.165	170	198	16	1:32.505	36.177	162	30.951	189	25.377	169	195
8	1:32.692	36.607	163	30.809	189	25.276	170	197	17	1:31.993	35.822	162	30.676	190	25.495	169	195
9	1:31.829	35.581	163	30.777	188	25.471	168	198									

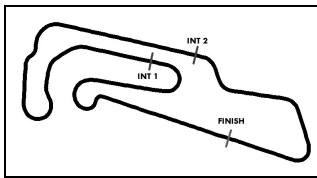
3	Mikkel Jensen, DEU ,								theoretical besttime: 1:31.608								
1	1:42.552	45.472	163	31.273	191	25.807	172	176	4	1:32.143	35.623	162	31.089	190	25.431	171	200
2	1:32.110	35.595	163	30.791	191	25.724	170	201	5	1:32.081	35.605	163	30.602	193	25.874	171	199
3	1:32.131	35.575	159	31.045	189	25.511	170	199									

4	Beitske Visser, NLD ,								theoretical besttime: 1:31.622								
1	1:41.824	44.140	161	31.703	190	25.981	170	171	10	1:32.595	35.953	163	30.856	193	25.786	171	202
2	1:32.358	35.832	163	30.916	190	25.610	170	198	11	1:33.642	37.244	161	30.959	189	25.439	169	202
3	1:32.105	35.541	163	30.972	191	25.592	171	197	12	1:32.089	35.568	161	31.025	189	25.496	169	197
4	1:32.121	35.646	161	30.933	191	25.542	169	201	13	1:31.842	35.500	162	30.924	189	25.418	170	196
5	1:32.956	36.455	163	30.866	191	25.635	171	196	14	1:32.025	35.599	162	30.862	189	25.564	170	195
6	1:32.040	35.710	164	30.818	191	25.512	170	199	15	1:31.984	35.605	162	30.821	189	25.558	169	196
7	1:31.738	35.548	163	30.799	190	25.391	171	198	16	1:32.088	35.644	162	30.896	189	25.548	168	195
8	1:31.663	35.451	163	30.840	190	25.372	171	199	17	1:32.332	35.706	162	30.959	188	25.667	169	194
9	1:31.995	35.496	163	30.861	191	25.638	171	199									

5	Indy Dontje, NLD ,								theoretical besttime: 1:30.694								
1	1:37.260	41.281	161	30.672	187	25.307	169	164	10	1:30.990	35.494	162	30.478	189	25.018	170	195
2	1:31.395	35.584	161	30.531	187	25.280	168	194	11	1:31.237	35.450	162	30.613	189	25.174	169	196
3	1:31.241	35.488	160	30.490	188	25.263	168	193	12	1:31.006	35.465	161	30.440	189	25.101	169	195
4	1:31.088	35.547	161	30.413	189	25.128	168	194	13	1:31.083	35.411	162	30.593	190	25.079	169	195
5	1:31.006	35.432	162	30.461	188	25.113	168	194	14	1:31.101	35.665	161	30.331	190	25.105	170	195
6	1:30.940	35.422	162	30.464	188	25.054	169	195	15	1:31.079	35.534	161	30.496	189	25.049	169	195
7	1:31.056	35.566	161	30.467	188	25.023	170	194	16	1:31.199	35.577	162	30.500	189	25.122	169	195
8	1:30.929	35.387	162	30.444	188	25.098	169	195	17	1:31.395	35.615	161	30.549	190	25.231	169	195
9	1:30.846	35.434	162	30.436	189	24.976	169	195									

6	Marvin Dienst, DEU ,								theoretical besttime: 1:30.574								
1	1:38.704	42.607	163	30.666	190	25.431	171	166	10	1:30.994	35.341	164	30.480	192	25.173	171	199
2	1:31.497	35.824	163	30.404	191	25.269	170	199	11	1:30.989	35.381	164	30.455	192	25.153	171	200
3	1:31.430	35.705	163	30.558	190	25.167	170	198	12	1:31.026	35.304	164	30.554	192	25.168	171	199
4	1:31.125	35.659	162	30.361	191	25.105	170	198	13	1:31.068	35.398	164	30.542	192	25.128	171	199
5	1:30.855	35.373	163	30.397	191	25.085	170	197	14	1:31.163	35.549	163	30.412	193	25.202	171	199
6	1:30.863	35.402	163	30.377	192	25.084	170	198	15	1:31.046	35.367	163	30.481	191	25.198	171	199
7	1:30.790	35.460	164	30.306	191	25.024	171	198	16	1:31.191	35.500	164	30.482	192	25.209	172	200
8	1:30.781	35.275	163	30.357	192	25.149	171	199	17	1:31.157	35.402	163	30.463	193	25.292	171	198
9	1:30.935	35.440	164	30.275	194	25.220	170	199									

7	Nicolas Beer, DEU ,								theoretical besttime: 1:30.636								
1	1:38.430	42.255	163	30.558	192	25.617	171	171	10	1:31.021	35.427	164	30.489	191	25.105	172	198
2	1:31.430	35.729	163	30.395	190	25.306	171	202	11	1:30.833	35.288	164	30.426	192	25.119	172	199
3	1:31.318	35.463	164	30.629	187	25.226	170	198	12	1:31.111	35.518	163	30.519	192	25.074	172	199
4	1:31.003	35.499	163	30.448	190	25.056	170	198	13	1:30.870	35.358	164	30.417	194	25.095	172	200
5	1:30.961	35.487	163	30.438	189	25.036	170	197	14	1:31.316	35.803	164	30.435	193	25.078	172	200
6	1:30.806	35.437	164	30.351	190	25.018	171	198	15	1:31.156	35.492	164	30.490	191	25.174	170	198
7	1:30.891	35.457	164	30.332	189	25.102	171	199	16	1:31.120	35.481	164	30.448	192	25.191	171	198
8	1:30.824	35.322	165	30.455	190	25.047	171	199	17	1:31.261	35.471	163	30.537	192	25.253	171	198
9	1:30.865	35.482	164	30.367	191	25.016	171	199									



ADAC Formel Masters



Lap analysis Race 3

Provisional

etropolis Motorsport Arena Oschersleben, Length: 3696 m

Air temperature: 15.1°C

Track temperature: 25.3°C

Weather condition: Dry



Reg. Nr.: 107/213

Sunday 28.4.2013 14:45

Lap	Time	SE1	SP1	SE2	SP2	SE3	SP3	TSP	Lap	Time	SE1	SP1	SE2	SP2	SE3	SP3	TSP
8	Stefan Riener, AUT ,								theoretical besttime: 1:30.869								
1	1:45.723	46.193	154	32.134	189	27.396	169	178	9	1:31.289	35.525	163	30.396	192	25.368	172	198
2	1:33.457	36.610	163	30.783	185	26.064	169	199	10	1:31.427	35.594	163	30.665	191	25.168	170	201
3	1:32.109	36.006	163	30.515	192	25.588	170	198	11	1:33.008	36.174	164	31.221	194	25.613	172	198
4	1:31.731				192	25.463	172	200	12	1:32.094	35.646	164	30.887	195	25.561	172	203
5	1:33.117	36.440	164	31.153	192	25.524	170	201	13	1:31.933	35.532	165	30.881	194	25.520	172	202
6	1:31.247	35.554	164	30.445	191	25.248	170	197	14	1:32.017	35.570	164	30.853	194	25.594	172	202
7	1:31.459	35.577	162	30.567	190	25.315	170	199	15	1:32.026	35.414	166	30.740	196	25.872	171	202
8	1:31.280	35.517	160	30.704	190	25.059	170	198	16	1:31.878	35.667	163	30.714	195	25.497	173	201

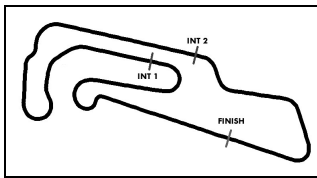
9	Maximilian Günther, DEU ,								theoretical besttime: 1:30.807								
1	1:40.618	43.543	163	31.289	193	25.786	171	168	10	1:31.767	35.716	162	30.535	193	25.516	171	204
2	1:31.955	35.833	163	30.711	191	25.411	170	200	11	1:32.723	36.943	164	30.625	193	25.155	172	201
3	1:32.705	36.379	164	30.863	193	25.463	172	198	12	1:31.381	35.553	164	30.540	194	25.288	172	202
4	1:31.402	35.789	163	30.354	194	25.259	172	203	13	1:31.755	35.712	164	30.535	195	25.508	173	202
5	1:31.851	35.665	163	30.921	194	25.265	172	203	14	1:32.298	36.314	164	30.674	194	25.310	172	202
6	1:31.404	35.628	164	30.620	192	25.156	172	203	15	1:31.755	35.855	164	30.536	195	25.364	170	203
7	1:32.347	35.725	162	30.490	193	26.132	171	202	16	1:31.238	35.462	163	30.533	191	25.243	170	197
8	1:30.919	35.378	164	30.354	193	25.187	172	201	17	1:31.248	35.484	163	30.550	191	25.214	170	197
9	1:31.061	35.580	164	30.406	193	25.075	172	202									

10	Kim Luis Schramm, DEU ,								theoretical besttime: 1:31.574								
1	1:42.381	44.650	160	31.624	190	26.107	170	170	10	1:32.997	36.323	163	30.975	190	25.699	169	199
2	1:32.936	36.422	161	30.827	191	25.687	169	198	11	1:32.597	35.729	163	31.201	191	25.667	171	199
3	1:32.410	35.860	162	30.833	190	25.717	170	199	12	1:31.936	35.614	162	30.772	193	25.550	171	200
4	1:32.508	35.978	161	30.918	188	25.612	168	198	13	1:32.031	35.675	163	30.844	192	25.512	171	201
5	1:31.889	35.818	162	30.699	190	25.372	170	195	14	1:31.942	35.568	163	30.719	193	25.655	170	200
6	1:32.054	35.740	163	30.790	190	25.524	170	197	15	1:32.321	35.606	163	30.922	192	25.793	169	200
7	1:31.911	35.816	162	30.634	189	25.461	170	198	16	1:32.305	35.786	163	30.826	191	25.693	170	198
8	1:31.964	35.756	161	30.777	189	25.431	169	197	17	1:32.895	35.961	162	31.159	192	25.775	170	198
9	1:32.877	35.740	162	30.881	189	26.256	170	196									

11	Hendrik Grapp, DEU ,								theoretical besttime: 1:31.298								
1	1:38.177	41.833	162	30.816	187	25.528	169	167	9	1:31.418	35.489	162	30.652	188	25.277	170	196
2	1:33.159	36.817	162	30.745	190	25.597	169	196	10	1:32.387	35.609	162	30.703	189	26.075	169	197
3	1:32.401	36.003	162	30.743	187	25.655	169	197	11	1:31.899	36.019	162	30.532	191	25.348	170	196
4	1:31.779	35.571	162	30.757	187	25.451	168	196	12	1:31.640	35.701	162	30.656	190	25.283	169	198
5	1:31.723	35.749	157	30.656	189	25.318	168	195	13	1:31.994	35.601	162	30.780	190	25.613	169	198
6	1:31.599	35.559	163	30.639	189	25.401	169	196	14	1:32.105	35.925	162	30.747	190	25.433	169	197
7	1:31.599	35.512	162	30.758	189	25.329	169	196									
8	1:31.665	35.537	162	30.644	188	25.484	169	196									

14	Giorgio Maggi, CHE ,								theoretical besttime: 1:32.484								
1	1:46.851	47.640	160	32.047	187	27.164	167	163	10	1:32.922	36.096	159	31.091	186	25.735	168	194
2	1:35.092	36.964	158	31.803	188	26.325	169	195	11	1:32.897	35.978	159	31.129	185	25.790	168	194
3	1:33.787	36.391	160	31.496	187	25.900	168	196	12	1:32.771	36.084	158	31.128	186	25.559	168	195
4	1:33.136	36.126	161	31.013	190	25.997	167	196	13	1:32.836	35.912	159	31.144	186	25.780	168	195
5	1:33.130	36.126	160	31.195	186	25.809	167	193	14	1:33.164	36.153	158	31.161	188	25.850	168	194
6	1:33.599	36.608	159	31.228	186	25.763	167	193	15	1:33.063	36.003	160	31.210	187	25.850	167	194
7	1:33.229	36.236	159	31.134	185	25.859	168	193	16	1:33.497	36.140	159	31.274	186	26.083	167	194
8	1:33.354	36.345	158	31.081	185	25.928	167	194	17	1:35.778	37.472	159	32.012	185	26.294	167	193
9	1:32.991	36.009	159	31.333	186	25.649	167	193									

15	Alessio Picariello, BEL ,								theoretical besttime: 1:30.800								
1	1:40.244	43.306	165	31.254	193	25.684	172	173	10	1:31.542	35.400	164	30.700	192	25.442	169	200
2	1:32.536	36.429	164	30.750	192	25.357	172	201	11	1:30.885	35.193	162	30.540	189	25.152	170	197
3	1:32.204	35.874	165	30.862	193	25.468	170	202	12	1:31.249	35.278	162	30.735	188	25.236	169	197
4	1:31.422	35.631	163	30.595	192	25.196	171	200	13	1:30.998	35.276	162	30.628	190	25.094	170	196
5	1:31.792	35.668	161	31.001	191	25.123	171	200	14	1:31.019	35.333	162	30.530	191	25.156	170	196
6	1:31.291	35.336	164	30.720	192	25.235	170	200	15	1:31.205	35.434	162	30.636	190	25.135	169	197



ADAC Formel Masters



Lap analysis Race 3

Provisional

etropolis Motorsport Arena Oschersleben, Length: 3696 m

Air temperature: 15.1°C

Track temperature: 25.3°C

Weather condition: Dry



Reg. Nr.: 107/213

Sunday 28.4.2013 14:45

Lap	Time	SE1	SP1	SE2	SP2	SE3	SP3	TSP	Lap	Time	SE1	SP1	SE2	SP2	SE3	SP3	TSP
7	1:32.300	35.562	164	30.666	192	26.072	170	201	16	1:31.419	35.531	161	30.656	190	25.232	169	196
8	1:31.055	35.395	163	30.513	190	25.147	170	198	17	1:31.407	35.424	162	30.701	189	25.282	169	196
9	1:31.192	35.353	163	30.599	191	25.240	170	199									

16 Jason Kremer, DEU ,

theoretical besttime: 1:30.767

1	1:39.132	42.802	163	30.952	191	25.378	172	170	10	1:30.903	35.417	163	30.397	192	25.089	171	198
2	1:32.362	36.141	164	30.617	194	25.604	171	199	11	1:31.774	36.092	164	30.521	192	25.161	172	200
3	1:33.032	37.059	162	30.772	190	25.201	172	196	12	1:31.520	35.619	164	30.613	193	25.288	171	200
4	1:34.058	37.535	151	30.941	195	25.582	172	199	13	1:31.867	35.684	164	30.700	192	25.483	172	199
5	1:31.306	35.495	163	30.736	188	25.075	170	201	14	1:32.335	36.166	163	30.693	192	25.476	171	196
6	1:30.841	35.414	163	30.414	191	25.013	171	197	15	1:32.660	35.714	163	30.646	192	26.300	170	199
7	1:32.331	35.440	164	30.584	191	26.307	172	199	16	1:31.437	35.541	162	30.623	192	25.273	171	197
8	1:31.626	35.949	162	30.623	190	25.054	171	199	17	1:31.360	35.467	163	30.555	191	25.338	170	197
9	1:30.874	35.357	163	30.483	190	25.034	170	198									

17 Fabian Schiller, DEU ,

theoretical besttime: 1:31.408

1	1:41.413	43.747	164	31.880	190	25.786	171	177	10	1:32.604	35.784	163	30.999	191	25.821	169	199
2	1:31.973	35.719	165	30.777	192	25.477	172	200	11	1:34.312	37.590	164	31.090	194	25.632	171	199
3	1:32.545	35.861	164	30.969	193	25.715	171	201	12	1:32.091	35.624	164	31.029	193	25.438	171	202
4	1:31.770	35.590	163	30.772	191	25.408	170	202	13	1:31.948	35.594	164	30.838	193	25.516	171	201
5	1:33.181	35.668	160	31.669	186	25.844	170	198	14	1:31.973	35.457	164	30.891	194	25.625	172	200
6	1:32.046	35.803	164	30.879	191	25.364	171	198	15	1:32.040	35.462	165	30.813	194	25.765	172	201
7	1:31.650	35.381	163	30.727	191	25.542	170	199	16	1:32.024	35.603	164	30.789	193	25.632	171	200
8	1:31.514	35.317	165	30.792	193	25.405	171	198	17	1:33.941	36.836	163	31.392	190	25.713	170	200
9	1:32.528	35.771	164	31.005	190	25.752	170	202									

19 Kim Alexander Giersiepen, DEU ,

theoretical besttime: 1:32.579

1	1:45.940	46.480	161	32.472	186	26.988	170	177	10	1:33.873	36.189	161	31.601	184	26.083	166	195
2	1:35.604	37.332	159	32.104	188	26.168	168	201	11	1:33.781	36.088	158	31.568	184	26.125	168	195
3	1:33.754	36.366	161	31.425	188	25.963	167	198	12	1:33.741	36.167	160	31.419	186	26.155	166	194
4	1:42.288	36.018	160	31.207	188	35.063		196	13	1:43.378	45.780	160	31.554	186	26.044	167	194
5	1:47.658	50.737	160	31.201	185	25.720	168		14	1:33.931	36.259	159	31.451	186	26.221	167	193
6	1:33.738	36.904	160	31.004	186	25.830	167	173	15	1:34.309	36.545	160	31.529	185	26.235	166	193
7	1:32.872	36.080	161	31.235	186	25.557	168	194	16	1:34.134	36.521	160	31.495	184	26.118	166	191
8	1:33.456	36.139	161	31.405	186	25.912	168	195	17	1:35.332	37.035	160	31.536	186	26.761	166	192
9	1:33.912	36.371	161	31.384	185	26.157	168	194									

20 Martin Gatz, DEU ,

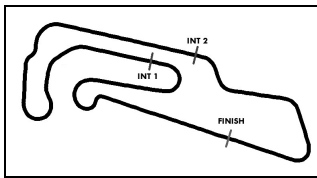
theoretical besttime: 1:33.152

1	1:45.309	45.948	160	32.198	187	27.163	167	177	10	1:33.545	36.286	160	31.431	186	25.828	167	194
2	1:34.957	37.454	161	31.483	186	26.020	166	196	11	1:34.137	36.927	160	31.336	185	25.874	168	193
3	1:33.802	36.500	161	31.486	187	25.816	167	196	12	1:33.515	36.252	159	31.455	186	25.808	166	194
4	1:41.857	36.380	159	31.427	186	34.050		195	13	1:33.541	36.317	159	31.311	187	25.913	168	192
5	1:48.034	50.962	161	31.298	185	25.774	168		14	1:33.512	36.386	160	31.278	186	25.848	167	192
6	1:33.901	36.737	161	31.398	185	25.766	167	194	15	1:33.685	36.307	160	31.373	186	26.005	167	193
7	1:33.477	36.407	161	31.297	184	25.773	167	193	16	1:33.923	36.459	160	31.399	186	26.065	166	193
8	1:33.157	36.226	160	31.283	185	25.648	167	193									
9	1:33.471	36.261	161	31.434	185	25.776	167	194									

22 Benedikt Gentgen, DEU ,

theoretical besttime: 1:32.513

1	1:43.850	45.729	160	32.046	186	26.075	167	177	10	1:32.972	35.875	160	31.190	185	25.907	165	192
2	1:33.170	36.011	162	31.400	186	25.759	168	196	11	1:32.873	35.912	160	31.134	185	25.827	165	192
3	1:32.812	35.988	160	31.174	186	25.650	167	196	12	1:33.257	36.045	159	31.346	185	25.866	166	192
4	1:32.782	35.914	160	31.044	186	25.824	167	194	13	1:33.660	36.034	160	31.189	185	26.437	165	191
5	1:43.303	36.633	161	31.323	185	35.347		193	14	1:33.542	36.182	160	31.320	185	26.040	167	190
6	1:47.532	50.055	159	31.378	183	26.099	167		15	1:33.516	36.075	160	31.339	185	26.102	166	191
7	1:33.306	35.998	159	31.350	183	25.958	166	191	16	1:33.494	36.046	160	31.282	185	26.166	166	191
8	1:32.796	35.949	160	31.243	184	25.604	167	191	17	1:38.705	39.059	159	32.693	181	26.953	164	181
9	1:32.719	35.924	159	31.034	185	25.761	167	192									



ADAC Formel Masters



Lap analysis Race 3

Provisional

etropolis Motorsport Arena Oschersleben, Length: 3696 m

Air temperature: 15.1°C

Track temperature: 25.3°C

Weather condition: Dry

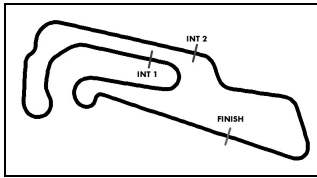
DMSB Reg. Nr.: 107/213
Deutscher Motor Sport Bund e.V.

Sunday 28.4.2013 14:45

Lap	Time	SE1	SP1	SE2	SP2	SE3	SP3	TSP	Lap	Time	SE1	SP1	SE2	SP2	SE3	SP3	TSP
23	Hannes Utsch, DEU ,								theoretical besttime: 1:32.927								
1	1:46.298	46.994	160	32.189	190	27.115	169	174	10	1:33.118	36.130	158	31.307	186	25.681	166	193
2	1:34.853	36.977	157	31.667	189	26.209	164	200	11	1:33.168	36.079	159	31.420	185	25.669	166	194
3	1:33.515	36.478	161	31.359	187	25.678	166	195	12	1:33.012	36.018	159	31.296	186	25.698	166	193
4	1:42.061	36.145	160	31.324	187	34.592		196	13	1:32.990	35.998	159	31.359	186	25.633	167	192
5	1:49.317	52.199	160	31.335	186	25.783	167		14	1:33.648	36.541	160	31.364	186	25.743	166	194
6	1:35.408	37.400	159	31.616	181	26.392	165	188	15	1:34.092	36.604	154	31.417	185	26.071	166	192
7	1:34.211	36.391	159	31.555	181	26.265	165	191	16	1:33.551	36.210	160	31.300	185	26.041	165	193
8	1:33.871	36.387	159	31.427	183	26.057	165	191	17	1:36.485	38.127	154	32.198	183	26.160	165	192
9	1:33.440	36.335	158	31.455	183	25.650	166	192									

Lap	Time	SE1	SP1	SE2	SP2	SE3	SP3	TSP	Lap	Time	SE1	SP1	SE2	SP2	SE3	SP3	TSP
24	Stephane Kox, NLD ,								theoretical besttime: 1:31.642								
1	1:44.738	45.202	163	32.488	187	27.048	171	177	10	1:32.330	35.694	164	31.084	191	25.552	171	198
2	1:34.521	36.389	163	31.480	191	26.652	168	198	11	1:33.083	35.853	163	31.564	191	25.666	171	198
3	1:33.830	36.685	163	31.240	190	25.905	171	198	12	1:32.424	35.625	164	31.138	190	25.661	171	198
4	1:32.544	35.883	163	31.008	191	25.653	171	199	13	1:32.077	35.493	164	30.991	191	25.593	171	198
5	1:32.774	35.931	163	31.156	191	25.687	172	197	14	1:31.862	35.464	164	30.812	193	25.586	172	198
6	1:32.686	35.613	164	31.253	190	25.820	172	198	15	1:31.859	35.345	164	30.838	192	25.676	171	198
7	1:32.349	35.694	164	31.002	190	25.653	172	198	16	1:32.457	35.771	164	30.745	192	25.941	166	198
8	1:32.487	35.855	164	31.056	190	25.576	171	198	17	1:32.440	35.704	165	30.861	192	25.875	171	195
9	1:32.628	35.805	164	31.084	191	25.739	171	198									

Lap	Time	SE1	SP1	SE2	SP2	SE3	SP3	TSP	Lap	Time	SE1	SP1	SE2	SP2	SE3	SP3	TSP
26	Ralph Boschung, CHE ,								theoretical besttime: 1:31.122								
1	1:45.593	46.053	160	32.119	192	27.421	169	184	10	1:31.445	35.572	163	30.665	191	25.208	171	200
2	1:33.376	36.234	163	31.091	188	26.051	168	201	11	1:31.963	35.977	163	30.586	190	25.400	169	201
3	1:31.767	35.768	163	30.729	188	25.270	170	197	12	1:31.391	35.577	162	30.559	190	25.255	170	196
4	1:31.993	35.507	163	30.762	192	25.724	171	198	13	1:31.274	35.450	162	30.592	191	25.232	170	198
5	1:31.350	35.626	162	30.534	189	25.190	170	197	14	1:31.270	35.461	163	30.482	192	25.327	170	198
6	1:31.376	35.464	163	30.607	189	25.305	171	197	15	1:31.510	35.477	164	30.521	193	25.512	170	198
7	1:31.472	35.549	164	30.584	190	25.339	171	199	16	1:32.644	36.115	163	31.092	191	25.437	170	199
8	1:31.481	35.576	163	30.667	191	25.238	171	199	17	1:32.179	35.665	164	30.772	192	25.742	167	199
9	1:31.900	35.656	164	30.690	194	25.554	171	201									



ADAC Formel Masters

Vmax list Race 3

Provisional



etropolis Motorsport Arena Oschersleben, Length: 3696 m

Air temperature: 15.1°C

Track temperature: 25.2°C

Weather condition: Dry



Reg. Nr.: 107/213

Sunday 28.4.2013 14:45

Nr	Team, Car, Driver, Nat	Top speed
9	Mücke-Motorsport, Formel ADAC powerd by Volkswagen Günther Maximilian , DEU	203.99 km/h
8	Neuhauser Racing, Formel ADAC powerd by Volkswagen Riener Stefan , AUT	203.07 km/h
15	Mücke-Motorsport, Formel ADAC powerd by Volkswagen Picariello Alessio , BEL	202.26 km/h
4	Lotus, Formel ADAC powerd by Volkswagen Visser Beitske , NLD	201.88 km/h
17	Schiller Motorsport, Formel ADAC powerd by Volkswagen Schiller Fabian , DEU	201.81 km/h
7	Neuhauser Racing, Formel ADAC powerd by Volkswagen Beer Nicolas , DEU	201.73 km/h
26	KUG Motorsport, Formel ADAC powerd by Volkswagen Boschung Ralph , CHE	201.31 km/h
16	Schiller Motorsport, Formel ADAC powerd by Volkswagen Kremer Jason , DEU	201.12 km/h
3	Lotus, Formel ADAC powerd by Volkswagen Jensen Mikkel , DEU	200.97 km/h
10	Mücke-Motorsport, Formel ADAC powerd by Volkswagen Schramm Kim Luis , DEU	200.90 km/h
19	KSW Motorsport, Formel ADAC powerd by Volkswagen Giersiepen Kim Alexander , DEU	200.52 km/h
6	Neuhauser Racing, Formel ADAC powerd by Volkswagen Dienst Marvin , DEU	200.41 km/h
23	JBR Motorsport & Engineering GmbH, Formel ADAC power Utsch Hannes , DEU	199.67 km/h
24	KUG Motorsport, Formel ADAC powerd by Volkswagen Kox Stephane , NLD	199.11 km/h
2	Lotus, Formel ADAC powerd by Volkswagen O'Keeffe Callan , RSA	198.26 km/h
11	Mücke-Motorsport, Formel ADAC powerd by Volkswagen Grapp Hendrik , DEU	198.01 km/h
14	Mücke-Motorsport, Formel ADAC powerd by Volkswagen Maggi Giorgio , CHE	196.48 km/h
20	KSW Motorsport, Formel ADAC powerd by Volkswagen Gatz Martin , DEU	196.45 km/h
5	Lotus, Formel ADAC powerd by Volkswagen Dontje Indy , NLD	196.12 km/h
22	JBR Motorsport & Engineering GmbH, Formel ADAC power Gentgen Benedikt , DEU	195.95 km/h