



ADAC Formel Masters

Result List Race 2

Provisional



etropolis Motorsport Arena Oschersleben, Length: 3696 m

Air temperature: 6.9°C

Track temperature: 8.4°C

Weather condition: Dry

DMSB Reg. Nr.: 107/213
Deutscher Motor Sport Bund e.V.

Sunday 28.4.2013 08:40

started : 21 classified : 17 not classified : 4

Competitor Drivers	Sponsor Car	Laps	Total Time	Gap	Kph	Lap	Time	Kph
1 15 ADAC Berlin-Brandenburg e.V. A.Picariello(BEL)	Formel ADAC power by Volkswagen	15	25:23.273		131.0	7	1:29.843	148.1
2 16 Schiller Motorsport J.Kremer(DEU)	Formel ADAC power by Volkswagen	15	25:23.629	0.356	131.0	11	1:29.791	148.2
3 9 ADAC Berlin-Brandenburg e.V. M.Günther(DEU)	Formel ADAC power by Volkswagen	15	25:28.204	4.931	130.6	11	1:30.222	147.5
4 7 Neuhauser Racing N.Beer(DEU)	Formel ADAC power by Volkswagen	15	25:29.677	6.404	130.5	14	1:29.727	148.3
5 6 Neuhauser Racing M.Dienst(DEU)	ADAC Nordbaden e.V. Formel ADAC power by Volkswagen	15	25:35.561	12.288	130.0	12	1:30.202	147.5
6 11 ADAC Berlin-Brandenburg e.V. H.Grapp(DEU)	Formel ADAC power by Volkswagen	15	25:37.904	14.631	129.8	7	1:30.808	146.5
7 5 Lotus I.Dontje(NLD)	Formel ADAC power by Volkswagen	15	25:38.420	15.147	129.7	13	1:30.658	146.8
8 2 Lotus C.O'Keeffe(RSA)	Formel ADAC power by Volkswagen	15	25:43.310	20.037	129.3	11	1:30.446	147.1
9 4 Lotus B.Visser(NLD)	Formel ADAC power by Volkswagen	15	25:46.442	23.169	129.1	11	1:31.152	146.0
10 17 Schiller Motorsport F.Schiller(DEU)	Formel ADAC power by Volkswagen	15	25:46.757	23.484	129.0	11	1:30.893	146.4
11 26 KUG Motorsport R.Boschung(CHE)	Formel ADAC power by Volkswagen	15	26:11.821	48.548	127.0	11	1:30.711	146.7
12 10 ADAC Berlin-Brandenburg e.V. K.Schramm(DEU)	Formel ADAC power by Volkswagen	15	26:13.007	49.734	126.9	13	1:30.886	146.4
13 3 Lotus M.Jensen(DEU)	Formel ADAC power by Volkswagen	15	26:13.850	50.577	126.8	13	1:30.530	147.0
14 24 KUG Motorsport S.Kox(NLD)	Formel ADAC power by Volkswagen	15	26:26.301	1:03.028	125.8	13	1:31.458	145.5
15 8 Neuhauser Racing S.Riener(AUT)	Formel ADAC power by Volkswagen	15	26:47.245	1:23.972	124.2	9	1:30.938	146.3
16 22 JBR Motorsport & Engineering GmbH B.Gentgen(DEU)	ADAC Nordrhein e.V. Formel ADAC power by Volkswagen	14	26:37.971	1 LAP	116.6	12	1:31.860	144.8
17 20 KSW Motorsport M.Gatz(DEU)	ADAC Westfalen Team Sport Formel ADAC power by Volkswagen	12	26:39.762	3LAPS	99.8	12	1:33.522	142.3

not classified

19 KSW Motorsport K.Giersiepen(DEU)	ADAC Westfalen Team Sport Formel ADAC power by Volkswagen
23 JBR Motorsport & Engineering GmbH H.Utsch(DEU)	Formel ADAC power by Volkswagen

did not started

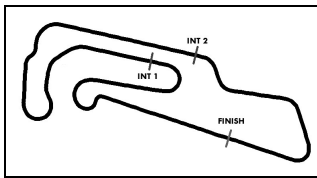
14 ADAC Berlin-Brandenburg e.V. G.Maggi(CHE)	Formel ADAC power by Volkswagen
27 KUG Motorsport F.Herzog(DEU)	Formel ADAC power by Volkswagen

Fastest lap of the race. Car 7 driver on lap 14. Time 1:29.727, average speed 148.3 km/h.

30s penalty for the car no. 3, 22, 24, 26.

60s penalty for the car no. 8.

Subject to final scrutineering!



ADAC Formel Masters

Result List Race 2

Provisional



etropolis Motorsport Arena Oschersleben, Length: 3696 m

Air temperature: 6.9°C

Track temperature: 8.4°C

Weather condition: Dry



Reg. Nr.: 107/213

Sunday 28.4.2013 08:40

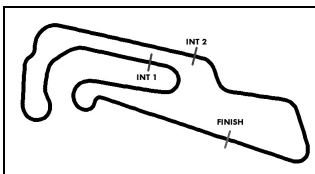
started : 21 classified : 17 not classified : 4

Competitor	Sponsor	Laps	Total Time	Gap	Kph	Lap	Time	Kph
Drivers	Car							

Publications Time:

Clerk of the course:

Time Keeping:



ADAC Formel Masters

Lap chart Race 2

Provisional

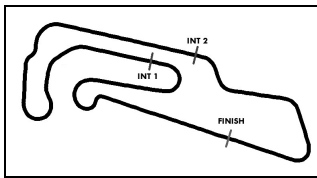


etropolis Motorsport Arena Oschersleben, Length: 3696 m

Sunday 28.4.2013 08:40

POS	1	2	3	4	5	6	7	8	9	10	11	12	13	14	15	16	17	18	19	20	21	22	23	
LAP 1	15	16	9	11	7	2	6	10	4	26	5	17	8	3	20	24	22							
LAP 2	15	16	9	11	7	2	6	10	4	26	5	17	8	3	20	24	22							
LAP 3	15	16	9	11	7	2	6	10	4	26	5	17	8	3	20	24	22							
LAP 4	15	16	9	11	7	2	6	10	4	26	5	17	8	3	20	24	22'							
LAP 5	15	16	9	11	7	2	6	4	5	26	10	17	8	3	24	20	22'							
LAP 6	15	16	9	11	7	2	6	4	5	26	17	3	8	24	20	10	22'							
LAP 7	15	16	9	11	7	2	6	4	5	26	17	3	8	24	10	22'	20'							
LAP 8	15	16	9	11	7	2	6	5	4	26	17	3	8	24	10	22'	20'							
LAP 9	15	16	9	11	7	2	6	5	4	26	17	3	8	24	10	22'	20'							
LAP 10	15	16	9	7	2	11	6	5	26	4	17	3	8	24	10	22'	20'							
LAP 11	15	16	9	7	2	11	6	5	26	4	17	3	8	24	10	22'	20'							
LAP 12	15	16	9	7	2	6	11	5	26	3	4	17	8	24	10	22'	20'							
LAP 13	15	16	9	7	2	6	11	5	26	3	4	17	8	24	10	22'								
LAP 14	15	16	9	7	6	11	5	26	2	3	4	17	8	24	10	22'								
LAP 15	15	16	9	7	6	11	5	26	2	3	4	17	8	24	10									

. - PIT STOP ' - LAP BEHIND



ADAC Formel Masters



Lap analysis Race 2

Provisional

etropolis Motorsport Arena Oschersleben, Length: 3696 m

Air temperature: 6.9°C

Track temperature: 8.4°C

Weather condition: Dry



Reg. Nr.: 107/213

Sunday 28.4.2013 08:40

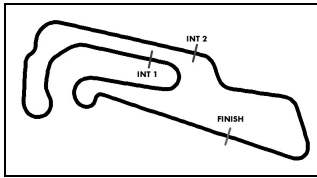
Lap	Time	SE1	SP1	SE2	SP2	SE3	SP3	TSP	Lap	Time	SE1	SP1	SE2	SP2	SE3	SP3	TSP
17	Fabian Schiller, DEU ,								theoretical besttime: 1:30.821								
1	2:08.628	47.808	137	45.017	116	35.803	106	179	9	1:31.219	35.352	164	30.605	193	25.262	171	198
2	2:22.612	56.548	105	47.201	125	38.863	121	78	10	1:31.630	35.681	164	30.477	195	25.472	171	199
3	2:17.509	54.177	124	47.365	137	35.967	105	84	11	1:30.893	35.239	164	30.468	194	25.186	172	199
4	2:06.732	45.708	106	47.682	87	33.342	170	140	12	1:33.089	36.576	165	30.959	195	25.554	171	201
5	1:34.126	36.745	165	31.280	196	26.101	172	200	13	1:31.431	35.393	163	30.727	193	25.311	170	198
6	1:33.502	36.904	162	31.014	194	25.584	170	200	14	1:31.277	35.570	164	30.593	194	25.114	170	198
7	1:31.539	35.806	163	30.567	194	25.166	171	198	15	1:31.291	35.512	162	30.565	196	25.214	171	198
8	1:31.279	35.374	163	30.759	193	25.146	171	197									

20	Martin Gatz, DEU ,								theoretical besttime: 1:33.319								
1	2:12.557	49.308	138	45.728	98	37.521	109	173	8	3:22.037	2:23.152	159	32.282	187	26.603	165	
2	2:21.467	55.158	113	46.871	137	39.438	113	73	9	1:34.736	37.374	160	31.424	188	25.938	167	187
3	2:17.185	54.493	131	47.755	125	34.937	114	82	10	1:33.953	36.399	159	31.433	188	26.121	165	190
4	2:05.905	45.441	126	47.311	102	33.153	168	139	11	1:33.697	36.733	159	31.198	189	25.766	166	188
5	1:39.743	36.973	161	35.996	186	26.774	168	196	12	1:33.522	36.355	160	31.364	188	25.803	167	190
6	1:33.644	36.636	160	31.223	189	25.785	167	194									
7	4:51.316	36.607	160	3:33.565	178	41.144		192									

22	Benedikt Gentgen, DEU ,								theoretical besttime: 1:31.860								
1	2:14.850	56.518	157	40.304	105	38.028	93	177	9	1:32.259	35.636	159	31.004	189	25.619	167	191
2	2:20.930	54.182	123	47.544	121	39.204	99	69	10	1:32.083	35.709	160	30.905	189	25.469	168	191
3	2:23.631	54.547	148	48.308	110	40.776		85	11	1:31.918	35.611	160	30.845	189	25.462	168	190
4	3:42.420	2:42.510	158	32.996	186	26.914	167		12	1:31.860	35.597	160	30.840	189	25.423	165	191
5	1:34.410	36.858	160	31.547	188	26.005	167	192	13	1:32.478	35.918	160	31.034	189	25.526	167	189
6	1:33.784	36.253	159	31.510	188	26.021	167	192	14	1:32.208	35.680	159	30.970	189	25.558	166	190
7	1:32.814	35.969	159	31.170	188	25.675	167	191									
8	1:32.326	35.742	160	30.949	189	25.635	167	191									

24	Stephane Kox, NLD ,								theoretical besttime: 1:31.595								
1	2:14.021	54.135	133	41.971	102	37.915	106	170	9	1:32.913	35.707	164	31.460	193	25.746	172	198
2	2:20.663	54.362	130	47.458	128	38.843	109	69	10	1:31.883	35.714	164	30.747	194	25.422	172	199
3	2:17.494	54.897	132	47.859	130	34.738	121	92	11	1:31.951	35.802	163	30.759	195	25.390	172	198
4	2:05.427	45.232	136	47.150	117	33.045	170	150	12	1:31.850	35.765	164	30.712	194	25.373	172	197
5	1:35.294	37.005	163	32.134	194	26.155	171	198	13	1:31.458			195	25.336	171	197	
6	1:33.805	36.633	164	31.389	196	25.783	171	198	14	1:31.791	35.624	164	30.635	195	25.532	171	197
7	1:32.779	36.002	163	31.052	195	25.725	172	198	15	1:32.772	35.790	164	31.096	195	25.886	171	196
8	1:32.200	35.747	163	30.856	194	25.597	171	198									

26	Ralph Boschung, CHE ,								theoretical besttime: 1:30.579								
1	2:07.292	46.237	162	44.849	124	36.206	96	179	9	1:31.632	35.807	162	30.359	196	25.466	172	199
2	2:22.084	56.325	96	46.654	113	39.105	111	88	10	1:30.837	35.583	162	30.147	194	25.107	170	199
3	2:17.285	54.105	110	47.433	146	35.747	122	85	11	1:30.711	35.454	162	30.218	192	25.039	170	195
4	2:07.786	46.648	100	48.011	90	33.127	171	122	12	1:30.713	35.448	163	30.278	193	24.987	169	195
5	1:34.732	36.650	164	31.233	195	26.849	162	199	13	1:31.573	36.425	162	30.164	193	24.984	169	195
6	1:32.175	36.544	163	30.468	194	25.163	171	197	14	1:30.932	35.682	162	30.228	192	25.022	168	194
7	1:31.190	35.706	162	30.361	194	25.123	169	199	15	1:30.762	35.499	162	30.227	193	25.036	169	194
8	1:32.117	35.872	160	30.813	195	25.432	170	197									



ADAC Formel Masters

Vmax list Race 2

Provisional



etropolis Motorsport Arena Oschersleben, Length: 3696 m

Air temperature: 6.9°C

Track temperature: 8.4°C

Weather condition: Dry



Reg. Nr.: 107/213

Sunday 28.4.2013 08:40

Nr	Team, Car, Driver, Nat	Top speed
3	Lotus, Formel ADAC powerd by Volkswagen Jensen Mikkel , DEU	203.03 km/h
6	Neuhauser Racing, Formel ADAC powerd by Volkswagen Dienst Marvin , DEU	202.00 km/h
7	Neuhauser Racing, Formel ADAC powerd by Volkswagen Beer Nicolas , DEU	201.92 km/h
8	Neuhauser Racing, Formel ADAC powerd by Volkswagen Riener Stefan , AUT	201.77 km/h
17	Schiller Motorsport, Formel ADAC powerd by Volkswagen Schiller Fabian , DEU	200.97 km/h
26	KUG Motorsport, Formel ADAC powerd by Volkswagen Boschung Ralph , CHE	199.41 km/h
5	Lotus, Formel ADAC powerd by Volkswagen Dontje Indy , NLD	199.37 km/h
24	KUG Motorsport, Formel ADAC powerd by Volkswagen Kox Stephane , NLD	199.04 km/h
4	Lotus, Formel ADAC powerd by Volkswagen Visser Beitske , NLD	198.52 km/h
2	Lotus, Formel ADAC powerd by Volkswagen O'Keeffe Callan , RSA	198.34 km/h
9	Mücke-Motorsport, Formel ADAC powerd by Volkswagen Günther Maximilian , DEU	197.90 km/h
16	Schiller Motorsport, Formel ADAC powerd by Volkswagen Kremer Jason , DEU	197.17 km/h
10	Mücke-Motorsport, Formel ADAC powerd by Volkswagen Schramm Kim Luis , DEU	196.99 km/h
11	Mücke-Motorsport, Formel ADAC powerd by Volkswagen Grapp Hendrik , DEU	196.48 km/h
20	KSW Motorsport, Formel ADAC powerd by Volkswagen Gatz Martin , DEU	195.95 km/h
15	Mücke-Motorsport, Formel ADAC powerd by Volkswagen Picariello Alessio , BEL	195.09 km/h
22	JBR Motorsport & Engineering GmbH, Formel ADAC power Gentgen Benedikt , DEU	191.71 km/h
19	KSW Motorsport, Formel ADAC powerd by Volkswagen Giersiepen Kim Alexander , DEU	km/h
23	JBR Motorsport & Engineering GmbH, Formel ADAC power Utsch Hannes , DEU	km/h
14	Mücke-Motorsport, Formel ADAC powerd by Volkswagen Maggi Giorgio , CHE	km/h
27	KUG Motorsport, Formel ADAC powerd by Volkswagen Herzog Florian , DEU	km/h