



# ADAC GT Masters

## Results Warm Up

Provisional



etropolis Motorsport Arena Oschersleben, Length: 3696 m

Air temperature: 5.3°C

Track temperature: 6.2°C

Weather condition: Dry

**DMSB** Reg. Nr.: 106/213  
Deutscher Motor Sport Bund e.V.

Sunday 28.4.2013 08:00

started : 22      classified : 22      not classified : 0

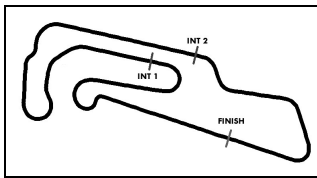
	Drivers	Team	Car	Lap	Best Time	Gap	Diff	Kph	Day Time
1	28 C.Jöns/C.Mamerow	Prosperia C. Abt Racing	Audi R8 LMS Ultra	9	<b>1:28.575</b>			150.2	8:15:05
2	4 C.Engelhart/N.Armino	Team GW-Schütz	Porsche 911 GT3 R	7	<b>1:28.709</b>	0.134	0.134	150.0	8:12:12
3	12 S.Knap/J.den Boer	DB Motorsport	BMW Z4 GT3	9	<b>1:29.061</b>	0.486	0.352	149.4	8:15:09
4	10 M.Buhk/M.Götz	Polarweiss Racing	Mercedes Benz SLS AMG GT3	5	<b>1:29.078</b>	0.503	0.017	149.4	8:08:06
5	14 N.Verdonck/F.Kechele	Lambda Performance	Ford GT GT3	8	<b>1:29.242</b>	0.667	0.164	149.1	8:16:16
6	6 P.Frommenwiler/M.Farnbacher	Farnbacher Racing	Porsche 911 GT3 R	8	<b>1:29.575</b>	1.000	0.333	148.5	8:13:53
7	7 J.Aeberhard/T.Pivoda	Farnbacher Racing	Porsche 911 GT3 R	9	<b>1:29.641</b>	1.066	0.066	148.4	8:15:00
8	2 D.Alessi/D.Keilwitz	Callaway Competition	Corvette Z06.R GT3	8	<b>1:29.656</b>	1.081	0.015	148.4	8:15:29
9	20 M.Sandritter/J.Müller	PIXUM Team Schubert	BMW Z4 GT3	7	<b>1:29.696</b>	1.121	0.040	148.3	8:11:15
10	19 C.Hürtgen/D.Baumann	PIXUM Team Schubert	BMW Z4 GT3	5	<b>1:29.707</b>	1.132	0.011	148.3	8:08:17
11	16 P.Geipel/D.Lunardi	THE BOSS YACO Racing	Audi R8 LMS Ultra	8	<b>1:29.846</b>	1.271	0.139	148.1	8:13:52
12	26 R.Frey/M.Winkelhock	Prosperia C. Abt Racing	Audi R8 LMS Ultra	9	<b>1:29.865</b>	1.290	0.019	148.1	8:15:55
13	1 F.Stoll/S.Asch	MS RACING	Audi R8 LMS Ultra	8	<b>1:30.031</b>	1.456	0.166	147.8	8:16:04
14	100 D.Dobitsch/A.Patel	MS RACING	Audi R8 LMS Ultra	9	<b>1:30.074</b>	1.499	0.043	147.7	8:15:22
15	11 S.Afanasiev/A.Simonsen	Polarweiss Racing	Mercedes Benz SLS AMG GT3	9	<b>1:30.075</b>	1.500	0.001	147.7	8:15:33
16	3 A.Wirth/C.Hohenadel	Callaway Competition	Corvette Z06.R GT3	8	<b>1:30.102</b>	1.527	0.027	147.7	8:14:50
17	5 C.Nielsen(*G*)/A.Simonsen	Farnbacher Racing	Porsche 911 GT3 R	9	<b>1:30.375</b>	1.800	0.273	147.2	8:16:25
18	27 C.Mies/R.Rast	Prosperia C. Abt Racing	Audi R8 LMS Ultra	9	<b>1:30.436</b>	1.861	0.061	147.1	8:15:27
19	23 L.Frey/G.Gardel	Fischer Racing	Aston Martin V12 Vantage GT3	5	<b>1:31.693</b>	3.118	1.257	145.1	8:08:30
20	18 T.Seiler(*G*)/N.Kentenich	Callaway Competition	Corvette Z06.R GT3	6	<b>1:32.180</b>	3.605	0.487	144.3	8:11:59
21	17 R.Lips(*G*)/L.Marionek	Callaway Competition	Corvette Z06.R GT3	5	<b>1:32.219</b>	3.644	0.039	144.3	8:09:30
	21 D.Mengesdorf/F.Schmickler	Team rhino's Leipert Motorsport	Lamborghini Gallardo FL2	0					

Subject to final scrutineering!

Publications Time:

Clerk of the course:

Time Keeping:



# ADAC GT Masters

## Lap analysis Warm Up



Provisional

etropolis Motorsport Arena Oschersleben, Length: 3696 m

Air temperature: 5.3°C

Track temperature: 6.2°C

Weather condition: Dry



Reg. Nr.: 106/213

Sunday 28.4.2013 08:00

Lap	Time	SE1	SP1	SE2	SP2	SE3	SP3	TSP	Lap	Time	SE1	SP1	SE2	SP2	SE3	SP3	TSP
<b>1</b>	Florian Stoll, DEU/ Sebastian Asch, DEU								<b>theoretical besttime: 1:30.031</b>								
1	2:34.209	1:20.370	145	42.120	192	31.719	187		6	1:31.219	34.767	184	31.012	<b>221</b>	25.440	193	230
2	2:30.695	1:06.038	80	43.517	159	41.140		205	7	1:30.690				220	25.431	<b>194</b>	<b>230</b>
3	3:21.249	2:19.604	178	34.245	214	27.400	192		8	<b>1:30.031</b>	<b>34.157</b>	<b>184</b>	<b>30.489</b>	<b>221</b>	<b>25.385</b>	193	230
4	1:34.541	36.367	183	32.005	220	26.169	193	225	9		34.320	185					229
5	1:32.125	35.269	184	31.100	220	25.756	194	229									

<b>2</b>	Diego Alessi, ITA/ Daniel Keilwitz, DEU								<b>theoretical besttime: 1:29.396</b>								
1	2:33.340	1:16.454	170	36.964	213	39.922			6	1:30.618	34.637	189	30.480	229	25.501	198	239
2	3:45.801	2:40.464	153	36.947	221	28.390	195		7	1:29.953	34.248	189	30.404	230	<b>25.301</b>	<b>199</b>	<b>241</b>
3	1:37.417	36.884	174	32.656	225	27.877	198	236	8	<b>1:29.656</b>	<b>34.038</b>	<b>190</b>	<b>30.057</b>	<b>231</b>	25.561	198	240
4	1:32.471	35.405	187	31.320	228	25.746	198	238	9		35.624	188	31.428	229			204
5	1:30.549	34.625	189	30.450	229	25.474	198	239									

<b>3</b>	Andreas Wirth, DEU/ Christian Hohenadel, DEU								<b>theoretical besttime: 1:29.678</b>								
1	2:20.740	1:13.161	142	38.364	183	29.215	193		6	1:41.129	34.523	188	30.787	228	35.819		238
2	1:36.525	37.660	183	32.577	225	26.288	197	224	7	3:06.770	2:09.659	185	31.418	226	25.693	198	
3	1:32.739	35.454	187	31.578	227	25.707	198	235	8	<b>1:30.102</b>	<b>34.501</b>	189	<b>30.273</b>	<b>229</b>	<b>25.328</b>	198	238
4	1:31.500	34.796	188	30.831	228	25.873	198	238	9	1:31.749	<b>34.077</b>	<b>191</b>	31.387	227	26.285	<b>199</b>	<b>239</b>
5	1:30.613	34.355	190	30.445	229	25.813	199	238	10		34.097	189					237

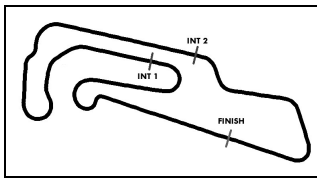
<b>4</b>	Christian Engelhart, DEU/ Nicolas Armindo, FRA								<b>theoretical besttime: 1:28.613</b>								
1	3:04.826	1:52.959	179	42.364	171	29.503	193		6	1:29.242	34.102	187	30.008	224	25.132	196	235
2	1:35.982	36.341	185	33.589	222	26.052	193	232	7	<b>1:28.709</b>	34.004	187	<b>29.849</b>	224	<b>24.856</b>	195	235
3	1:32.550	35.439	187	31.857	224	25.254	<b>196</b>	233	8	1:29.277	<b>33.908</b>	187	30.403	225	24.966	195	235
4	1:30.102	34.434	187	30.454	223	25.214	196	235	9	1:28.874	33.922	<b>188</b>	30.039	<b>225</b>	24.913	<b>196</b>	<b>235</b>
5	1:31.111	35.654	186	30.515	224	24.942	196	217	10	1:42.941	36.193	187	31.529	222	35.219		217

<b>5</b>	Christina Nielsen, DNK/ Allan Simonsen, DNK								<b>theoretical besttime: 1:30.244</b>								
1	2:34.818	1:24.742	127	38.638	187	31.438	190		6	1:32.103	35.539	185	31.089	224	25.475	195	233
2	1:39.487	39.215	184	33.234	222	27.038	195	213	7	1:31.113	34.818	<b>187</b>	30.858	225	25.437	196	234
3	1:34.953	36.391	185	32.134	223	26.428	<b>196</b>	232	8	1:30.456	34.539	186	30.704	224	<b>25.213</b>	196	<b>236</b>
4	1:49.481	36.984	185	32.708	222	39.789		234	9	<b>1:30.375</b>	<b>34.502</b>	186	<b>30.529</b>	<b>225</b>	25.344	195	235
5	2:42.489	1:43.919	180	32.469	221	26.101	194										

<b>6</b>	Philipp Frommenwiler, CHE/ Mario Farnbacher, DEU								<b>theoretical besttime: 1:29.459</b>								
1	3:09.733	2:03.398	131	37.893	155	28.442	187		6	1:31.546	34.597	188	30.541	224	26.408	193	237
2	1:37.293	37.865	183	33.339	225	26.089	197	201	7	1:30.947	35.371	187	30.438	227	<b>25.138</b>	198	223
3	1:32.894	35.419	186	31.701	224	25.774	196	237	8	<b>1:29.575</b>	<b>34.182</b>	<b>189</b>	<b>30.139</b>	<b>228</b>	25.254	198	238
4	1:30.954	35.203	187	30.512	226	25.239	198	236	9	1:30.024	34.372	188	30.364	228	25.288	198	<b>238</b>
5	1:30.117	34.546	187	30.329	226	25.242	<b>199</b>	237	10		35.167	188	31.528	184			230

<b>7</b>	Jürg Aeberhard, CHE/ Tomas Pivoda, CZE								<b>theoretical besttime: 1:29.641</b>								
1	2:42.284	1:33.900	161	38.707	157	29.677	190		6	1:31.094	35.034	188	30.684	225	25.376	196	235
2	1:40.740	39.447	181	34.398	220	26.895	196	208	7	1:30.088	34.658	188	30.318	<b>226</b>	25.112	196	236
3	1:33.939	36.764	185	31.452	225	25.723	197	227	8	1:30.055	34.674	188	30.282	225	25.099	197	<b>236</b>
4	1:31.598	35.151	187	30.885	226	25.562	195	236	9	<b>1:29.641</b>	<b>34.320</b>	<b>188</b>	<b>30.240</b>	226	<b>25.081</b>	<b>197</b>	236
5	1:31.222	35.209	187	30.590	225	25.423	196	235	10	1:40.385	34.157	189	30.171	226	36.057		236

<b>10</b>	Maximilian Buhk, DEU/ Maximilian Götz, DEU								<b>theoretical besttime: 1:29.078</b>								
1	1:59.931	57.725	176	34.462	212	27.744	191		6	1:38.165	34.143	188	30.009	226	34.013		235
2	1:35.093	36.390	185	32.675	223	26.028	196	212	7	2:43.521	1:47.581	187	30.708	226	25.232	196	
3	1:31.937	35.389	187	30.965	225	25.583	196	234	8	1:29.774	34.293	189	30.438	<b>226</b>	25.043	197	235
4	1:30.615	34.379	189	30.428	226	25.808	196	235	9	1:29.807	34.167	<b>189</b>	30.292	226	25.348	<b>198</b>	<b>237</b>
5	<b>1:29.078</b>	<b>34.081</b>	188	<b>29.964</b>	225	<b>25.033</b>	197	234	10		34.508	189	30.719	225			229



# ADAC GT Masters

## Lap analysis Warm Up



Provisional

etropolis Motorsport Arena Oschersleben, Length: 3696 m

Air temperature: 5.3°C

Track temperature: 6.2°C

Weather condition: Dry

**DMSB** Reg. Nr.: 106/213  
Deutscher Motor Sport Bund e.V.

Sunday 28.4.2013 08:00

Lap	Time	SE1	SP1	SE2	SP2	SE3	SP3	TSP	Lap	Time	SE1	SP1	SE2	SP2	SE3	SP3	TSP
<b>11</b>	Sergey Afanasiev, RUS/ Andreas Simonsen, SWE								<b>theoretical besttime: 1:29.863</b>								
1	2:01.056	59.539	174	34.047	217	27.470	193		6	1:38.285	34.586	<b>188</b>	30.388	224	33.311		233
2	1:35.737	37.130	186	32.445	222	26.162	196	223	7	2:43.310	1:47.209	187	30.512	223	25.589	196	
3	1:32.350	35.603	187	31.170	224	25.577	196	233	8	1:30.178	34.707	187	<b>30.197</b>	225	<b>25.274</b>	196	234
4	1:31.271	35.203	187	30.666	224	25.402	<b>197</b>	233	9	<b>1:30.075</b>	<b>34.392</b>	188	30.346	<b>225</b>	25.337	196	<b>235</b>
5	1:31.130	35.046	186	30.612	223	25.472	196	234	10		34.184	188	30.664	226			234

<b>12</b>	Simon Knap, NLD/ Jeroen den Boer, NLD								<b>theoretical besttime: 1:29.061</b>								
1	2:51.520	1:37.117	65	44.390	159	30.013	185		6	1:30.213	34.572	182	30.520	221	25.121	<b>193</b>	229
2	1:42.808	41.108	160	34.685	214	27.015	189	198	7	1:30.167	34.664	<b>185</b>	30.394	221	25.109	192	229
3	1:34.322	36.454	179	32.033	221	25.835	191	224	8	1:29.656	34.465	184	30.094	<b>223</b>	25.097	193	229
4	1:31.540	35.266	179	31.058	220	25.216	192	228	9	<b>1:29.061</b>	<b>34.134</b>	183	<b>29.952</b>	222	<b>24.975</b>	192	<b>231</b>
5	1:30.195				221	25.095	192	229	10	1:41.669	35.721	183	30.116	223	35.832		225

<b>14</b>	Nico Verdonck, BEL/ Frank Kechele, DEU								<b>theoretical besttime: 1:29.242</b>								
1	2:23.717	1:03.333	128	44.399	131	35.985	135		6	1:41.706	36.120	178	31.677	219	33.909		<b>231</b>
2	1:57.567	46.751	131	42.274	139	28.542	189	132	7	4:10.204	3:12.433	182	31.795	218	25.976	193	
3	1:33.227	36.151	183	31.359	219	25.717	194	226	8	<b>1:29.242</b>	<b>34.297</b>	<b>185</b>	<b>30.025</b>	<b>223</b>	<b>24.920</b>	194	230
4	1:30.850	34.761	185	30.535	221	25.554	192	230	9		34.200	185					232
5	1:29.780	34.403	184	30.140	222	25.237	<b>194</b>	230									

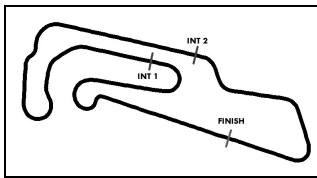
<b>16</b>	Philip Geipel, DEU/ Dino Lunardi, FRA								<b>theoretical besttime: 1:29.718</b>								
1	2:32.841	1:14.509	170	38.041	172	40.291			6	1:30.564	34.295	<b>185</b>	30.458	221	25.811	190	<b>232</b>
2	2:15.227	1:13.537	180	34.645	176	27.045	191		7	1:30.011	34.372	184	30.486	221	<b>25.153</b>	<b>194</b>	229
3	1:32.505	35.351	182	31.570	220	25.584	193	229	8	<b>1:29.846</b>	<b>34.157</b>	183	30.426	221	25.263	192	231
4	1:31.314	35.192	179	30.798	<b>222</b>	25.324	193	231	9	1:30.258	34.419	183	30.497	222	25.342	193	232
5	1:29.973	34.404	183	<b>30.408</b>	220	25.161	193	230	10		34.969	184	30.806	223			218

<b>17</b>	Remo Lips, CHE/ Lennart Marioneck, DEU								<b>theoretical besttime: 1:31.265</b>								
1	3:01.536	1:49.450	148	40.341	144	31.745	185		6	1:41.334	<b>34.805</b>	192	<b>30.627</b>	228	35.902		<b>240</b>
2	1:42.264	39.190	184	35.068	223	28.006	194	219	7	2:44.908	1:47.617	190	31.088	225	26.203	196	
3	1:39.330	37.207	189	34.252	157	27.871	193	236	8	1:35.521	38.638	<b>192</b>	31.050	<b>228</b>	<b>25.833</b>	197	195
4	1:35.006	36.382	191	31.999	223	26.625	196	236	9		34.891	191	30.832	229			239
5	<b>1:32.219</b>	34.987	190	31.243	228	25.989	<b>197</b>	239									

<b>18</b>	Toni Seiler, CHE/ Niclas Kentenich, DEU								<b>theoretical besttime: 1:32.081</b>								
1	2:30.685				203	33.845	194		5	3:03.603	2:04.014	185	32.524	226	27.065	198	
2	1:38.209	37.568	183	33.421	224	27.220	197	223	6	<b>1:32.180</b>	35.050	186	<b>31.320</b>	227	<b>25.810</b>	197	<b>238</b>
3	1:33.560	35.964	185	31.631	<b>227</b>	25.965	<b>198</b>	234	7	1:53.223	36.945	<b>188</b>	33.889	213	42.389		238
4	1:41.265	<b>34.951</b>	186	31.695	226	34.619		238									

<b>19</b>	Claudia Hürtgen, DEU/ Dominik Baumann, AUT								<b>theoretical besttime: 1:29.526</b>								
1	2:06.915	1:03.007	158	36.161	203	27.747	187		6	1:37.369	34.375	181	<b>30.062</b>	221	32.932		226
2	1:38.104	37.135	178	34.851	216	26.118	191	217	7	2:43.284	1:47.622	183	30.441	219	25.221	192	
3	1:32.836	36.607	183	30.844	217	25.385	192	221	8	1:29.886	34.644	<b>183</b>	30.085	219	25.157	192	226
4	1:30.194	34.591	183	30.359	219	25.244	191	226	9	1:30.559	35.024	180	30.280	<b>221</b>	25.255	<b>192</b>	<b>227</b>
5	<b>1:29.707</b>	<b>34.338</b>	182	30.243	219	<b>25.126</b>	192	226	10		34.354	183	30.164	221			225

<b>20</b>	Max Sandritter, DEU/ Jörg Müller, CHE								<b>theoretical besttime: 1:29.549</b>								
1	2:05.957	1:03.130	160	34.849	211	27.978	184		6	1:30.242	34.738	181	30.308	218	25.196	190	<b>226</b>
2	1:36.030	37.169	177	32.119	216	26.742	188	216	7	<b>1:29.696</b>	34.499	181	<b>30.156</b>	217	<b>25.041</b>	189	225
3	1:32.448	35.629	178	31.106	215	25.713	190	225	8	1:38.857	<b>34.352</b>	<b>181</b>	30.480	215	34.025		225
4	1:30.836	34.853	179	30.643	215	25.340	190	225	9	2:45.608	1:48.917	137	31.166	<b>219</b>	25.525	<b>190</b>	
5	1:30.600	34.872	181	30.370	218	25.358	190	225	10		35.063	180	30.446	220			227



# ADAC GT Masters

## Lap analysis Warm Up

Provisional



etropolis Motorsport Arena Oschersleben, Length: 3696 m

Air temperature: 5.3°C

Track temperature: 6.2°C

Weather condition: Dry

**DMSB** Reg. Nr.: 106/213  
Deutscher Motor Sport Bund e.V.

Sunday 28.4.2013 08:00

Lap	Time	SE1	SP1	SE2	SP2	SE3	SP3	TSP	Lap	Time	SE1	SP1	SE2	SP2	SE3	SP3	TSP
<b>21</b>	David Mengesdorf, DEU/ Frank Schmicler, DEU								<b>theoretical besttime: 1:14.173</b>								
1	3:43.891	2:33.586	136	40.093	181	30.212	<b>186</b>		2	1:53.685	<b>39.958</b>	<b>178</b>	<b>34.215</b>	<b>215</b>	39.512		<b>184</b>

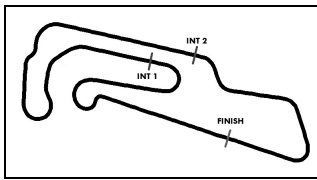
<b>23</b>	Lorenz Frey, CHE/ Gabriele Gardel, CHE								<b>theoretical besttime: 1:31.476</b>								
1	2:13.433	1:03.784	150	40.353	204	29.296	190		6	1:41.484	<b>34.833</b>	<b>186</b>	30.997	<b>224</b>	35.654		232
2	1:38.216	38.245	179	32.950	219	27.021	192	211	7	3:00.232	1:59.428	180	33.505	220	27.299	192	
3	1:34.366	36.046	185	31.874	222	26.446	194	231	8	1:35.974	36.565	183	32.294	220	27.115	194	232
4	1:32.626	35.260	185	31.313	223	26.053	<b>194</b>	231	9	1:33.794	35.699	184	31.575	224	26.520	192	<b>233</b>
5	<b>1:31.693</b>	35.050	186	<b>30.986</b>	223	<b>25.657</b>	193	232									

<b>26</b>	Rahel Frey, CHE/ Markus Winkelhock, DEU								<b>theoretical besttime: 1:29.746</b>								
1	1:56.076	50.329	160	36.963	156	28.784	186		6	2:59.279	2:02.445	<b>182</b>	31.095	218	25.739	190	
2	1:36.870	37.482	179	32.826	216	26.562	191	200	7	1:31.625	35.349	181	30.868	218	25.408	190	226
3	1:33.119	35.763	179	31.458	218	25.898	190	221	8	1:30.212	34.666	181	30.420	219	<b>25.126</b>	<b>192</b>	227
4	1:33.690				218	28.326	191	226	9	<b>1:29.865</b>	<b>34.407</b>	<b>182</b>	<b>30.213</b>	<b>220</b>	25.245	191	<b>228</b>
5	1:45.153	36.307	181	31.554	217	37.292	227		10		35.932	179					227

<b>27</b>	Christopher Mies, DEU/ Rene Rast, DEU								<b>theoretical besttime: 1:30.206</b>								
1	1:53.633	48.494	151	37.336	159	27.803	190		6	1:31.213	34.508	184	31.158	220	25.547	193	230
2	1:34.944	36.297	181	32.199	216	26.448	191	225	7	1:30.890	34.631	183	30.865	220	25.394	192	229
3	1:32.013	35.318	182	30.932	219	25.763	192	227	8	1:30.529	34.509	<b>185</b>	<b>30.608</b>	<b>221</b>	25.412	<b>194</b>	229
4	1:39.714	34.787	182	31.372	219	33.555		228	9	<b>1:30.436</b>	<b>34.319</b>	184	30.838	218	<b>25.279</b>	193	<b>230</b>
5	2:44.197	1:47.447	182	31.058	219	25.692	193		10		34.561	184	30.550	220			229

<b>28</b>	Christer Jöns, DEU/ Christian Mamerow, DEU								<b>theoretical besttime: 1:28.575</b>								
1	2:53.195	1:48.575	169	36.589	210	28.031	189		6	1:28.907	34.007	183	29.965	219	24.935	193	229
2	1:38.953	38.968	176	33.256	217	26.729	192	221	7	1:28.956	34.078	<b>184</b>	29.965	<b>221</b>	24.913	192	229
3	1:32.985	35.388	182	31.819	215	25.778	192	228	8	1:33.682	36.670	180	31.717	221	25.295	192	<b>229</b>
4	1:30.588	34.668	182	30.649	219	25.271	192	227	9	<b>1:28.575</b>	<b>33.993</b>	183	<b>29.791</b>	220	<b>24.791</b>	192	228
5	1:29.779	34.313	182	30.361	219	25.105	<b>193</b>	228	10	1:38.788	34.918	183	30.013	221	33.857		229

<b>100</b>	Daniel Dobitsch, AUT/ Aditya Patel, IND								<b>theoretical besttime: 1:30.074</b>								
1	2:37.014	1:24.092	147	40.987	174	31.935	174		6	1:32.391	35.462	183	31.137	223	25.792	192	<b>232</b>
2	1:50.148	43.772	150	37.307	194	29.069	188	182	7	1:31.267	34.784	185	30.856	223	25.627	194	230
3	1:39.708	38.081	178	34.311	199	27.316	191	222	8	1:30.556	34.531	<b>185</b>	30.683	224	25.342	192	231
4	1:36.420	37.574	181	32.511	222	26.335	<b>195</b>	230	9	<b>1:30.074</b>	<b>34.257</b>	184	<b>30.666</b>	<b>224</b>	<b>25.151</b>	194	231
5	1:34.386	36.997	183	31.454	222	25.935	194	228	10		34.929	185	30.480	224			208



# ADAC GT Masters

## Vmax list Warm Up

Provisional



etropolis Motorsport Arena Oschersleben, Length: 3696 m

Air temperature: 5.3°C

Track temperature: 6.2°C

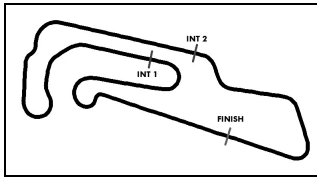
Weather condition: Dry



Reg. Nr.: 106/213

Sunday 28.4.2013 08:00

Nr	Team, Car, Driver, Nat	Top speed
2	<b>Callaway Competition, Corvette Z06.R GT3</b> Alessi Diego , ITA Keilwitz Daniel , DEU	240.59 km/h
17	<b>Callaway Competition, Corvette Z06.R GT3</b> Lips Remo , CHE Marionek Lennart , DEU	239.73 km/h
3	<b>Callaway Competition, Corvette Z06.R GT3</b> Wirth Andreas , DEU Hohenadel Christian , DEU	238.61 km/h
6	<b>Farnbacher Racing, Porsche 911 GT3 R</b> Frommenwiler Philipp , CHE Farnbacher Mario , DEU	238.45 km/h
18	<b>Callaway Competition, Corvette Z06.R GT3</b> Seiler Toni , CHE Kentenich Niclas , DEU	238.24 km/h
10	<b>Polarweiss Racing, Mercedes Benz SLS AMG GT3</b> Buhk Maximilian , DEU Götz Maximilian , DEU	237.03 km/h
7	<b>Farnbacher Racing, Porsche 911 GT3 R</b> Aeberhard Jürg , CHE Pivoda Tomas , CZE	236.14 km/h
5	<b>Farnbacher Racing, Porsche 911 GT3 R</b> Nielsen Christina , DNK Simonsen Allan , DNK	235.57 km/h
4	<b>Team GW-Schütz, Porsche 911 GT3 R</b> Engelhart Christian , DEU Armindo Nicolas , FRA	235.16 km/h
11	<b>Polarweiss Racing, Mercedes Benz SLS AMG GT3</b> Afanasiev Sergey , RUS Simonsen Andreas , SWE	234.95 km/h
23	<b>Fischer Racing, Aston Martin V12 Vantage GT3</b> Frey Lorenz , CHE Gardel Gabriele , CHE	233.27 km/h
16	<b>THE BOSS YACO Racing, Audi R8 LMS Ultra</b> Geipel Philip , DEU Lunardi Dino , FRA	231.71 km/h
100	<b>MS RACING, Audi R8 LMS Ultra</b> Dobitsch Daniel , AUT Patel Aditya , IND	231.61 km/h
14	<b>Lambda Performance, Ford GT GT3</b> Verdonck Nico , BEL Kechele Frank , DEU	230.66 km/h



# ADAC GT Masters

## Vmax list Warm Up

Provisional



etropolis Motorsport Arena Oschersleben, Length: 3696 m

Air temperature: 5.3°C

Track temperature: 6.2°C

Weather condition: Dry



Reg. Nr.: 106/213

Sunday 28.4.2013 08:00

Nr	Team, Car, Driver, Nat	Top speed
12	<b>DB Motorsport, BMW Z4 GT3</b> Knap Simon , NLD den Boer Jeroen , NLD	230.61 km/h
1	<b>MS RACING, Audi R8 LMS Ultra</b> Stoll Florian , DEU Asch Sebastian , DEU	230.41 km/h
27	<b>Prosperia C. Abt Racing, Audi R8 LMS Ultra</b> Mies Christopher , DEU Rast Rene , DEU	230.41 km/h
28	<b>Prosperia C. Abt Racing, Audi R8 LMS Ultra</b> Jöns Christer , DEU Mamerow Christian , DEU	229.08 km/h
26	<b>Prosperia C. Abt Racing, Audi R8 LMS Ultra</b> Frey Rahel , CHE Winkelhock Markus , DEU	227.82 km/h
19	<b>PIXUM Team Schubert, BMW Z4 GT3</b> Hürtgen Claudia , DEU Baumann Dominik , AUT	226.81 km/h
20	<b>PIXUM Team Schubert, BMW Z4 GT3</b> Sandritter Max , DEU Müller Jörg , CHE	225.71 km/h
21	<b>Team rhino's Leipert Motorsport, Lamborghini Gallardo FL</b> Mengesdorf David , DEU Schmickler Frank , DEU	183.79 km/h