



ADAC Formel Masters

Result List Race 1



Provisional

etropolis Motorsport Arena Oschersleben, Length: 3696 m

Air temperature: 7.2°C

Track temperature: 7.4°C

Weather condition: Wet



Reg. Nr.: 107/213

Amended
27.4.2013 - 14:39

Saturday 27.4.2013 13:50

started : 20

classified : 20

not classified : 0

	Competitor Drivers	Sponsor Car	Laps	Total Time	Gap	Kph	Lap	Time	Kph
1	15 ADAC Berlin-Brandenburg e.V. A.Picariello(BEL)	Formel ADAC power by Volkswagen	15	25:25.221		130.9	11	1:39.502	133.7
2	11 ADAC Berlin-Brandenburg e.V. H.Grapp(DEU)	Formel ADAC power by Volkswagen	15	25:41.266	16.045	129.5	12	1:39.436	133.8
3	7 Neuhauser Racing N.Beer(DEU)	Formel ADAC power by Volkswagen	15	25:44.853	19.632	129.2	11	1:39.720	133.4
4	5 Lotus I.Dontje(NLD)	Formel ADAC power by Volkswagen	15	25:49.689	24.468	128.8	13	1:39.377	133.9
5	9 ADAC Berlin-Brandenburg e.V. M.Günther(DEU)	Formel ADAC power by Volkswagen	15	25:51.419	26.198	128.6	9	1:40.144	132.9
6	2 Lotus C.O'Keeffe(RSA)	Formel ADAC power by Volkswagen	15	25:55.730	30.509	128.3	10	1:40.613	132.2
7	6 Neuhauser Racing M.Dienst(DEU)	ADAC Nordbaden e.V. Formel ADAC power by Volkswagen	15	26:04.582	39.361	127.6	15	1:40.997	131.7
8	4 Lotus B.Visser(NLD)	Formel ADAC power by Volkswagen	15	26:05.643	40.422	127.5	14	1:40.743	132.1
9	8 Neuhauser Racing S.Riener(AUT)	Formel ADAC power by Volkswagen	15	26:13.499	48.278	126.8	9	1:41.423	131.2
10	26 KUG Motorsport R.Boschung(CHE)	Formel ADAC power by Volkswagen	15	26:14.040	48.819	126.8	11	1:40.579	132.3
11	3 Lotus M.Jensen(DEU)	Formel ADAC power by Volkswagen	15	26:14.823	49.602	126.7	9	1:41.089	131.6
12	16 Schiller Motorsport J.Kremer(DEU)	Formel ADAC power by Volkswagen	15	26:19.443	54.222	126.4	8	1:41.907	130.6
13	27 KUG Motorsport F.Herzog(DEU)	Formel ADAC power by Volkswagen	15	26:25.432	1:00.211	125.9	15	1:39.002	134.4
14	23 JBR Motorsport & Engineering GmbH H.Utsch(DEU)	Formel ADAC power by Volkswagen	15	26:28.551	1:03.330	125.6	12	1:41.123	131.6
15	14 ADAC Berlin-Brandenburg e.V. G.Maggi(CHE)	Formel ADAC power by Volkswagen	15	26:33.890	1:08.669	125.2	13	1:41.408	131.2
16	22 JBR Motorsport & Engineering GmbH B.Gentgen(DEU)	ADAC Nordrhein e.V. Formel ADAC power by Volkswagen	15	26:39.106	1:13.885	124.8	11	1:42.129	130.3
17	24 KUG Motorsport S.Kox(NLD)	Formel ADAC power by Volkswagen	15	26:39.572	1:14.351	124.8	13	1:41.059	131.7
18	20 KSW Motorsport M.Gatz(DEU)	ADAC Westfalen Team Sport Formel ADAC power by Volkswagen	14	26:19.707	1 LAP	117.9	14	1:42.193	130.2
19	17 Schiller Motorsport F.Schiller(DEU)	Formel ADAC power by Volkswagen	13	22:51.394	2LAPS	126.1	12	1:41.648	130.9
20	19 KSW Motorsport K.Giersiepen(DEU)	ADAC Westfalen Team Sport Formel ADAC power by Volkswagen	12	21:30.406	3LAPS	123.7	10	1:42.135	130.3

Fastest lap of the race. Car 27 driver on lap 15. Time 1:39.002, average speed 134.4 km/h.

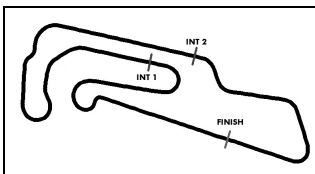
30s penalty for the car no. 27.

Subject to final scrutineering!

Publications Time:

Clerk of the course:

Time Keeping:



ADAC Formel Masters

Lap chart Race 1

Provisional

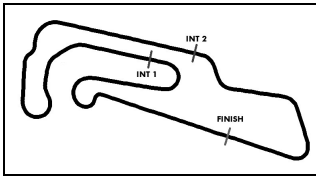


etropolis Motorsport Arena Oschersleben, Length: 3696 m

Saturday 27.4.2013 13:50

POS	1	2	3	4	5	6	7	8	9	10	11	12	13	14	15	16	17	18	19	20	21	22	23	
LAP 1	15	11	7	3	5	2	16	27	9	4	6	8	26	23	17	22	19	20	14	24				
LAP 2	15	11	7	2	16	5	27	9	4	6	3	8	26	17	23	22	14	19	20	24				
LAP 3	15	11	7	2	16	5	9	27	4	6	3	8	26	17	23	22	14	19	24	20				
LAP 4	15	11	7	2	16	9	5	27	4	6	3	8	26	17	23	14	22	19	24	20				
LAP 5	15	11	7	2	16	9	5	4	6	27	3	8	26	17	23	14	22	19	24	20				
LAP 6	15	11	7	2	9	16	5	6	27	3	4	8	26	17	23	14	22	19	24	20				
LAP 7	15	11	7	2	9	5	16	6	27	3	4	8	26	17	23	14	22	19	24	20				
LAP 8	15	11	7	2	9	5	16	6	27	3	4	8	26	17	23	14	22	19	24	20				
LAP 9	15	11	7	2	9	5	16	6	27	3	4	8	26	17	23	14	22	19	24	20				
LAP 10	15	11	7	2	9	5	16	6	27	3	4	8	26	17	23	14	22	19	24	20				
LAP 11	15	11	7	9	2	5	27	16	6	4	3	8	26	17	23	14	22	19	24	20				
LAP 12	15	11	7	9	5	2	27	6	16	4	3	8	26	17	23	14	22	19	24	.20'				
LAP 13	15	11	7	9	5	2	27	6	4	3	16	8	26	17	23	14	22	24	20'					
LAP 14	15	11	7	9	5	2	27	6	4	3	8	26	16	23	14	22	24	20'						
LAP 15	15	11	7	5	9	27	2	6	4	8	26	3	16	23	14	22	24							

. - PIT STOP ' - LAP BEHIND



ADAC Formel Masters



Lap analysis Race 1

Provisional

etropolis Motorsport Arena Oschersleben, Length: 3696 m

Air temperature: 6.9°C

Track temperature: 7.2°C

Weather condition: Wet

DMSB
Deutscher Motor Sport Bund e.V.

Reg. Nr.: 107/213

Saturday 27.4.2013 13:50

Lap	Time	SE1	SP1	SE2	SP2	SE3	SP3	TSP	Lap	Time	SE1	SP1	SE2	SP2	SE3	SP3	TSP
8	Stefan Riener, AUT ,								theoretical besttime: 1:41.157								
1	2:00.422	51.180	153	37.599	184	31.643	165	164	9	1:41.423	39.625	158	33.945	186	27.853	167	196
2	1:49.391	42.150	152	36.590	185	30.651	165	180	10	1:42.651	39.622	157	34.579	187	28.450	167	196
3	1:46.526	40.914	158	35.856	185	29.756	165	193	11	1:42.780	40.028	159	34.486	185	28.266	166	196
4	1:44.942	40.368	158	35.264	184	29.310	165	194	12	1:42.214	39.538	159	34.303	186	28.373	166	195
5	1:44.964	40.288	159	34.944	185	29.732	166	194	13	1:43.705	39.872	157	34.304	187	29.529	166	196
6	1:44.428	40.663	158	34.943	185	28.822	166	192	14	1:42.918	40.166	159	34.010	187	28.742	166	198
7	1:42.862	40.062	158	34.445	185	28.355	166	195	15	1:42.249	40.522	157	33.766	184	27.961	161	185
8	1:42.024	39.885	158	34.082	186	28.057	166	195									

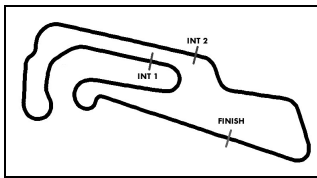
9	Maximilian Günther, DEU ,								theoretical besttime: 1:39.550								
1	1:59.357	50.285	155	37.612	179	31.460	164	165	9	1:40.144	39.327	159	33.500	186	27.317	166	196
2	1:46.664	40.917	154	35.497	189	30.250	167	194	10	1:40.300	39.367	159	33.358	187	27.575	167	197
3	1:44.843	40.495	158	34.818	188	29.530	162	195	11	1:40.361	39.634	157	32.932	186	27.795	164	198
4	1:43.542	39.853	158	34.572	187	29.117	166	193	12	1:40.876	39.518	158	33.446	185	27.912	163	193
5	1:43.978	39.886	160	34.799	189	29.293	167	196	13	1:41.582	39.707	159	33.921	184	27.954	165	193
6	1:41.933	39.301	158	34.297	187	28.335	166	198	14	1:41.759	40.166	156	33.604	185	27.989	164	194
7	1:42.125	39.426	159	34.368	185	28.331	163	196	15	1:42.588	40.598	159	33.729	187	28.261	164	194
8	1:41.367	39.529	159	33.846	187	27.992	165	194									

11	Hendrik Grapp, DEU ,								theoretical besttime: 1:39.313								
1	1:52.913	46.994	155	35.724	181	30.195	160	163	9	1:40.492	39.354	157	33.184	184	27.954	164	191
2	1:46.262	40.695	157	35.683	182	29.884	162	189	10	1:39.874	39.196	158	33.077	184	27.601	165	192
3	1:45.183	40.289	156	35.232	182	29.662	162	191	11	1:39.700	39.153	156	33.061	184	27.486	164	192
4	1:44.110	40.036	157	34.884	181	29.190	164	191	12	1:39.436	39.056	157	32.771	185	27.609	162	192
5	1:43.621	39.862	157	34.610	181	29.149	163	192	13	1:40.235				187	27.900	162	191
6	1:42.582	39.721	158	34.033	184	28.828	164	191	14	1:41.382	39.651	158	33.283	184	28.448	163	191
7	1:42.078	39.401	157	34.141	184	28.536	163	192	15	1:42.141	39.441	156	34.309	183	28.391	151	191
8	1:41.257	39.279	158	33.619	183	28.359	162	191									

14	Giorgio Maggi, CHE ,								theoretical besttime: 1:41.329								
1	2:05.378	54.327	148	38.715	170	32.336	159	154	9	1:43.081	40.092	155	34.321	183	28.668	163	191
2	1:50.480	41.978	145	37.451	174	31.051	161	190	10	1:42.563	40.106	156	34.288	182	28.169	164	191
3	1:49.050	41.229	153	36.788	174	31.033	163	191	11	1:41.629	39.581	155	33.880	184	28.168	164	192
4	1:49.539	41.852	153	37.016	178	30.671	162	187	12	1:41.926	39.762	156	34.013	183	28.151	163	192
5	1:46.592	40.787	154	35.973	180	29.832	161	189	13	1:41.408	39.660	156	33.704	184	28.044	163	192
6	1:46.582	40.671	154	35.966	181	29.945	163	190	14	1:42.649	39.883	157	34.669	181	28.097	163	191
7	1:46.064	40.986	153	35.938	178	29.140	163	190	15	1:43.199	39.982	155	34.563	183	28.654	162	191
8	1:43.750	40.450	155	34.707	183	28.593	163	186									

15	Alessio Picariello, BEL ,								theoretical besttime: 1:39.186								
1	1:49.380	44.540	157	35.342	184	29.498	164	162	9	1:39.787	39.076	160	33.318	186	27.393	166	194
2	1:43.816	39.680	159	34.965	185	29.171	166	192	10	1:39.901	39.169	160	33.256	185	27.476	166	194
3	1:43.532	39.538	159	34.829	185	29.165	166	194	11	1:39.502	38.843	160	33.269	186	27.390	166	194
4	1:42.989	39.491	160	34.643	185	28.855	166	194	12	1:39.976	39.052	159	33.268	185	27.656	166	194
5	1:42.435	39.453	159	34.324	185	28.658	166	194	13	1:40.113	38.776	160	34.007	185	27.330	167	194
6	1:41.738	39.421	159	34.063	185	28.254	166	194	14	1:40.530	39.076	160	33.080	184	28.374	166	194
7	1:41.195	39.317	159	33.821	185	28.057	166	193	15	1:39.948	38.952	160	33.623	183	27.373	166	194
8	1:40.379	39.105	159	33.677	184	27.597	166	193									

16	Jason Kremer, DEU ,								theoretical besttime: 1:41.799								
1	1:57.972	50.522	142	37.263	184	30.187	165	162	9	1:42.276	39.773	158	34.242	183	28.261	164	192
2	1:46.087	39.994	158	36.258	186	29.835	165	193	10	1:42.664	39.851	157	33.928	183	28.885	163	192
3	1:44.966	39.747	158	35.694	184	29.525	166	193	11	1:44.894	40.566	156	34.508	181	29.820	162	191
4	1:44.966	40.122	159	35.438	184	29.406	166	194	12	1:44.962	40.804	157	34.831	181	29.327	162	191
5	1:44.169	39.837	159	35.099	184	29.233	165	194	13	1:45.438	40.925	156	34.955	180	29.558	164	190
6	1:44.058	40.097	159	34.690	184	29.271	163	193	14	1:46.020	41.848	156	34.654	184	29.518	162	193
7	1:43.699	40.799	159	34.402	184	28.498	165	192	15	1:45.365	41.050	156	35.381	182	28.934	163	191
8	1:41.907	39.610	158	34.027	183	28.270	163	193									



ADAC Formel Masters



Lap analysis Race 1

Provisional

etropolis Motorsport Arena Oschersleben, Length: 3696 m

Air temperature: 6.9°C

Track temperature: 7.2°C

Weather condition: Wet



Reg. Nr.: 107/213

Saturday 27.4.2013 13:50

Lap	Time	SE1	SP1	SE2	SP2	SE3	SP3	TSP	Lap	Time	SE1	SP1	SE2	SP2	SE3	SP3	TSP
17	Fabian Schiller, DEU ,									theoretical besttime: 1:41.413							
1	2:01.874	52.707	155	37.648	182	31.519	166	159	8	1:42.283	39.571	159	33.759	189	28.953	160	197
2	1:49.406	42.173	155	36.655	189	30.578	164	198	9	1:42.574	39.869	159	33.910	186	28.795	164	194
3	1:47.161	41.122	156	35.748	187	30.291	165	197	10	1:42.081	39.837	158	33.935	188	28.309	164	195
4	1:45.976	40.826	155	35.491	188	29.659	168	197	11	1:42.082	39.602	160	33.941	186	28.539	164	195
5	1:47.623	43.015	155	35.171	187	29.437	165	198	12	1:41.648	39.796	158	33.533	186	28.319	164	195
6	1:43.868	40.252	158	34.510	189	29.106	164	196	13	1:41.687	39.761	158	33.595	187	28.331	164	195
7	1:43.131	39.981	158	34.313	187	28.837	166	195									

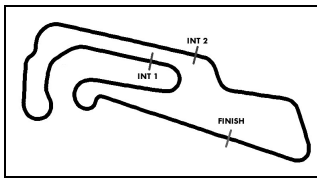
19	Kim Alexander Giersiepen, DEU ,									theoretical besttime: 1:41.404							
1	2:04.236	53.168	150	38.874	179	32.194	158	173	8	1:43.220	40.643	154	34.024	182	28.553	161	189
2	1:52.399	42.920	149	37.469	173	32.010	162	188	9	1:42.635	40.502	155	33.657	183	28.476	163	190
3	1:51.388	42.534	153	37.311	177	31.543	160	191	10	1:42.135	40.487	155	33.405	185	28.243	162	191
4	1:50.328	42.205	152	37.162	177	30.961	160	188	11	1:42.190	40.290	156	33.405	184	28.495	164	192
5	1:47.732	41.670	153	35.980	179	30.082	161	188	12	1:42.248	40.338	156	33.144	185	28.766	164	191
6	1:46.989	41.527	154	35.651	179	29.811	161	188									
7	1:44.906	41.027	154	34.765	181	29.114	161	189									

20	Martin Gatz, DEU ,									theoretical besttime: 1:41.787							
1	2:05.170	53.925	150	38.890	177	32.355	159	176	9	1:49.606	47.091	153	34.136	181	28.379	162	188
2	1:54.274	43.572	151	38.215	176	32.487	159	186	10	1:43.355	40.887	155	34.213	181	28.255	162	189
3	1:53.994	44.073	150	37.788	177	32.133	158	187	11	1:42.665	41.397	155	33.356	182	27.912	161	189
4	1:51.514	43.189	151	37.128	177	31.197	159	183	12	2:21.735	40.607	156	59.384	173	41.744		188
5	1:49.020	42.252	151	36.594	177	30.174	161	188	13	2:08.551				180	28.159	159	
6	1:47.195	41.776	152	35.975	178	29.444	161	188	14	1:42.193	40.585	154	33.762	183	27.846	163	188
7	1:45.689	41.380	154	35.031	178	29.278	159	188									
8	1:44.746	41.366	155	34.406	179	28.974	160	187									

22	Benedikt Gentgen, DEU ,									theoretical besttime: 1:41.678							
1	2:03.522				180	31.803	161	165	9	1:43.532	40.155	155	34.863	182	28.514	163	191
2	1:51.282	41.840	153	38.061	180	31.381	162	190	10	1:42.527	39.551	156	34.565	183	28.411	163	192
3	1:49.798	41.636	152	37.284	179	30.878	162	191	11	1:42.129			183	28.195	164	190	
4	1:50.376	41.719	153	37.327	179	31.330	163	190	12	1:42.155	39.871	156	33.932	183	28.352	164	191
5	1:48.098	41.247	154	36.684	179	30.167	163	189	13	1:42.251	39.639	156	34.029	183	28.583	164	191
6	1:47.165	41.080	154	36.391	179	29.694	163	191	14	1:43.383	39.552	156	35.083	180	28.748	163	190
7	1:45.206	40.435	155	35.512	181	29.259	164	191	15	1:43.666	39.816	155	35.424	179	28.426	162	190
8	1:44.016	40.298	156	34.907	182	28.811	164	191									

23	Hannes Utsch, DEU ,									theoretical besttime: 1:40.855							
1	2:01.595	51.851	155	38.177	183	31.567	159	164	9	1:42.769	40.165	156	34.194	181	28.410	162	189
2	1:50.142	41.726	155	37.353	182	31.063	160	191	10	1:42.536	40.151	156	34.083	180	28.302	161	189
3	1:47.347	41.185	157	36.017	182	30.145	161	192	11	1:41.465	39.891	156	33.474	182	28.100	163	190
4	1:46.251	40.701	156	35.522	182	30.028	160	193	12	1:41.123	39.780	157	33.460	182	27.883	163	190
5	1:51.274	42.220	151	35.751	182	33.303	129	191	13	1:41.137	40.062	155	33.380	183	27.695	162	190
6	1:45.605	41.344	156	35.145	180	29.116	162	178	14	1:41.982	39.894	156	34.089	183	27.999	163	189
7	1:50.732	46.851	155	35.240	179	28.641	163	190	15	1:41.192	39.854	157	33.605	183	27.733	161	189
8	1:43.401	40.542	155	34.277	181	28.582	163	189									

24	Stephane Kox, NLD ,									theoretical besttime: 1:40.519							
1	2:06.187	54.897	152	38.939	182	32.351	163	166	9	1:43.254	40.841	158	33.971	188	28.442	165	196
2	1:53.525	43.355	145	38.046	184	32.124	165	194	10	1:42.905	40.611	158	33.903	189	28.391	165	196
3	1:50.904	42.068	156	37.405	184	31.431	165	195	11	1:41.913	40.175	157	33.682	188	28.056	167	196
4	1:49.800	42.084	157	36.693	184	31.023	165	194	12	1:41.942	40.322	156	33.817	188	27.803	168	197
5	1:48.112	41.923	156	36.104	186	30.085	166	194	13	1:41.059	39.746	160	33.243	191	28.070	167	197
6	1:47.182	41.937	156	35.759	186	29.486	166	190	14	1:41.679	40.042	160	33.721	184	27.916	168	196
7	1:45.168	41.008	158	35.032	187	29.128	167	193	15	1:41.786	39.604	161	34.510	183	27.672	168	197
8	1:44.156	41.139	157	34.390	187	28.627	167	196									



ADAC Formel Masters

Lap analysis Race 1

Provisional



etropolis Motorsport Arena Oschersleben, Length: 3696 m

Air temperature: 6.9°C

Track temperature: 7.2°C

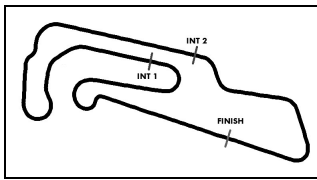
Weather condition: Wet

DMSB Reg. Nr.: 107/213
Deutscher Motor Sport Bund e.V.

Saturday 27.4.2013 13:50

Lap	Time	SE1	SP1	SE2	SP2	SE3	SP3	TSP	Lap	Time	SE1	SP1	SE2	SP2	SE3	SP3	TSP
26	Ralph Boschung, CHE ,								theoretical besttime: 1:40.575								
1	2:00.828	51.307	153	38.228	186	31.293	165	173	9	1:41.468	40.064	159	33.327	187	28.077	164	193
2	1:49.511	42.256	155	36.967	186	30.288	165	195	10	1:42.367	41.130	157	33.419	188	27.818	166	195
3	1:47.419	41.366	158	35.850	185	30.203	164	195	11	1:40.579	39.850	158	33.064	189	27.665	165	196
4	1:46.512	40.989	157	35.524	184	29.999	163	194	12	1:41.500	39.846	159	33.307	189	28.347	159	196
5	1:45.995	41.202	158	35.228	185	29.565	164	193	13	1:42.891	40.121	158	33.262	189	29.508	166	194
6	1:44.022	40.502	159	34.770	185	28.750	165	194	14	1:43.051	40.217	160	33.923	189	28.911	165	199
7	1:43.482	40.256	157	34.202	186	29.024	163	194	15	1:42.347	40.769	160	33.698	190	27.880	166	196
8	1:42.068	39.941	157	33.549	187	28.578	162	194									

Lap	Time	SE1	SP1	SE2	SP2	SE3	SP3	TSP	Lap	Time	SE1	SP1	SE2	SP2	SE3	SP3	TSP
27	Florian Herzog, DEU ,								theoretical besttime: 1:38.819								
1	1:58.801	50.808	152	37.175	185	30.818	164	171	9	1:41.128	40.213	154	33.040	187	27.875	163	196
2	1:47.097	40.805	157	35.981	186	30.311	165	194	10	1:40.707	39.839	158	32.941	189	27.927	164	196
3	1:46.578	41.280	155	35.626	185	29.672	164	193	11	1:42.687	40.205	158	33.903	189	28.579	164	193
4	1:45.192	40.474	158	35.242	184	29.476	165	194	12	1:40.167	39.744	158	32.843	186	27.580	162	193
5	1:47.483	41.898	156	35.332	188	30.253	166	194	13	1:39.132	39.529	158	32.479	186	27.124	163	192
6	1:43.060	40.610	158	34.274	186	28.176	167	196	14	1:40.620	39.493	158	33.227	172	27.900	166	193
7	1:42.033	40.245	157	33.570	187	28.218	166	196	15	1:39.002	39.330	158	32.365	187	27.307	163	193
8	1:41.745	40.368	155	33.514	186	27.863	164	193									



ADAC Formel Masters

Vmax list Race 1

Provisional



etropolis Motorsport Arena Oschersleben, Length: 3696 m

Air temperature: 6.9°C

Track temperature: 7.2°C

Weather condition: Wet

DMSB Reg. Nr.: 107/213
Deutscher Motor Sport Bund e.V.

Saturday 27.4.2013 13:50

Nr	Team, Car, Driver, Nat	Top speed
26	KUG Motorsport, Formel ADAC powerd by Volkswagen Boschung Ralph , CHE	199.11 km/h
9	Mücke-Motorsport, Formel ADAC powerd by Volkswagen Günther Maximilian , DEU	198.48 km/h
17	Schiller Motorsport, Formel ADAC powerd by Volkswagen Schiller Fabian , DEU	198.34 km/h
8	Neuhauser Racing, Formel ADAC powerd by Volkswagen Riener Stefan , AUT	197.82 km/h
24	KUG Motorsport, Formel ADAC powerd by Volkswagen Kox Stephane , NLD	197.46 km/h
3	Lotus, Formel ADAC powerd by Volkswagen Jensen Mikkel , DEU	197.21 km/h
27	KUG Motorsport, Formel ADAC powerd by Volkswagen Herzog Florian , DEU	196.41 km/h
5	Lotus, Formel ADAC powerd by Volkswagen Dontje Indy , NLD	196.27 km/h
6	Neuhauser Racing, Formel ADAC powerd by Volkswagen Dienst Marvin , DEU	196.02 km/h
4	Lotus, Formel ADAC powerd by Volkswagen Visser Beitske , NLD	195.84 km/h
2	Lotus, Formel ADAC powerd by Volkswagen O'Keeffe Callan , RSA	195.34 km/h
7	Neuhauser Racing, Formel ADAC powerd by Volkswagen Beer Nicolas , DEU	195.23 km/h
16	Schiller Motorsport, Formel ADAC powerd by Volkswagen Kremer Jason , DEU	194.38 km/h
15	Mücke-Motorsport, Formel ADAC powerd by Volkswagen Picariello Alessio , BEL	194.24 km/h
23	JBR Motorsport & Engineering GmbH, Formel ADAC power Utsch Hannes , DEU	192.85 km/h
14	Mücke-Motorsport, Formel ADAC powerd by Volkswagen Maggi Giorgio , CHE	192.40 km/h
11	Mücke-Motorsport, Formel ADAC powerd by Volkswagen Grapp Hendrik , DEU	192.09 km/h
19	KSW Motorsport, Formel ADAC powerd by Volkswagen Giersiepen Kim Alexander , DEU	192.05 km/h
22	JBR Motorsport & Engineering GmbH, Formel ADAC power Gentgen Benedikt , DEU	191.54 km/h
20	KSW Motorsport, Formel ADAC powerd by Volkswagen Gatz Martin , DEU	189.04 km/h