



ADAC GT Masters

Results Race 1

Provisional



etropolis Motorsport Arena Oschersleben, Length: 3696 m

Air temperature: 7.1°C

Track temperature: 7.1°C

Weather condition: Wet

DMSB Reg. Nr.: 106/213
Deutscher Motor Sport Bund e.V.

Saturday 27.4.2013 12:15

started : 25 classified : 21 not classified : 4

	Drivers	Team	Car	Laps	Total Time	Gap	Kph	Lap	Time	Kph
1	27 C.Mies/R.Rast	Prosperia C. Abt Racing	Audi R8 LMS Ultra	33	1:01:00.853		119.9	29	1:41.863	130.6
2	6 P.Frommenwiler/M.Farnbacher	Farnbacher Racing	Porsche 911 GT3 R	33	1:01:09.132	8.279	119.7	25	1:42.814	129.4
3	8 R.Renauer/M.Ragginger	Tonino powered by Herberth Motors	Porsche 911 GT3 R	33	1:01:16.851	15.998	119.4	32	1:43.127	129.0
4	16 P.Geipel/D.Lunardi	THE BOSS YACO Racing	Audi R8 LMS Ultra	33	1:01:17.734	16.881	119.4	21	1:43.046	129.1
5	14 N.Verdonck/F.Kechele	Lambda Performance	Ford GT GT3	33	1:01:18.851	17.998	119.4	25	1:42.737	129.5
6	28 C.Jöns/C.Mamerow	Prosperia C. Abt Racing	Audi R8 LMS Ultra	33	1:01:23.439	22.586	119.2	28	1:41.875	130.6
7	11 S.Afanasiev/A.Simonsen	Polarweiss Racing	Mercedes Benz SLS AMG GT3	33	1:01:24.105	23.252	119.2	29	1:43.025	129.1
8	19 C.Hürtgen/D.Baumann	PIXUM Team Schubert	BMW Z4 GT3	33	1:01:35.800	34.947	118.8	27	1:43.666	128.4
9	26 R.Frey/M.Winkelhock	Prosperia C. Abt Racing	Audi R8 LMS Ultra	33	1:01:39.206	38.353	118.7	25	1:42.753	129.5
10	3 A.Wirth/C.Hohenadel	Callaway Competition	Corvette Z06.R GT3	33	1:01:40.938	40.085	118.6	27	1:43.759	128.2
11	10 M.Buhk/M.Götz	Polarweiss Racing	Mercedes Benz SLS AMG GT3	33	1:01:57.946	57.093	118.1	26	1:42.921	129.3
12	100 D.Dobitsch/A.Patel	MS RACING	Audi R8 LMS Ultra	33	1:02:02.846	1:01.993	117.9	32	1:43.278	128.8
13	5 C.Nielsen(*G*)/A.Simonsen	Farnbacher Racing	Porsche 911 GT3 R	33	1:02:03.443	1:02.590	117.9	33	1:42.918	129.3
14	2 D.Alessi/D.Keilwitz	Callaway Competition	Corvette Z06.R GT3	33	1:02:14.135	1:13.282	117.6	28	1:43.781	128.2
15	12 S.Knap/J.den Boer	DB Motorsport	BMW Z4 GT3	33	1:02:22.958	1:22.105	117.3	33	1:44.942	126.8
16	7 J.Aeberhard/T.Pivoda	Farnbacher Racing	Porsche 911 GT3 R	33	1:02:23.684	1:22.831	117.3	29	1:44.017	127.9
17	23 L.Frey/G.Gardel	Fischer Racing	Aston Martin V12 Vantage GT3	32	1:01:03.206	1 LAP	116.2	27	1:44.232	127.7
18	17 R.Lips(*G*)/L.Marionek	Callaway Competition	Corvette Z06.R GT3	32	1:01:11.652	1 LAP	116.0	16	1:45.504	126.1
19	22 E.Leganov(*G*)/F.Hamprecht	Team rhino's Leipert Motorsport	Lamborghini Gallardo FL2	32	1:02:20.583	1 LAP	113.8	27	1:44.956	126.8
20	1 F.Stoll/S.Asch	MS RACING	Audi R8 LMS Ultra	29	54:44.697	4LAPS	117.5	25	1:42.959	129.2
21	4 C.Engelhart/N.Armino	Team GW-Schütz	Porsche 911 GT3 R	28	52:59.839	5LAPS	117.2	26	1:43.464	128.6
not classified										
18	T.Seiler(*G*)/N.Kentenich	Callaway Competition	Corvette Z06.R GT3	9	20:21.380	24LAPS	98.0	9	1:48.934	122.1
21	D.Mengesdorf/F.Schmickler	Team rhino's Leipert Motorsport	Lamborghini Gallardo FL2	2	3:56.089	31LAPS	112.7	2	1:56.165	114.5
9	R.Bordeaux(*G*)/A.Renauer	Tonino powered by Herberth Motors	Porsche 911 GT3 R							
20	M.Sandritter/J.Müller	PIXUM Team Schubert	BMW Z4 GT3							

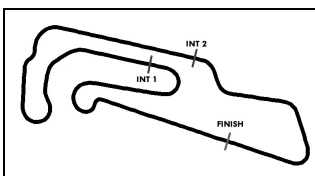
Fastest lap of the race. Car 27 driver Rast on lap 29. Time 1:41.863, average speed 130.6 km/h.

Subject to final scrutineering!

Publications Time:

Clerk of the course:

Time Keeping:



ADAC GT Masters

Lap chart Race 1

Provisional



etropolis Motorsport Arena Oschersleben, Length: 3696 m

Saturday 27.4.2013 12:15

POS	1	2	3	4	5	6	7	8	9	10	11	12	13	14	15	16	17	18	19	20	21	22	23	24	25	26	27
LAP 1	8	11	14	4	6	3	27	12	28	19	1	21	26	17	100	16	7	23	2	10	22	5	18				
LAP 2	8	11	14	4	6	3	12	27	19	28	1	21	26	17	16	100	7	2	10	23	22	5	18'				
LAP 3	8	11	14	4	6	3	12	27	19	28	1	26	17	16	100	7	2	10	23	22	5	18'					
LAP 4	8	11	14	4	6	3	12	27	19	28	1	26	17	16	100	7	2	10	23	22	5	18'					
LAP 5	8	11	14	4	6	3	12	27	19	28	1	26	17	16	100	7	2	10	23	22	5	18'					
LAP 6	8	11	14	4	6	3	27	12	19	28	1	26	16	17	100	10	2	7	23	5	22	18'					
LAP 7	8	11	14	4	6	3	27	19	28	12	1	26	16	17	100	10	2	7	23	5	22	18'					
LAP 8	8	11	14	6	4	3	27	19	28	12	26	16	17	10	2	100	1	7	23	5	22	18'					
LAP 9	8	11	14	6	4	3	27	19	28	26	16	12	10	17	2	1	100	7	23	5	22	18'					
LAP 10	8	11	14	6	4	27	19	28	26	16	3	10	12	17	2	1	100	7	5	23	22						
LAP 11	8	11	6	14	4	27	19	28	26	16	3	10	12	17	2	1	100	7	5	23	22						
LAP 12	8	6	11	4	14	28	27	19	16	26	3	10	12	17	2	1	100	7	5	23	22						
LAP 13	8	6	11	4	28	16	3	.14	12	.27	.19	17	2	.26	1	.10	100	7	.5	.23	22						
LAP 14	8	6	16	3	.11	.4	12	.28	17	2	1	100	7	22	14	27	19	10	26'	5'	23'						
LAP 15	.8	6	16	3	12	17	2	100	.1	7	14	.22	27	11	4	10	28	19	26'	5'	23'						
LAP 16	6	16	.3	12	17	2	100	7	8	14	27	11	4	10	28	19	1'	26'	5'	23'	22'						
LAP 17	6	16	12	100	.17	.2	.7	8	14	27	11	3	4	10	28	19	1	26	5'	23'	22'						
LAP 18	.6	.16	.12	.100	8	14	27	11	3	28	19	4	10	1	26	2	17	5	7	23	22'						
LAP 19	6	8	27	14	16	11	3	28	19	10	4	1	26	12	2	100	17	5	7	23	22'						
LAP 20	6	27	8	14	16	11	3	28	19	4	.10	1	26	12	100	2	17	5	7	23	22'						
LAP 21	6	27	8	16	14	11	3	28	19	4	1	26	12	100	10	2	5	17	7	23	22'						
LAP 22	6	27	8	16	14	11	3	28	19	4	1	26	12	10	100	2	5	17	7	23	22'						
LAP 23	6	27	8	16	14	11	3	28	19	4	1	26	10	100	12	2	5	17	7	23	22'						
LAP 24	6	27	8	16	14	11	28	3	19	4	1	26	10	100	12	5	2	7	17	23	22'						
LAP 25	6	27	8	16	14	11	28	3	19	4	1	26	10	100	5	2	12	7	17	23	22'						
LAP 26	27	6	8	16	14	11	28	3	19	4	1	26	10	100	5	2	12	7	17	23	22'						
LAP 27	27	6	8	16	14	11	28	3	19	4	1	26	10	100	5	2	12	7	17	23	22'						
LAP 28	27	6	8	16	14	11	28	3	19	4	1	26	10	100	5	2	12	7	17	23	22'						
LAP 29	27	6	8	16	14	11	28	19	3	1	26	10	100	5	2	12	7	17	23	22'							
LAP 30	27	6	8	16	14	11	28	19	3	26	10	100	5	2	12	7	23	17'	22'								
LAP 31	27	6	8	16	14	11	28	19	3	26	10	100	5	2	12	7	23'	17'	22'								
LAP 32	27	6	8	16	14	11	28	19	26	3	10	100	5	2	12	7	23'	17'	22'								
LAP 33	27	6	8	16	14	28	11	19	26	3	10	100	5	2	12	7											

. - PIT STOP ' - LAP BEHIND



ADAC GT Masters



Lap analysis Race 1

Provisional

etropolis Motorsport Arena Oschersleben, Length: 3696 m

Air temperature: 7.1°C

Track temperature: 7.1°C

Weather condition: Wet



Reg. Nr.: 106/213

Saturday 27.4.2013 12:15

Lap	Time	SE1	SP1	SE2	SP2	SE3	SP3	TSP	Lap	Time	SE1	SP1	SE2	SP2	SE3	SP3	TSP
1 Florian Stoll, DEU/ Sebastian Asch, DEU									theoretical besttime: 1:42.840								
1	1:58.627				207	30.979	187	167	16	2:59.354	1:52.087	172	36.998	207	30.269	188	
2	1:56.911	40.864	174	42.400	157	33.647	157	196	17	1:45.401	39.435	177	36.141	211	29.825	188	217
3	2:21.027	44.311	170	51.897	91	44.819	94	147	18	1:45.894	39.441	174	36.727	212	29.726	188	224
4	2:28.061	57.934	152	52.172	101	37.955	103	72	19	1:44.620	39.262	177	35.707	209	29.651	188	226
5	2:18.072	50.754	159	53.508	77	33.810	184	102	20	1:46.011	38.983	177	37.197	211	29.831	188	227
6	1:48.277	40.887	175	36.604	208	30.786	183	205	21	1:44.064	38.794	176	35.633	211	29.637	188	227
7	1:47.760	40.512	174	36.464	201	30.784	185	218	22	1:43.429	38.758	176	35.193	212	29.478	189	224
8	1:57.016	49.389	169	37.076	203	30.551	186	211	23	1:43.540	38.718	177	35.493	213	29.329	189	227
9	1:47.333	41.041	158	36.195	211	30.097	184	203	24	1:43.497	38.687	178	35.374	212	29.436		228
10	1:46.567	40.146	173	36.426	208	29.995	187	217	25	1:42.959	38.474	178	35.302	213	29.183	189	228
11	1:46.753	40.217	175	36.243	208	30.293	184	217	26	1:43.517	38.728	175	35.282	213	29.507	189	227
12	1:47.723	40.110	175	37.315	197	30.298	185	220	27	1:43.239	38.559	178	35.254	213	29.426	188	228
13	1:46.383	39.682	176	36.372		30.329	184	223	28	1:43.437	38.835	176	35.183	213	29.419	189	228
14	1:46.054	39.767	176	36.295	211	29.992	185	223	29	1:43.915	39.056	177	35.535	212	29.324	188	220
15	1:55.256	40.071	173	36.405	209	38.780		213									

2 Diego Alessi, ITA/ Daniel Keilwitz, DEU									theoretical besttime: 1:43.549								
1	2:08.971	1:00.524		37.245	217	31.202	188	169	18	3:01.187	1:52.934	166	37.307		30.946	184	
2	1:57.451	40.798	162	42.659	145	33.994	147	193	19	1:48.409	40.225	174	37.402	204	30.782	189	224
3	2:16.670	45.578	175	47.370	69	43.722	102	177	20	1:52.211	39.458	179	43.063	218	29.690	194	216
4	2:28.479	59.080	172	52.518	73	36.881	77	77	21	1:45.816	39.378	178	36.520	219	29.918	194	231
5	2:17.546	51.004	174	51.120	96	35.422		100	22	1:45.210	39.471	182	36.042	218	29.697	194	205
6	1:49.907	41.715	174	36.818	213	31.374	190	198	23	1:46.256	39.458	182	36.706	217	30.092	192	215
7	1:48.351	40.744		36.712	216	30.895	188	221	24	1:47.829	39.729	178	38.367	215	29.733	194	218
8	1:47.371	39.905	177	36.493	218	30.973	190	229	25	1:45.490	39.354	183	36.377	219	29.759	194	214
9	1:46.758	40.147	180	35.822	216	30.789	190	230	26	1:44.081	38.879	181	35.510	218	29.692	192	232
10	1:47.194	39.940	177	36.860	217	30.394	192	228	27	1:44.908	38.899	180	35.573	218	30.436	192	230
11	1:46.415	40.026	180	35.804	215	30.585	191	230	28	1:43.781	38.921	183	35.219	219	29.641	192	224
12	1:47.150	40.152		36.424		30.574	190	232	29	1:46.105	38.689		36.712	219	30.704	191	222
13	1:46.547	39.860	179	36.224	218	30.463	188	232	30	1:45.230	39.338	180	36.200	216	29.692	191	217
14	1:46.027	39.648	180	36.018	219	30.361	190	233	31	1:45.274	39.371	178	36.026	214	29.877	188	225
15	1:47.489				211	30.749	191	231	32	1:44.567	39.255	179	35.540	214	29.772	191	225
16	1:45.629	39.279	181	35.937	218	30.413	191	231	33	1:44.720	39.231	159	35.641	218	29.848	192	233
17	1:55.106	39.946	180	36.184	218	38.976		232									

3 Andreas Wirth, DEU/ Christian Hohenadel, DEU									theoretical besttime: 1:43.756								
1	1:55.697	48.476	176	36.463	203	30.758	189	177	18	1:45.683	40.010	180	35.900	218	29.773	187	217
2	1:52.440	40.489	178	39.678	142	32.273	170	204	19	1:44.773	39.042	181	35.954	217	29.777	191	231
3	2:23.067	45.754	161	51.606	116	45.707	68	122	20	1:44.894	39.189	180	35.948	216	29.757	191	231
4	2:27.255	58.267	103	51.519	159	37.469	115	77	21	1:45.114	39.261	174	36.090	212	29.763	191	231
5	2:20.663	51.503	124	54.638	99	34.522	190	148	22	1:44.643	39.214	178	35.809	216	29.620	192	230
6	1:48.078	40.235	178	36.578		31.265	190	209	23	1:44.258	39.081	179	35.554	216	29.623	191	232
7	1:47.500	40.620	178	36.280	213	30.600	190	210	24	1:46.579	39.025	180	37.337	195	30.217	192	234
8	1:46.793	40.005	178	35.925	209	30.863	191	196	25	1:44.467	38.901	179	35.949	215	29.617	193	224
9	1:46.553	40.121	177	35.898	207	30.534	191	198	26	1:44.383	39.174	181	35.470	217	29.739	191	216
10	1:52.816	46.580	177	36.170	214	30.066	193	206	27	1:43.759	38.763	182	35.391	219	29.605	193	225
11	1:46.112	39.788	180	36.082	212	30.242	194	212	28	1:44.379	38.855	182	35.606	217	29.918	192	229
12	1:46.635	40.120	176	36.490	214	30.025	193	212	29	1:44.732	38.906	181	35.798	216	30.028	191	224
13	1:47.247	40.350	175	36.908	211	29.989	193	204	30	1:45.670	39.634	181	36.283		29.753	193	216
14	1:44.541	39.089	180	35.643	216	29.809	194	228	31	1:44.552	39.018	179	35.799	217	29.735	192	228
15	1:44.668	39.598	180	35.468		29.602	195	212	32	1:45.218	39.344	180	35.675	217	30.199	187	229
16	1:53.728	39.413	180	36.037	216	38.278		220	33	1:45.290	39.541	182	35.784	217	29.965	192	205
17	2:58.751	1:51.389	176	36.701	206	30.661	190										

4 Christian Engelhart, DEU/ Nicolas Armindo, FRA									theoretical besttime: 1:43.150								
1	1:53.937	47.042	175	36.313	196	30.582	188	208	16	1:46.477	40.162	177	36.427	212	29.888	188	213
2	1:52.163	40.452	174	39.372	153	32.339	131	209	17	1:45.717	39.835	175	35.968	211	29.914	189	218
3	2:23.120	44.674	153	52.579	140	45.867	84	155	18	1:54.111	48.735	178	35.906	213	29.470	186	221
4	2:27.212	58.731	90	48.828	173	39.653	132	86	19	1:44.795	39.118	178	36.013	214	29.664	190	229
5	2:21.265	52.026	127	54.775	88	34.464	187	135	20	1:44.527	39.328	178	35.707	212	29.492	189	230



ADAC GT Masters



Lap analysis Race 1

Provisional

etropolis Motorsport Arena Oschersleben, Length: 3696 m

Air temperature: 7.1°C

Track temperature: 7.1°C

Weather condition: Wet



Reg. Nr.: 106/213

Saturday 27.4.2013 12:15

Lap	Time	SE1	SP1	SE2	SP2	SE3	SP3	TSP	Lap	Time	SE1	SP1	SE2	SP2	SE3	SP3	TSP
6	1:48.734	40.410	174	37.248	199	31.076	184	209	21	1:45.251	39.411	176	36.160	213	29.680	188	229
7	1:46.514	40.147	176	36.181	206	30.186	189	211	22	1:45.625	39.054	178	36.913	210	29.658	190	226
8	1:48.311	40.158	176	36.616	208	31.537	185	212	23	1:44.581	39.034	176	36.148	211	29.399	189	228
9	1:46.204	39.752	178	36.029	203	30.423	188	211	24	1:43.812	38.938	177	35.499	212	29.375	185	228
10	1:47.033	39.769	176	36.617	195	30.647	189	214	25	1:43.609	38.833	175	35.471	212	29.305	189	227
11	1:47.248	40.136	177	36.521	208	30.591	188	214	26	1:43.464	38.915	175	35.481	212	29.068	188	229
12	1:47.722	40.089	177	36.412	208	31.221	186	223	27	1:43.634	38.804	175	35.617	212	29.213	189	229
13	1:46.530	40.153	173	36.318	212	30.059	190	218	28	1:43.667	38.611	176	35.485	209	29.571	159	229
14	1:54.425	40.332	173	36.763	214	37.330		216									
15	3:00.151	1:53.106	177	36.481	213	30.564	185										

5 Christina Nielsen, DNK/ Allan Simonsen, DNK

theoretical besttime: 1:42.861

1	2:23.636	1:11.077	168	37.384	211	35.175	153	162	18	1:44.870	39.362	174	35.598	207	29.910	188	213
2	1:55.209	42.523	167	39.258		33.428	171	185	19	1:44.446	39.459	174	35.521	211	29.466	186	211
3	2:09.112	42.907	166	42.037	99	44.168	91	180	20	1:44.928	39.661	174	35.558	210	29.709	186	216
4	2:27.335	58.867	143	51.221	65	37.247	115	78	21	1:45.379	39.309	174	36.329	210	29.741		218
5	2:17.334	52.590	162	49.002	93	35.742	186	96	22	1:44.506	39.225	178	35.760	208	29.521	187	226
6	1:53.570	43.379	170	38.354	198	31.837	185	187	23	1:44.001	39.119	177	35.542	210	29.340	189	218
7	1:49.728	41.021	173	37.037	205	31.670	186	195	24	1:45.098	38.980	178	36.817	211	29.301	189	227
8	1:50.431	41.420	172	37.397	198	31.614	188	203	25	1:45.059	39.901	177	35.552	208	29.606	187	219
9	1:49.632	40.686	177	38.354		30.592	190	215	26	1:44.202	39.359	175	35.562	209	29.281	187	223
10	1:48.919	40.688	175	37.535	214	30.696	187	219	27	1:44.376	39.412	176	35.520	211	29.444	188	220
11	1:47.925	40.578	176	36.698	196	30.649	188	211	28	1:43.604	39.207	178	35.231	215	29.166	189	213
12	1:48.917	39.910		38.538	206	30.469	188		29	1:43.159	38.650	178	35.284	214	29.225	188	220
13	1:58.851	39.982	176	36.446	208	42.423		220	30	1:43.903	39.249	178	35.452	214	29.202	189	223
14	3:00.586	1:53.727	175	36.567	194	30.292	188		31	1:43.696	39.017	176	35.355	213	29.324	188	225
15	1:44.939	39.461	179	35.646	212	29.832	189	208	32	1:43.445	38.768	177	35.177	215	29.500	189	219
16	1:45.516	39.587	175	35.891	208	30.038	188	208	33	1:42.918	38.663	177	35.045	215	29.210	189	226
17	1:44.213	38.863	176	35.647	212	29.703	186	213									

6 Philipp Frommenwiler, CHE/ Mario Farnbacher, DEU

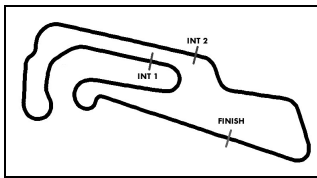
theoretical besttime: 1:42.515

1	1:55.083	47.784	177	36.378	196	30.921	191	188	18	1:52.622	38.757	178	36.065	214	37.800		220
2	1:52.017	40.358	179	39.111	141	32.548	136	194	19	2:55.792	1:50.416	175	35.637	209	29.739	186	
3	2:23.010	44.787	151	52.481	119	45.742	77	141	20	1:43.777	39.037	178	35.349	215	29.391	190	214
4	2:27.103	58.539	94	49.503	140	39.061	142	89	21	1:43.304	39.149	182	34.790		29.365	191	215
5	2:20.924	52.018	132	54.458	95	34.448		127	22	1:43.088	38.774	179	34.935	214	29.379	192	228
6	1:48.555	40.513	177	36.692	204	31.350	188	194	23	1:42.934	38.562	181	34.840	213	29.532	188	217
7	1:47.143	40.572	176	36.233	202	30.338	191	190	24	1:43.107	38.607	181	35.023	215	29.477	188	228
8	1:46.958	39.850	176	36.291	201	30.817	188	202	25	1:42.814	38.629	180	34.959	217	29.226	191	222
9	1:46.093	39.446	180	36.345	191	30.302	187	203	26	1:44.087	38.785	177	34.944	216	30.358	183	223
10	1:46.705	39.806	177	36.830	202	30.069	192		27	1:44.042	39.512	183	35.166	216	29.364	191	204
11	1:47.184	40.816	176	36.277	193	30.091	190	211	28	1:43.353	38.679		35.211	214	29.463	191	216
12	1:46.173	39.532	168	36.956	210	29.685	191		29	1:43.437	38.593	182	35.187	215	29.657	187	222
13	1:44.887	39.032	179	36.210	213	29.645	190	228	30	1:44.446	38.968	181	35.865	201	29.613	188	210
14	1:43.574	38.584	181	35.225	210	29.765	190	219	31	1:45.157	39.626	180	35.901	207	29.630		214
15	1:44.032	38.499	179	35.591	211	29.942	191	221	32	1:44.847	39.874	180	35.328	215	29.645	190	211
16	1:44.221	39.157	179	35.293	210	29.771	191	202	33	1:44.772				214	29.386	184	214
17	1:43.891	38.693	178	35.326	211	29.872	192	213									

7 Jürg Aeberhard, CHE/ Tomas Pivoda, CZE

theoretical besttime: 1:43.834

1	2:07.513	56.099	170	38.869	198	32.545	180	146	18	3:02.735	1:54.488	175	37.136		31.111	188	
2	1:57.775	41.678	170	41.925	129	34.172	133	183	19	1:48.393	41.073	169	36.717	212	30.603	188	214
3	2:17.121	45.267	173	47.986	79	43.868	89	137	20	1:47.339	40.731	175	36.271	212	30.337	187	214
4	2:28.277	58.535	164	52.222	86	37.520	82	71	21	1:46.090	39.940	178	36.060	213	30.090	190	208
5	2:17.829	50.815	170	51.491	93	35.523	184	119	22	1:46.561	40.360	176	36.143	213	30.058	190	215
6	1:51.068	41.972	172	37.019	197	32.077	187	185	23	1:46.483	39.819	176	36.243	213	30.421	187	217
7	1:48.828	41.225	176	36.814	206	30.789	186	196	24	1:46.222	40.171	178	36.052	208	29.999	190	212
8	1:48.087	40.457	174	36.950	210	30.680	189	219	25	1:45.181	39.417	177	35.971	215	29.793	190	223
9	1:48.649	40.934	175	37.004	201	30.711	188	194	26	1:44.244	39.160	178	35.439	215	29.645	190	224
10	1:48.102	40.626	178	36.878	208	30.598	190	209	27	1:44.932	39.498	176	35.764		29.670	191	225
11	1:48.403	40.802	177	36.677	209	30.924	186	210	28	1:44.524	39.469	176	35.520	215	29.535	191	221
12	1:47.956	40.612	177	36.881	200	30.463	190	199	29	1:44.017	38.885	178	35.487		29.645	190	224



ADAC GT Masters



Lap analysis Race 1

Provisional

etropolis Motorsport Arena Oschersleben, Length: 3696 m

Air temperature: 7.1°C

Track temperature: 7.1°C

Weather condition: Wet



Reg. Nr.: 106/213

Saturday 27.4.2013 12:15

Lap	Time	SE1	SP1	SE2	SP2	SE3	SP3	TSP	Lap	Time	SE1	SP1	SE2	SP2	SE3	SP3	TSP
13	1:48.182	40.637	175	36.879	207	30.666		210	30	1:45.013	39.518	177	35.791	217	29.704	191	220
14	1:47.719	40.510	177	36.754	202	30.455	191	212	31	1:44.728	39.476	179	35.639	216	29.613	191	223
15	1:46.926	40.264	174	36.322	197	30.340	190	218	32	1:44.251	39.203	180	35.477	216	29.571	189	224
16	1:47.400	40.495	177	36.489	197	30.416	191	208	33	1:44.682	39.444	177	35.414	217	29.824	187	224
17	1:58.454	40.967	176	36.611	199	40.876		198									

8 Robert Renauer, DEU/ Martin Ragginger, AUT

theoretical besttime: 1:42.988

1	1:51.346	45.554	177	35.614	209	30.178	184	210	18	1:46.887	40.305	177	36.282	197	30.300	190	200
2	1:51.730	40.376	176	38.338	184	33.016	146	217	19	1:46.099	39.905	177	36.319	208	29.875	187	218
3	2:23.475	45.029	121	50.770	145	47.676	73	159	20	1:45.254	39.670	175	35.737	210	29.847	187	217
4	2:26.548	57.763	126	49.116	155	39.669	134	99	21	1:44.112	39.082	180	35.338	211	29.692	189	218
5	2:21.940	52.886	127	55.148	86	33.906	187	127	22	1:44.157	39.170	177	35.261	210	29.726	188	226
6	1:45.695	39.638	178	35.718	210	30.339	186	216	23	1:43.833	38.997	181	35.224	208	29.612	189	222
7	1:45.200	39.591	178	35.599	211	30.010	187	221	24	1:43.705	38.763	180	35.361	211	29.581	189	226
8	1:45.137	39.715	178	35.510	212	29.912	188	224	25	1:44.374	38.852	176	35.270		30.252	184	227
9	1:44.500	39.253	178	35.435	210	29.812	188	223	26	1:44.862	39.012	176	36.079	211	29.771	187	225
10	1:44.225	39.206		35.082	213	29.937	188	227	27	1:43.975	38.884	176	35.354		29.737	188	227
11	1:44.457	39.447	179	35.281		29.729	189	226	28	1:43.924	38.698	178	35.385	213	29.841	189	229
12	1:45.940	39.185	180	36.585	201	30.170	188	219	29	1:43.445	38.708	176	35.290	213	29.447	189	228
13	1:44.941	39.429	179	35.783	212	29.729		220	30	1:43.645				213	29.755	188	229
14	1:44.040	38.882	180	35.366	214	29.792	188	227	31	1:43.534	38.508	177	35.380		29.646	190	230
15	1:55.719	39.196	179	36.842	211	39.681		227	32	1:43.127	38.616	177	35.033	213	29.478	190	227
16	3:03.296	1:54.443	176	38.155	190	30.698	188		33	1:44.262	38.819	177	35.428	209	30.015	188	225
17	1:49.467	40.576	176	37.533	193	31.358	186	201									

10 Maximilian Buhk, DEU/ Maximilian Götz, DEU

theoretical besttime: 1:42.480

1	2:09.145	1:02.058		36.107	210	30.980	188	204	18	1:54.237	48.955	180	35.865	215	29.417	191	216
2	1:58.175	41.889	147	42.457	150	33.829	154	189	19	1:43.043	38.707	178	34.791	216	29.545	191	212
3	2:17.535	45.665	163	47.698	88	44.172	87	146	20	1:51.203	38.498	178	35.266	217	37.439		221
4	2:27.617	58.447	132	51.994	74	37.176	77	77	21	1:58.081	53.101	179	35.725	218	29.255	191	
5	2:16.812	51.591	146	50.375	84	34.846		95	22	1:43.959	38.753	183	35.361	209	29.845	191	224
6	1:49.724	41.574	171	36.996	205	31.154	186	186	23	1:44.567	39.608	181	35.430	215	29.529		216
7	1:47.124	40.787	178	36.049	211	30.288	190	197	24	1:43.131	38.487	178	35.212		29.432	192	219
8	1:45.955	40.233	178	35.798	217	29.924	191	205	25	1:42.983	38.458	181	34.987	217	29.538		226
9	1:45.302	39.768	180	35.883	214	29.651	191	209	26	1:42.921	38.434	182	35.016	218	29.471	192	227
10	1:44.947	39.207	174	36.142	215	29.598	191		27	1:43.508	38.564	181	35.176	212	29.768	189	225
11	1:44.808	39.121	178	35.764	211	29.923	192	217	28	1:44.056	38.857	181	35.510	218	29.689	191	229
12	1:46.763	40.029	179	36.844	215	29.890	190	198	29	1:43.825	38.785	181	35.390		29.650	192	232
13	1:56.716	40.048	180	35.956		40.712		193	30	1:45.541	39.427	151	36.375	1	29.739	192	214
14	2:55.768	1:50.152	179	35.845	216	29.771	192		31	1:44.027	39.029	178	35.525	213	29.473	192	226
15	1:45.165	38.877	177	36.153	211	30.135	189	232	32	1:44.476	39.181	181	35.469	205	29.826	192	227
16	1:45.664	39.392	178	36.531	213	29.741	190	219	33	1:45.503	39.903	178	35.861	212	29.739	176	202
17	1:45.665	39.986	175	35.903	208	29.776	190	214									

11 Sergey Afanasiev, RUS/ Andreas Simonsen, SWE

theoretical besttime: 1:42.903

1	1:52.817	45.854	177	36.525	213	30.438	187	191	18	1:44.012	38.825	180	35.510	216	29.677	188	227
2	1:51.218	40.550	176	37.618	172	33.050	145	215	19	1:43.883	39.078	180	35.172	216	29.633	189	228
3	2:23.318	44.852	117	50.689	149	47.777	71	165	20	1:45.457	40.528	181	35.165	216	29.764	188	230
4	2:26.208	57.395	115	49.442	162	39.371	134	93	21	1:45.686	39.178	182	36.732	217	29.776	189	210
5	2:23.147	52.826	149	55.154	86	35.167	187	126	22	1:43.844	38.926	181	35.283	216	29.635	189	224
6	1:48.154	40.416	178	37.178	212	30.560	186	217	23	1:43.832	39.194	181	35.163	215	29.475	190	223
7	1:47.283	39.911	176	36.824	213	30.548	187	225	24	1:43.435				216	29.579	189	219
8	1:46.905	40.208	175	36.394	211	30.303	188	222	25	1:44.058	39.006	1	35.130	216	29.922	190	222
9	1:46.773	40.083	178	36.427	211	30.263	187	226	26	1:43.481				216	29.572	189	222
10	1:47.323	40.271	176	36.413	213	30.639	186	221	27	1:43.598	38.687	181	35.265	215	29.646	186	226
11	1:46.531	40.363	176	36.197	213	29.971	188	219	28	1:43.253	38.930	183	35.001	216	29.322	190	222
12	1:49.224	40.363	175	36.854	213	32.007	186	222	29	1:43.025				216	29.220	189	228
13	1:46.897	40.144	175	36.469	213	30.284	189	221	30	1:43.340	38.700	1	35.307	216	29.333	189	225
14	1:53.786	40.103	177	36.037	215	37.646		221	31	1:43.448	38.682	182	35.406	216	29.360	188	226
15	3:00.621	1:53.652	178	36.275	215	30.694	187		32	1:43.303	38.855	182	35.139	217	29.309	189	226
16	1:45.801	39.695	180	35.867	216	30.239	189	223	33	1:44.581	39.925	182	35.039	218	29.617	191	226
17	1:45.863	39.530	180	36.487	217	29.846	188	224									



ADAC GT Masters

Lap analysis Race 1

Provisional



etropolis Motorsport Arena Oschersleben, Length: 3696 m

Air temperature: 7.1°C

Track temperature: 7.1°C

Weather condition: Wet



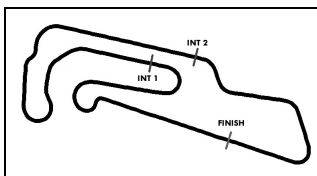
Reg. Nr.: 106/213

Saturday 27.4.2013 12:15

Lap	Time	SE1	SP1	SE2	SP2	SE3	SP3	TSP	Lap	Time	SE1	SP1	SE2	SP2	SE3	SP3	TSP
12 Simon Knap, NLD/ Jeroen den Boer, NLD									theoretical besttime: 1:44.693								
1	1:56.871	49.123	169	36.657	206	31.091	181	182	18	1:55.591	40.209	176	36.488	204	38.894	204	204
2	1:52.605	40.489	172	39.594	136	32.522	161	221	19	3:06.178	1:57.731	174	37.824	208	30.623	185	222
3	2:22.377	45.691	143	52.194	94	44.492	70	125	20	1:47.872	40.493	171	37.205	211	30.174	186	225
4	2:27.503	58.618	92	51.842	132	37.043	101	85	21	1:46.583	39.953	175	36.632	210	29.998	187	222
5	2:20.355	51.928	131	53.854	93	34.573	180	109	22	1:46.385	39.861	175	36.700	210	29.824	186	221
6	1:48.544	40.799	172	36.750	207	30.995	183	215	23	1:48.437	40.779	176	37.816	211	29.842	187	222
7	1:48.807	41.019	168	37.014	204	30.774	183	223	24	1:47.207	40.140	177	37.326	211	29.741	187	222
8	1:47.784	41.043	173	36.277	204	30.464	185	206	25	1:48.271	40.191	173	38.008	212	30.072	187	225
9	1:51.166	43.120	171	37.076	204	30.970	183	215	26	1:45.884	39.723	177	36.191	210	29.970	185	225
10	1:47.801	40.414	174	37.073	208	30.314	184	215	27	1:45.897	39.695	177	36.155	210	30.047	185	223
11	1:46.971	40.523	172	36.189	205	30.259		217	28	1:45.306	39.625	178	35.910	211	29.771	185	221
12	1:47.214	40.377	168	36.398	204	30.439	183	217	29	1:45.188	39.151	178	36.216	210	29.821	185	221
13	1:46.933	40.173	170	36.345	206	30.415	183	213	30	1:46.512	39.986	175	36.599	212	29.927	186	223
14	1:46.112	40.168	173	35.859	205	30.085	185	221	31	1:45.332	39.480	176	35.990	212	29.862	187	225
15	1:46.519	40.278	170	36.044	203	30.197	183	215	32	1:46.802	39.796	172	37.126	212	29.880	186	221
16	1:47.198	40.278	174	35.887	207	31.033	184	212	33	1:44.942	39.258	175	35.998	211	29.686	186	219
17	1:45.811	39.944	175	35.856	207	30.011	185	219									

Lap	Time	SE1	SP1	SE2	SP2	SE3	SP3	TSP	Lap	Time	SE1	SP1	SE2	SP2	SE3	SP3	TSP
14 Nico Verdonck, BEL/ Frank Kechele, DEU									theoretical besttime: 1:42.607								
1	1:52.998	46.540	173	36.381	211	30.077	189	189	18	1:43.363	38.938	178	35.049	211	29.376	189	226
2	1:51.928	40.814	174	37.944	165	33.170	136	214	19	1:45.961	39.370	175	36.161	210	30.430	189	224
3	2:23.472	45.081	132	51.845	154	46.546	74	179	20	1:44.661	39.341	178	35.552	213	29.768	184	223
4	2:27.296	58.691	110	48.468	174	40.137	136	87	21	1:46.974	39.624	173	38.124	212	29.226	190	221
5	2:21.179	51.595		54.808	85	34.776	189	122	22	1:47.223	38.520	179	39.443	212	29.260	189	225
6	1:48.364	40.636	173	37.534	210	30.194	188	212	23	1:43.140	38.715	180	35.189	213	29.236	189	
7	1:47.169	40.024	175	36.904	213	30.241	188	211	24	1:43.365	39.014	173	35.235	214	29.116	189	225
8	1:47.186	40.290	173	36.553	211	30.343	189	217	25	1:42.737	38.478	178	35.075	213	29.184	189	228
9	1:46.666	40.004	173	36.578	212	30.084	187	212	26	1:43.085	38.572	177	35.098	214	29.415	189	228
10	1:47.164	40.166	174	36.683	211	30.315	187	220	27	1:43.624	38.442	177	35.704	212	29.478	189	228
11	1:48.110	40.688	175	36.347	211	31.075	184	222	28	1:43.415	38.490	178	35.425	214	29.500	189	227
12	1:48.069	39.588	175	36.726	210	31.755	183	223	29	1:43.568	38.784	179	35.500	213	29.284	189	227
13	1:54.498	40.215	174	36.576	212	37.707		209	30	1:43.891	38.735	175	35.757	212	29.399	190	228
14	2:57.219	1:50.897	176	36.546	209	29.776	188		31	1:43.475	38.740	179	35.382	214	29.353	188	227
15	1:44.277	39.457	178	35.455	213	29.365	189	223	32	1:43.982	39.052	177	35.674	213	29.256	188	
16	1:43.421	39.083	177	35.198	213	29.140	189	226	33	1:44.052	38.872	176	35.530	214	29.650	188	228
17	1:43.319	38.874	176	35.190	212	29.255	189	227									

Lap	Time	SE1	SP1	SE2	SP2	SE3	SP3	TSP	Lap	Time	SE1	SP1	SE2	SP2	SE3	SP3	TSP
16 Philip Geipel, DEU/ Dino Lunardi, FRA									theoretical besttime: 1:42.771								
1	2:03.796	54.219	169	37.832	193	31.745	184	155	18	1:53.219	38.869	177	35.173	210	39.177		216
2	1:59.965	42.268	139	42.809	134	34.888	139	198	19	2:56.425	1:50.663	174	35.897	212	29.865	187	
3	2:16.779				79	44.276	77	171	20	1:44.679	38.763	176	36.300	211	29.616	187	226
4	2:28.327	58.213	161	52.325	81	37.789	75	70	21	1:43.046	38.540	175	35.135	213	29.371	186	226
5	2:17.654	49.725	168	52.926	87	35.003	181	112	22	1:43.462	38.655	177	35.373	213	29.434	187	226
6	1:46.984	40.560	175	35.999	203	30.425	185	215	23	1:43.199	38.759	177	34.875	213	29.565	188	227
7	1:46.792	39.899	175	36.101	201	30.792	184	204	24	1:43.681	38.665	178	35.504	212	29.512	188	227
8	1:47.057	40.683	174	36.064	206	30.310	186	214	25	1:44.332	38.894	172	35.322	213	30.116	185	226
9	1:46.832	40.679	173	36.063	203	30.090	187	207	26	1:44.710	38.920		36.056	211	29.734	186	226
10	1:45.605	39.707	175	35.963	210	29.935	186	219	27	1:44.192	39.064	173	35.498	208	29.630	188	224
11	1:46.385	39.999	175	36.052	208	30.334	186	216	28	1:43.797	38.525	177	35.450	211	29.822	188	225
12	1:45.061	39.407	176	35.727	202	29.927	188	218	29	1:43.704	38.765	172	35.218	211	29.721	186	225
13	1:47.048	40.322	177	36.490	205	30.236	186	205	30	1:43.403	38.529	178	35.103	212	29.771	186	226
14	1:45.349	39.324		36.095	199	29.930	186		31	1:43.734	38.678	174	35.387	210	29.669	187	226
15	1:43.365	38.915	177	35.075	210	29.375	187	218	32	1:43.479	38.760	177	35.274	212	29.445	187	227
16	1:43.817	39.048	177	35.252	208	29.517	186	216	33	1:44.225	38.986	174	35.622	212	29.617	183	227
17	1:43.631	38.819	177	35.210	207	29.602	186	223									



ADAC GT Masters



Lap analysis Race 1

Provisional

etropolis Motorsport Arena Oschersleben, Length: 3696 m

Air temperature: 7.1°C

Track temperature: 7.1°C

Weather condition: Wet

DMSB Reg. Nr.: 106/213
Deutscher Motor Sport Bund e.V.

Saturday 27.4.2013 12:15

Lap	Time	SE1	SP1	SE2	SP2	SE3	SP3	TSP	Lap	Time	SE1	SP1	SE2	SP2	SE3	SP3	TSP
17 Remo Lips, CHE/ Lennart Marioneck, DEU									theoretical besttime: 1:45.504								
1	2:03.161	52.477	170	37.917	171	32.767	175	157	18	3:06.651	1:55.852	161	39.052	206	31.747	188	
2	1:58.225	42.321	159	40.200	154	35.704		184	19	1:50.957	41.249	176	38.182	215	31.526	188	205
3	2:17.296	43.803	176	49.832	82	43.661	84	156	20	1:51.095	41.286	178	38.443	207	31.366	186	213
4	2:28.177	58.024	163	52.626	89	37.527	87	73	21	1:50.133	41.509	174	37.319	214	31.305	184	216
5	2:17.564	50.165	161	53.322	78	34.077	184	124	22	1:49.151	40.722	182	37.051	215	31.378	186	225
6	1:50.583	41.564	178	37.193	173	31.826	187	181	23	1:47.578	39.912	181	37.008	218	30.658	186	215
7	1:48.832	40.830	179	36.910	192	31.092	187	203	24	1:49.144	41.018	180	37.193	216	30.933	187	226
8	1:48.193	40.754	181	36.524	197	30.915	186	211	25	1:48.270	40.053	183	37.303	214	30.914	188	231
9	1:48.318	40.893	183	36.506	196	30.919	186	200	26	1:48.103	40.024	181	37.026	213	31.053	187	225
10	1:47.181	40.242	183	36.376	195	30.563	190	205	27	1:47.824	40.087	181	36.768	219	30.969	187	227
11	1:46.583	39.878	180	36.172	205	30.533	186	211	28	1:47.800	39.910	183	36.944	218	30.946	186	231
12	1:46.342	39.933	179	36.032	200	30.377	189	219	29	1:47.709	39.861		37.184	218	30.664	187	226
13	1:46.454	39.596	182	36.293	198	30.565	187	211	30	1:50.961	40.299	179	37.340	215	33.322	187	227
14	1:46.289				198	30.666	189	215	31	1:47.207	40.075	179	36.344	218	30.788	186	219
15	1:46.728	39.537	184	36.333	194	30.858	188	216	32	1:49.151	40.140	179	37.857	207	31.154	188	230
16	1:45.504	39.288	184	35.966		30.250	189	220									
17	1:54.488	39.409	183	36.235	200	38.844		215									

18 Toni Seiler, CHE/ Niclas Kentenich, DEU									theoretical besttime: 1:48.299								
1	4:03.153	2:45.702	136	42.470	131	34.981	152		6	1:53.344	43.358	168	38.160	207	31.826	187	202
2	2:16.468	44.284	175	48.350	75	43.834	77	166	7	1:50.653	41.653	178	37.546	212	31.454	188	197
3	2:28.449	58.283	168	52.523	87	37.643	82	72	8	1:50.268	41.288	179	37.588	207	31.392	190	217
4	2:18.307	49.945	159	52.983	82	35.379	183	121	9	1:48.934	41.109	180	36.947		30.878	191	218
5	1:51.804	42.178	178	37.109	200	32.517	184	202									

19 Claudia Hürtgen, DEU/ Dominik Baumann, AUT									theoretical besttime: 1:42.985								
1	1:58.195				206	30.307	179	180	18	1:46.215	40.331	171	36.083	206	29.801	183	221
2	1:54.641	40.129	170	41.490	139	33.022	133	209	19	1:44.466	39.403	170	35.487	208	29.576	184	221
3	2:21.001	44.456	154	52.552	87	43.993	78	140	20	1:43.938	39.222	170	35.156	207	29.560	182	221
4	2:27.784	58.797	125	51.471	112	37.516	120	61	21	1:44.587	39.060	171	35.767		29.760	184	222
5	2:18.909	51.891	126	53.430	78	33.588	182	98	22	1:44.306	39.422	174	35.496	208	29.388	185	222
6	1:47.925	40.452	169	36.808	206	30.665	182	206	23	1:44.411	39.089	173	35.778	207	29.544	185	
7	1:48.036	40.233	171	36.279	208	31.524	182	220	24	1:45.594	39.167	171	36.112	204	30.315	184	221
8	1:46.309	40.348	171	35.796	207	30.165	182	216	25	1:44.450	39.182	169	35.699	209	29.569	184	222
9	1:46.262	40.137	173	36.003	208	30.122	183	216	26	1:44.456	39.358	173	35.292	209	29.806	182	222
10	1:46.506	40.296	173	36.009	207	30.201	181	214	27	1:43.666	38.941	173	35.388	208	29.337	184	220
11	1:46.787	40.026	171	36.317	205	30.444	182	207	28	1:44.319	39.235	172	35.387	207	29.697	180	222
12	1:47.892	40.650	172	36.444	206	30.798	181	216	29	1:44.448	39.254		35.494	210	29.700	182	221
13	1:56.281	40.875	172	36.725	205	38.681		211	30	1:43.912	38.813	170	35.703	199	29.396	181	220
14	2:59.542	1:50.963	167	37.605	204	30.974	183		31	1:43.925	39.106		35.698	208	29.121	183	220
15	1:46.852	39.950		36.498	207	30.404	182	217	32	1:43.689	39.308	170	35.365	207	29.016	181	222
16	1:46.215	39.785	169	36.178	207	30.252	183	214	33	1:44.096	39.382	170	35.595	208	29.119	183	219
17	1:46.185	39.681	174	36.271	206	30.233	180	220									

21 David Mengesdorf, DEU/ Frank Schmicler, DEU									theoretical besttime: 1:56.165								
1	1:59.924	52.263	168	36.807	199	30.854	183	187									
2	1:56.165	40.645	175	42.252	151	33.268	138	187									

22 Eduard Leganov, CZE/ Fabian Hamprecht, CZE									theoretical besttime: 1:44.918								
1	2:10.296	57.258	171	39.014	189	34.024	166	158	18	1:49.912	40.585	170	38.175	209	31.152	185	218
2	1:59.030	42.891	149	41.967	150	34.172	166	188	19	1:52.943	43.302	177	38.244	206	31.397	185	215
3	2:17.724	47.745	170	45.960	91	44.019	93	150	20	1:49.245	41.008	175	36.711	210	31.526	148	220
4	2:27.744	58.826	152	51.561	67	37.357	91	74	21	1:51.577	43.370	156	37.345	211	30.862	184	205
5	2:17.309	52.256	170	49.463	92	35.590	184	93	22	1:47.145	40.227	177	36.312	212	30.606	186	221
6	1:55.582	44.718	172	38.606	186	32.258	185	179	23	1:50.857	39.849	177	38.959	139	32.049	190	225
7	1:53.181	42.667	173	38.454		32.060	184	189	24	1:46.917	39.949	179	36.396	214	30.572	187	209
8	1:51.619	41.954	172	37.878	204	31.787	185	216	25	1:47.205	39.962	177	36.100	207	31.143	187	224
9	1:50.684	41.516	173	37.678	206	31.490	187	221	26	1:47.897	41.873	179	35.929	207	30.095	191	205
10	1:51.183	41.656	173	37.606	203	31.921	187	218	27	1:44.956	39.421	179	35.654	214	29.881	190	219



ADAC GT Masters



Lap analysis Race 1

Provisional

etropolis Motorsport Arena Oschersleben, Length: 3696 m

Air temperature: 7.1°C

Track temperature: 7.1°C

Weather condition: Wet



Reg. Nr.: 106/213

Saturday 27.4.2013 12:15

Lap	Time	SE1	SP1	SE2	SP2	SE3	SP3	TSP	Lap	Time	SE1	SP1	SE2	SP2	SE3	SP3	TSP
11	1:51.725	41.689	172	38.178	204	31.858	184	218	28	1:58.330	39.383	180	48.497	209	30.450	191	226
12	1:52.875	42.364	172	38.564	204	31.947	186	212	29	1:47.412	40.364	176	36.804	209	30.244	192	220
13	1:51.150	41.992	173	37.698	203	31.460	186	215	30	1:45.605	39.478		36.140	213	29.987	190	228
14	1:50.547	41.896	171	37.045	201	31.606	185	221	31	1:46.042	39.599	173	36.051	207	30.392	185	227
15	2:05.468	41.182	175	39.559	203	44.727		217	32	1:45.853	39.638	176	35.782	214	30.433	189	220
16	3:12.620	2:01.582	170	38.498	207	32.540	180										
17	1:49.950	41.579	177	36.770	209	31.601	186	209									

23 Lorenz Frey, CHE/ Gabriele Gardel, CHE

theoretical besttime: 1:43.953

1	2:08.012	55.570	168	39.076	194	33.366	173	168	18	1:46.467	40.159	175	36.373	212	29.935	187	214
2	2:00.371	44.052	130	42.165	151	34.154	162	161	19	1:46.177	39.941	176	36.055	213	30.181	184	217
3	2:17.607	47.721	167	45.642	88	44.244	91	142	20	1:45.330	39.866	176	35.706	213	29.758	187	218
4	2:27.767	58.653	144	51.613	74	37.501	87	80	21	1:45.592	39.749	175	35.959	213	29.884	184	222
5	2:17.084	51.790	146	49.778	94	35.516	184	100	22	1:45.802	39.619	177	36.068	211	30.115	187	217
6	1:51.095	41.953	173	37.793	207	31.349	185	195	23	1:45.137	39.776	177	35.701	213	29.660	187	213
7	1:52.289	42.840	172	37.838	204	31.611	185	205	24	1:45.028	39.496	178	35.888	214	29.644	186	220
8	1:51.226	42.295	173	37.694	207	31.237	187	193	25	1:44.906	39.558		35.701	214	29.647	187	214
9	1:49.479	41.335	174	37.330	213	30.814	187	208	26	1:44.552	39.563	178	35.507	214	29.482	188	220
10	1:51.635	41.496	174	38.891	203	31.248	186		27	1:44.232	39.381	178	35.533	214	29.318	188	222
11	1:49.697	40.895	176	37.198	198	31.604	185	208	28	1:44.806	39.244	176	35.874	213	29.688	188	217
12	1:50.796	41.238	173	38.035	209	31.523	185	196	29	1:44.848	39.403	176	35.766		29.679	187	224
13	2:01.904	41.562	174	37.727	211	42.615		213	30	1:47.883	40.163	176	37.279	207	30.441	186	216
14	3:09.402	1:58.294	154	38.905	183	32.203	184		31	1:45.688	40.155	174	35.716	213	29.817	186	195
15	1:49.332	41.642	175	37.006	211	30.684	183	195	32	1:44.671	39.477	176	35.391	215	29.803	187	212
16	1:47.742	40.990	175	36.367	211	30.385	185	186									
17	1:46.649	40.649		35.931	213	30.069	187	206									

26 Rahel Frey, CHE/ Markus Winkelhock, DEU

theoretical besttime: 1:42.572

1	2:00.541	51.733	172	37.231	195	31.577	185	166	18	1:45.700	39.442	169	36.076	210	30.182	183	213
2	1:56.337	41.611	171	41.460	147	33.266	140	178	19	1:44.863	39.513	173	35.513	205	29.837	187	220
3	2:20.807			95	45.306	89	150		20	1:45.064	39.279	171	35.670	209	30.115	186	220
4	2:28.090	57.942	154	52.443	103	37.705	108	81	21	1:44.674	39.430	174	35.557	210	29.687	186	224
5	2:17.345	50.375	150	53.437	77	33.533	185	102	22	1:43.751	38.905	176	35.268	209	29.578	187	222
6	1:48.801	41.321	173	36.861	205	30.619	186	195	23	1:43.357	38.653	178	35.218	210	29.486	187	226
7	1:48.019	40.837	172	36.417	207	30.765	184	205	24	1:43.088	38.561	177	35.115	212	29.412	187	226
8	1:47.019	40.578	172	36.064	210	30.377	186	209	25	1:42.753	38.403	176	34.955		29.395	186	227
9	1:46.759	40.718	171	36.106	210	29.935	187	214	26	1:43.142	38.833	176	34.820	212	29.489	187	225
10	1:45.787	40.019	170	35.719	211	30.049	186	224	27	1:43.183	38.611	178	35.115	212	29.457	188	226
11	1:46.523	39.953	173	36.194	210	30.376	187	225	28	1:43.651	38.661	178	35.379	212	29.611	186	226
12	1:46.957	40.677	174	36.097	211	30.183	187	222	29	1:43.694	38.843	176	35.373	212	29.478	188	225
13	1:56.844	40.294	172	36.342	209	40.208		208	30	1:43.967	39.276	172	35.329	210	29.362	188	226
14	3:09.208	2:02.450	173	36.369	201	30.389	184		31	1:43.302	38.709	176	35.244	211	29.349	187	227
15	1:46.541	40.537	171	35.893	210	30.111	185	221	32	1:43.093	38.696	176	34.928	213	29.469	185	226
16	1:47.624	39.700	174	38.041	208	29.883		222	33	1:43.674	38.884	176	35.236	211	29.554	185	227
17	1:45.048	39.398	175	35.421	212	30.229	186										

27 Christopher Mies, DEU/ Rene Rast, DEU

theoretical besttime: 1:41.724

1	1:56.510	49.800	171	36.009	212	30.701	186	177	18	1:43.465	38.597	179	35.204	208	29.664	189	226
2	1:54.352	41.181	176	41.165	138	32.006	152	202	19	1:44.285	38.632	176	35.942	211	29.711	189	227
3	2:21.862	45.057	134	52.714	97	44.091	68	125	20	1:43.011	38.976	178	34.844	212	29.191		224
4	2:28.109	58.995	114	51.387	110	37.727	106	66	21	1:42.351	38.425	177	34.939	213	28.987	189	226
5	2:18.991	51.880	116	53.431	78	33.680	185	94	22	1:42.658	38.603	178	34.954	213	29.101	189	227
6	1:47.501	41.016	170	36.404	212	30.081	188	219	23	1:41.977	38.295	179	34.654	213	29.028	190	227
7	1:48.910	40.900	176	36.434	209	31.576	185	208	24	1:41.986	38.401	178	34.595	213	28.990	190	227
8	1:46.423	40.191	176	35.814	212	30.418	185	209	25	1:42.488	38.520	179	34.773	209	29.195	190	226
9	1:46.091	39.933	176	35.954	211	30.204	187	210	26	1:43.212	38.740	177	34.729	214	29.743	186	223
10	1:46.135	40.119	176	35.937	208	30.079	187	211	27	1:42.174	38.250	178	34.925	213	28.999	189	226
11	1:46.998	40.177	177	36.455	209	30.366	187	213	28	1:42.022	38.254	180	34.665	213	29.103	190	226
12	1:48.311	40.326	177	36.375	210	31.610	179	206	29	1:41.863	38.169	179	34.734	214	28.960	189	228
13	1:55.552	40.196	178	36.672	208	38.684		210	30	1:43.491	38.460		35.444	208	29.587	189	228
14	2:56.835	1:50.032	176	36.499	210	30.304	188		31	1:44.863	38.759	177	36.073	207	30.031	188	228
15	1:44.303	39.313	176	35.516	212	29.474	188	220	32	1:43.689	39.246	175	35.174	213	29.269	189	227



ADAC GT Masters

Lap analysis Race 1

Provisional



etropolis Motorsport Arena Oschersleben, Length: 3696 m

Air temperature: 7.1°C

Track temperature: 7.1°C

Weather condition: Wet



Reg. Nr.: 106/213

Saturday 27.4.2013 12:15

Lap	Time	SE1	SP1	SE2	SP2	SE3	SP3	TSP	Lap	Time	SE1	SP1	SE2	SP2	SE3	SP3	TSP
16	1:43.297	38.773	177	35.140	212	29.384	189	226	33	1:44.099	39.213	174	35.462	214	29.424	185	227
17	1:43.039	38.362	179	35.235	212	29.442	188	227									

28 Christer Jöns, DEU/ Christian Mamerow, DEU

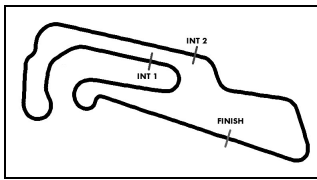
theoretical besttime: 1:41.723

1	1:57.027	50.224	170	36.387	207	30.416	187	174	18	1:45.760	40.642	177	35.352	211	29.766	184	221
2	1:57.811	41.443	174	42.809	164	33.559	157	204	19	1:44.355	38.914	177	35.455	211	29.986	181	223
3	2:20.879	43.410	150	52.928	92	44.541	98	146	20	1:44.435			210	29.920	182	222	
4	2:28.203	57.793	145	52.484	104	37.926	104	70	21	1:44.908	38.930	176	36.011	210	29.967	184	
5	2:17.514	50.564	163	53.909	70	33.041	184	110	22	1:44.627	39.089	173	35.760	210	29.778	184	224
6	1:47.318	40.051	175	36.713	207	30.554	186	201	23	1:44.273	39.039	178	35.785	210	29.449	188	225
7	1:47.931	40.521	173	36.254	208	31.156	183	203	24	1:44.655	38.858	178	35.960	209	29.837	188	225
8	1:47.380	40.739	171	36.161	209	30.480	184	197	25	1:43.795	38.141	178	36.179	210	29.475	186	227
9	1:45.691	39.651	176	35.789	208	30.251	187	198	26	1:42.448	37.981	179	35.202	210	29.265	186	226
10	1:46.470	40.341	175	35.672	205	30.457	186	205	27	1:42.032	38.081	178	34.735	211	29.216	187	226
11	1:46.334	39.854	176	36.201	202	30.279	187	196	28	1:41.875	37.887	177	34.775	211	29.213	188	226
12	1:47.476	40.131	175	36.475	208	30.870	183	204	29	1:43.070	38.363	180	35.606	212	29.101	189	227
13	1:47.020	39.942	174	36.986	209	30.092		211	30	1:43.509	38.276	180	35.685	209	29.548	187	228
14	1:55.917	39.576	172	36.904	210	39.437		219	31	1:43.193	38.884	173	34.974	212	29.335	188	227
15	2:58.958	1:51.679	176	36.495	209	30.784	184		32	1:42.965	38.756	176	35.006	212	29.203	188	228
16	1:46.277	39.893	171	36.251	209	30.133	183	224	33	1:43.417	38.968	177	35.010	210	29.439	188	
17	1:45.916	39.676	177	35.980	209	30.260	179	223									

100 Daniel Dobitsch, AUT/ Aditya Patel, IND

theoretical besttime: 1:42.983

1	2:03.411	53.861	171	37.865	182	31.685	186	152	18	1:54.429	39.422	177	35.794	212	39.213		225
2	2:01.077	43.014	144	43.424	134	34.639	134	184	19	3:02.383	1:55.036	174	36.455	210	30.892	187	
3	2:16.797	44.037	166	48.520	78	44.240	79	165	20	1:47.327	40.322	173	36.639		30.366	186	205
4	2:28.231	57.958		52.521	82	37.752	74	72	21	1:47.368	40.703	170	36.070	212	30.595	178	218
5	2:18.011	50.162	168	52.575	86	35.274	180	123	22	1:46.315	40.069	177	36.269	214	29.977	189	219
6	1:49.841	41.466	173	36.867	194	31.508	184	189	23	1:45.909	39.853	174	36.358		29.698	185	222
7	1:48.184	40.880		36.832	205	30.472	186	209	24	1:45.515	39.565	175	35.857	214	30.093	181	226
8	1:49.824	40.877	161	37.129	207	31.818	183	211	25	1:44.799	39.486	173	35.585	213	29.728	188	224
9	1:48.830	41.319	141	37.040	205	30.471	186	217	26	1:44.142	39.081	177	35.363	214	29.698	189	
10	1:47.865	41.007	173	36.417	208	30.441	187	221	27	1:44.552	39.356	176	35.475	213	29.721	187	228
11	1:46.774	40.191	175	36.195	207	30.388	184	223	28	1:43.738	38.840	176	35.483	215	29.415		228
12	1:47.171	39.951	175	36.721	203	30.499	184	223	29	1:44.896	39.586	173	36.058	214	29.252	189	228
13	1:46.659	39.980	176	36.441	207	30.238	185	222	30	1:44.536	38.997	174	36.150	215	29.389	190	229
14	1:46.105	39.740	176	36.295	212	30.070	186	223	31	1:43.630	39.176	175	35.037		29.417	187	229
15	1:46.517	40.114	177	35.978	199	30.425	184	222	32	1:43.278	39.022	175	35.150	214	29.106	187	228
16	1:45.652	39.658	175	35.925	208	30.069	186	222	33	1:43.458	38.941	176	35.312	214	29.205	188	228
17	1:45.622	39.613	176	35.901	212	30.108	185	225									



ADAC GT Masters

Vmax list Race 1

Provisional



etropolis Motorsport Arena Oschersleben, Length: 3696 m

Air temperature: 7.1°C

Track temperature: 7.1°C

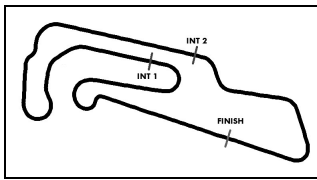
Weather condition: Wet



Reg. Nr.: 106/213

Saturday 27.4.2013 12:15

Nr	Team, Car, Driver, Nat	Top speed
3	Callaway Competition, Corvette Z06.R GT3 Wirth Andreas , DEU Hohenadel Christian , DEU	234.18 km/h
2	Callaway Competition, Corvette Z06.R GT3 Alessi Diego , ITA Keilwitz Daniel , DEU	232.76 km/h
10	Polarweiss Racing, Mercedes Benz SLS AMG GT3 Buhk Maximilian , DEU Götz Maximilian , DEU	231.86 km/h
17	Callaway Competition, Corvette Z06.R GT3 Lips Remo , CHE Marionneck Lennart , DEU	230.86 km/h
11	Polarweiss Racing, Mercedes Benz SLS AMG GT3 Afanasiev Sergey , RUS Simonsen Andreas , SWE	229.97 km/h
8	Tonino powered by Herberth Motorsport, Porsche 911 GT3 Renauer Robert , DEU Ragginger Martin , AUT	229.62 km/h
4	Team GW-Schütz, Porsche 911 GT3 R Engelhart Christian , DEU Armindo Nicolas , FRA	229.62 km/h
100	MS RACING, Audi R8 LMS Ultra Dobitsch Daniel , AUT Patel Aditya , IND	229.13 km/h
6	Farnbacher Racing, Porsche 911 GT3 R Frommenwiler Philipp , CHE Farnbacher Mario , DEU	228.45 km/h
1	MS RACING, Audi R8 LMS Ultra Stoll Florian , DEU Asch Sebastian , DEU	228.40 km/h
22	Team rhino's Leipert Motorsport, Lamborghini Gallardo FL Leganov Eduard , CZE Hamprecht Fabian , CZE	228.21 km/h
27	Prosperia C. Abt Racing, Audi R8 LMS Ultra Mies Christopher , DEU Rast Rene , DEU	228.11 km/h
14	Lambda Performance, Ford GT GT3 Verdonck Nico , BEL Kechele Frank , DEU	228.06 km/h
28	Prosperia C. Abt Racing, Audi R8 LMS Ultra Jöns Christer , DEU Mamerow Christian , DEU	227.63 km/h



ADAC GT Masters

Vmax list Race 1

Provisional



etropolis Motorsport Arena Oschersleben, Length: 3696 m

Air temperature: 7.1°C

Track temperature: 7.1°C

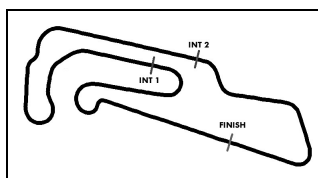
Weather condition: Wet



Reg. Nr.: 106/213

Saturday 27.4.2013 12:15

Nr	Team, Car, Driver, Nat	Top speed
5	Farnbacher Racing, Porsche 911 GT3 R Nielsen Christina , DNK Simonsen Allan , DNK	227.38 km/h
16	THE BOSS YACO Racing, Audi R8 LMS Ultra Geipel Philip , DEU Lunardi Dino , FRA	227.34 km/h
26	Prosperia C. Abt Racing, Audi R8 LMS Ultra Frey Rahel , CHE Winkelhock Markus , DEU	226.95 km/h
12	DB Motorsport, BMW Z4 GT3 Knap Simon , NLD den Boer Jeroen , NLD	225.38 km/h
7	Farnbacher Racing, Porsche 911 GT3 R Aeberhard Jürg , CHE Pivoda Tomas , CZE	225.00 km/h
23	Fischer Racing, Aston Martin V12 Vantage GT3 Frey Lorenz , CHE Gardel Gabriele , CHE	224.11 km/h
18	Callaway Competition, Corvette Z06.R GT3 Seiler Toni , CHE Kentenich Niclas , DEU	223.08 km/h
19	PIXUM Team Schubert, BMW Z4 GT3 Hürtgen Claudia , DEU Baumann Dominik , AUT	222.34 km/h
21	Team rhino's Leipert Motorsport, Lamborghini Gallardo FL1 Mengesdorf David , DEU Schmickler Frank , DEU	186.74 km/h
9	Tonino powered by Herberth Motorsport, Porsche 911 GT3 Bordeaux Rene , DEU Renauer Alfred , DEU	km/h
20	PIXUM Team Schubert, BMW Z4 GT3 Sandritter Max , DEU Müller Jörg , CHE	km/h



ADAC GT Masters

Pit stops Race 1

Provisional



etropolis Motorsport Arena Oschersleben, Length: 3696 m

Air temperature: 6.9°C

Track temperature: 7.1°C

Weather condition: Wet

DMSB Reg. Nr.: 106/213
Deutscher Motor Sport Bund e.V.

Saturday 27.4.2013 12:15

Nr	Driver in	Day time in	Time in	Driver out	Day time out	Time out	Nett Time
14	Nico Verdonck	12:40:12	25:20.492	Frank Kechele	12:41:29	26:36.898	1:16.406
27	Christopher Mies	12:40:14	25:21.935	Rene Rast	12:41:29	26:37.677	1:15.742
19	Claudia Hürtgen	12:40:14	25:22.780	Dominik Baumann	12:41:30	26:38.231	1:15.451
26	Rahel Frey	12:40:18	25:25.981	Markus Winkelhock	12:41:45	26:53.408	1:27.427
10	Maximilian Buhk	12:40:18	25:26.816	Maximilian Götz	12:41:34	26:42.631	1:15.815
5	Christina Nielsen	12:40:49	25:56.908	Allan Simonsen	12:42:07	27:15.236	1:18.328
23	Lorenz Frey	12:40:57	26:05.161	Gabriele Gardel	12:42:15	27:23.526	1:18.365
11	Sergey Afanasiev	12:41:58	27:06.015	Andreas Simonsen	12:43:15	28:23.661	1:17.646
4	Christian Engelhart	12:41:58	27:06.541	Nicolas Armindo	12:43:16	28:24.791	1:18.250
28	Christer Jöns	12:42:01	27:09.208	Christian Mamerow	12:43:17	28:25.120	1:15.912
8	Robert Renauer	12:43:23	28:31.018	Martin Ragginger	12:44:41	29:49.004	1:17.986
1	Florian Stoll	12:44:00	29:07.957	Sebastian Asch	12:45:16	30:24.770	1:16.813
22	Eduard Leganov	12:44:54	30:02.524	Fabian Hamprecht	12:46:17	31:25.828	1:23.304
3	Andreas Wirth	12:45:32	30:40.010	Christian Hohenadel	12:46:49	31:57.039	1:17.029
17	Remo Lips	12:47:27	32:35.560	Lennart Marioneck	12:48:46	33:54.485	1:18.925
2	Diego Alessi	12:47:31	32:39.423	Daniel Keilwitz	12:48:48	33:56.052	1:16.629
7	Jürg Aeberhard	12:47:46	32:54.672	Tomas Pivoda	12:49:04	34:12.384	1:17.712
6	Philipp Frommenwiler	12:48:48	33:56.579	Mario Farnbacher	12:50:05	35:13.085	1:16.506
16	Philip Geipel	12:48:55	34:03.706	Dino Lunardi	12:50:12	35:20.480	1:16.774
12	Simon Knap	12:49:14	34:22.601	Jeroen den Boer	12:50:34	35:42.872	1:20.271
100	Daniel Dobitsch	12:49:19	34:27.084	Aditya Patel	12:50:36	35:44.173	1:17.089
10	Maximilian Götz	12:53:59	39:07.859	Maximilian Götz	12:54:19	39:27.439	19.580
27	Rene Rast	13:18:16	1:03:24.066				
6	Mario Farnbacher	13:18:17	1:03:25.505				
8	Martin Ragginger	13:18:23	1:03:31.810				