



ADAC Formel Masters

Result List Qualifying



Provisional

DMSB Reg. Nr.: 107/213
Deutscher Motor Sport Bund e.V.

Saturday 27.4.2013 09:05

etropolis Motorsport Arena Oschersleben, Length: 3696 m

Air temperature: 5.5°C

Track temperature: 6.1°C

Weather condition: Wet

started : 21 classified : 19 not classified : 2

Competitor Drivers	Sponsor Car	Lap	Best Time	Gap	Diff	Kph	Day Time
1 15 ADAC Berlin-Brandenburg e.V. A.Picariello(BEL)	Formel ADAC powered by Volkswagen	17	1:44.819				9:42:34
2 16 Schiller Motorsport J.Kremer(DEU)	Formel ADAC powered by Volkswagen	14	1:45.469	0.650	0.650		9:36:41
3 9 ADAC Berlin-Brandenburg e.V. M.Günther(DEU)	Formel ADAC powered by Volkswagen	17	1:45.827	1.008	0.358		9:43:35
4 11 ADAC Berlin-Brandenburg e.V. H.Grapp(DEU)	Formel ADAC powered by Volkswagen	17	1:46.026	1.207	0.199		9:43:18
5 3 Lotus M.Jensen(DEU)	Formel ADAC powered by Volkswagen	12	1:46.615	1.796	0.589		9:36:40
6 7 Neuhauser Racing N.Beer(DEU)	Formel ADAC powered by Volkswagen	18	1:46.974	2.155	0.359		9:42:58
7 2 Lotus C.O'Keeffe(RSA)	Formel ADAC powered by Volkswagen	16	1:47.065	2.246	0.091		9:43:11
8 10 ADAC Berlin-Brandenburg e.V. K.Schramm(DEU)	Formel ADAC powered by Volkswagen	16	1:47.802	2.983	0.737		9:41:58
9 6 Neuhauser Racing M.Dienst(DEU)	ADAC Nordbaden e.V. Formel ADAC powered by Volkswagen	18	1:48.165	3.346	0.363		9:44:12
10 4 Lotus B.Visser(NLD)	Formel ADAC powered by Volkswagen	16	1:48.560	3.741	0.395		9:43:10
11 8 Neuhauser Racing S.Riener(AUT)	Formel ADAC powered by Volkswagen	16	1:49.186	4.367	0.626		9:41:07
12 5 Lotus I.Dontje(NLD)	Formel ADAC powered by Volkswagen	13	1:49.225	4.406	0.039		9:38:41
13 14 ADAC Berlin-Brandenburg e.V. G.Maggi(CHE)	Formel ADAC powered by Volkswagen	14	1:49.583	4.764	0.358		9:39:41
14 23 JBR Motorsport & Engineering GmbH H.Utsch(DEU)	Formel ADAC powered by Volkswagen	16	1:49.628	4.809	0.045		9:43:16
15 17 Schiller Motorsport F.Schiller(DEU)	Formel ADAC powered by Volkswagen	15	1:50.589	5.770	0.961		9:40:00
16 27 KUG Motorsport F.Herzog(DEU)	Formel ADAC powered by Volkswagen	12	1:50.981	6.162	0.392		9:33:51
17 26 KUG Motorsport R.Boschung(CHE)	Formel ADAC powered by Volkswagen	6	1:51.222	6.403	0.241		9:19:38
18 19 KSW Motorsport K.Giersiepen(DEU)	ADAC Westfalen Team Sport Formel ADAC powered by Volkswagen	11	1:53.523	8.704	2.301		9:33:58
19 24 KUG Motorsport S.Kox(NLD)	Formel ADAC powered by Volkswagen	8	1:54.946	10.127	1.423		9:23:15
not classified							
22 JBR Motorsport & Engineering GmbH B.Gentgen(DEU)	ADAC Nordrhein e.V. Formel ADAC powered by Volkswagen	2	1:57.142	12.323	2.196		9:09:35
20 KSW Motorsport M.Gatz(DEU)	ADAC Westfalen Team Sport Formel ADAC powered by Volkswagen	0					

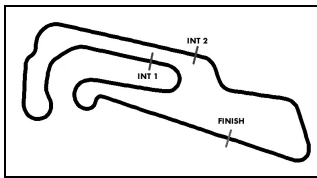
Qualifying Time: 1:55.908 MIN LAPS : 2 Percent: 110%

Subject to final scrutineering!

Publications Time:

Clerk of the course:

Time Keeping:



ADAC Formel Masters

Lap analysis Qualifying



Provisional

etropolis Motorsport Arena Oschersleben, Length: 3696 m

Air temperature: 5.5°C

Track temperature: 6.1°C

Weather condition: Wet



Reg. Nr.: 107/213

Saturday 27.4.2013 09:05

Lap	Time	SE1	SP1	SE2	SP2	SE3	SP3	TSP	Lap	Time	SE1	SP1	SE2	SP2	SE3	SP3	TSP
2 Callan O'Keeffe, RSA ,									theoretical besttime: 1:46.917								
1	3:32.726	2:18.097	130	41.286	134	33.343	161		10	1:49.766	40.929	158	37.111	183	31.726	165	190
2	1:55.159	42.594	150	37.438	145	35.127	147	174	11	1:48.443	41.025	158	36.640	182	30.778	165	191
3	2:21.966	43.576	108	44.981	124	53.409		167	12	1:49.697	41.457	158	37.490	181	30.750	165	190
4	5:38.969	4:28.701	142	38.897	154	31.371	164		13	1:48.005	40.406	158	36.773	182	30.826	166	190
5	1:55.827	40.979	156	43.588	162	31.260	163	189	14	1:51.485	41.402	151	39.546	182	30.537	165	190
6	1:50.418	41.539	144	37.773	170	31.106	164	188	15	2:03.529	40.152	159	51.353	131	32.024	166	190
7	1:59.355	41.121	148	42.783	128	35.451	164	190	16	1:47.065	40.300	159	36.513	182	30.252	166	191
8	2:13.478	44.910	120	41.403	154	47.165		172	17					180			191
9	3:46.096	2:37.791	152	37.512	172	30.793	165										

Lap	Time	SE1	SP1	SE2	SP2	SE3	SP3	TSP	Lap	Time	SE1	SP1	SE2	SP2	SE3	SP3	TSP
3 Mikkel Jensen, DEU ,									theoretical besttime: 1:46.565								
1	3:29.535	2:14.059	118	42.441	147	33.035	159		10	1:46.935	40.259	159	36.227	182	30.449	164	190
2	1:52.447	41.756	153	37.387	169	33.304	161	175	11	1:50.084	40.206	157	39.276	155	30.602	165	189
3	2:09.725	40.953	154	43.093	126	45.679		186	12	1:46.615	40.163	157	36.246	182	30.206	165	190
4	5:52.765	4:42.738	135	38.587	162	31.440	162		13	1:48.074	40.146	158	36.637	170	31.291	164	190
5	1:48.117	40.659	156	36.510	180	30.948	163	188	14	1:46.916	40.176	158	36.415	183	30.325	164	190
6	2:06.982	54.171	87	40.824	152	31.987	164	187	15	2:02.630	50.534	124	40.782	142	31.314	165	190
7	1:50.337	41.382	157	38.182	167	30.773	163	189	16	1:47.448	40.166		36.213	183	31.069	160	191
8	2:06.631	43.973	130	39.103	153	43.555		178	17		41.998	150	36.976	179			175
9	5:00.124	3:48.524	137	38.273	151	33.327	164										

Lap	Time	SE1	SP1	SE2	SP2	SE3	SP3	TSP	Lap	Time	SE1	SP1	SE2	SP2	SE3	SP3	TSP
4 Beitske Visser, NLD ,									theoretical besttime: 1:48.200								
1	3:08.143	1:52.383	128	41.998	140	33.762	160		10	1:51.885	42.917	156	37.768	180	31.200	163	181
2	1:57.130				174	34.556	161	163	11	1:49.659	41.472	156	36.983	182	31.204	164	190
3	2:16.295	42.312	154	42.300	138	51.683		185	12	1:51.462	42.359	157	38.021	181	31.082	166	174
4	4:54.417	3:42.910	154	39.261	178	32.246	163		13	1:49.314	41.227	157	37.138	182	30.949	166	191
5	2:02.351	42.018	155	48.065	177	32.268	163	183	14	1:50.207	41.718	154	37.766	181	30.723	165	180
6	1:52.224	42.203	155	38.324	181	31.697	164	186	15	1:50.059	40.802	158	38.298	181	30.959	164	190
7	1:50.984	41.785	156	37.865	180	31.334	165	190	16	1:48.560	41.162	156	36.890	181	30.508	166	190
8	2:08.035	41.234	157	39.170	165	47.631		190	17		41.711	156	38.197	180			
9	5:09.439	3:54.551	154	42.582	145	32.306	163										

Lap	Time	SE1	SP1	SE2	SP2	SE3	SP3	TSP	Lap	Time	SE1	SP1	SE2	SP2	SE3	SP3	TSP
5 Indy Dontje, NLD ,									theoretical besttime: 1:48.843								
1	2:54.445	1:37.542	116	43.281	136	33.622	149		10	1:52.422	41.986	156	38.921	181	31.515	163	190
2	1:54.813	43.497	152	38.642	176	32.674	159	177	11	1:51.030	41.305	156	38.239	180	31.486	163	190
3	2:09.785	42.212		38.300	177	49.273		184	12	1:49.918	41.504	156	37.535	181	30.879	164	190
4	5:19.634	4:08.828	154	38.710	178	32.096	160		13	1:49.225	41.233	156	37.063	182	30.929	164	191
5	1:51.652	41.879	154	38.266	179	31.507	161	187	14	1:50.791	41.018	156	38.776	173	30.997	164	191
6	2:13.278	1:01.513	121	40.117	181	31.648	164	187	15	1:49.898	41.742	154	37.269	182	30.887	164	191
7	2:00.100	42.349	153	45.941	168	31.810	163	185	16	1:59.070	40.901	156	45.807	179	32.362	164	191
8	2:13.351	43.283	137	42.172	133	47.896		189	17		43.018	156	38.712	174			162
9	5:41.607	4:30.978	140	38.671	181	31.958	163										

Lap	Time	SE1	SP1	SE2	SP2	SE3	SP3	TSP	Lap	Time	SE1	SP1	SE2	SP2	SE3	SP3	TSP
6 Marvin Dienst, DEU ,									theoretical besttime: 1:47.995								
1	2:24.783	1:08.016	119	42.816	124	33.951	147		11	4:05.780	2:57.359	154	37.189	179	31.232	162	
2	1:58.484	46.376	149	39.284	171	32.824	161	145	12	1:49.770	41.772	155	36.868	179	31.130	164	188
3	1:55.228	44.292	155	38.161	171	32.775	161	161	13	2:42.546	41.108	156	1:30.006	178	31.432	163	189
4	2:17.623	44.932	135	41.150	167	51.541		179	14	1:49.135	41.624	155	36.832	179	30.679	165	189
5	3:29.302	2:19.313	155	38.259	178	31.730	163		15	1:48.610	41.182	155	36.425	179	31.003	165	191
6	1:51.361	42.192	156	37.414	179	31.755	164	188	16	1:48.992	41.858	157	36.403	180	30.731	163	190
7	1:50.112	41.850	155	37.004	181	31.258	164	191	17	1:48.771	41.303	156	36.759	181	30.709	165	191
8	1:49.826	41.500	156	36.932	180	31.394	162	190	18	1:48.165	41.278	157	36.389	180	30.498	164	192
9	1:49.817	41.747	156	37.004	181	31.066	162	190	19		41.891	151	37.870	178			185
10	2:04.381	41.769	153	38.120	171	44.492		181									



ADAC Formel Masters

Lap analysis Qualifying



Provisional

etropolis Motorsport Arena Oschersleben, Length: 3696 m

Air temperature: 5.5°C

Track temperature: 6.1°C

Weather condition: Wet



Reg. Nr.: 107/213

Saturday 27.4.2013 09:05

Lap	Time	SE1	SP1	SE2	SP2	SE3	SP3	TSP	Lap	Time	SE1	SP1	SE2	SP2	SE3	SP3	TSP
7 Nicolas Beer, DEU ,									theoretical besttime: 1:46.901								
1	2:18.432	1:05.154	148	40.482	149	32.796	159		11	3:53.724	2:45.999		37.125	181	30.600	163	
2	1:53.042	42.759	153	37.767	177	32.516	161	185	12	1:49.801	41.319	157	37.637	182	30.845	163	189
3	2:02.636	41.469	155	48.674	152	32.493	160	187	13	1:48.235	40.985	158	36.590	184	30.660	162	191
4	2:09.458	43.735	155	39.708	151	46.015		162	14	1:48.278	40.762	158	36.881	182	30.635	165	190
5	3:40.440	2:30.438	154	37.925	176	32.077	162		15	1:48.309	40.493	157	36.879	183	30.937	165	191
6	1:50.327	41.301	156	37.728	180	31.298	164	189	16	1:47.608	40.654	158	36.656	180	30.298	164	192
7	1:48.902	40.850	156	36.933	181	31.119	165	191	17	1:47.113	40.452	159	36.511	180	30.150	163	191
8	1:48.294	40.289	157	36.944	181	31.061	165	191	18	1:46.974	40.362	159	36.477	179	30.135	164	190
9	1:48.007	40.547	158	36.669	182	30.791	163	191	19		41.986	157	38.098	167			189
10	2:09.239	43.731	139	40.031	150	45.477		174									

8 Stefan Riener, AUT ,									theoretical besttime: 1:48.929								
1	2:20.036	1:06.147	142	40.772	152	33.117	160		10	5:07.206	3:57.405	154	38.349	177	31.452	164	
2	1:54.999	43.529	152	38.828	173	32.642	162	167	11	1:50.739	42.593	155	37.169	180	30.977	161	179
3	1:56.087	44.159	151	38.902	162	33.026	162	175	12	1:50.700	41.966	156	37.543	180	31.191	164	184
4	2:06.870	45.387	154	38.772	170	42.711		136	13	1:50.905	42.302	154	37.403	181	31.200	165	187
5	3:48.398	2:37.005	151	38.850	142	32.543	159		14	1:50.960	41.223	155	38.482	181	31.255	165	192
6	1:51.380	42.451	155	37.404	178	31.525	164	178	15	1:49.801	41.477	157	37.587	182	30.737	166	191
7	2:05.103	42.096	156	51.720	175	31.287	164	186	16	1:49.186	41.192	156	37.173	182	30.821	162	191
8	1:51.822	42.392	155	38.059	179	31.371	165	179	17	1:49.222	41.286	158	37.368	180	30.568	164	190
9	2:03.969	41.720	155	38.145	181	44.104		190	18		42.879	156	37.992	178			163

9 Maximilian Günther, DEU ,									theoretical besttime: 1:45.718								
1	2:30.695	1:11.876	119	43.695	165	35.124	146		10	5:54.974				180	30.301	165	
2	2:01.840	43.966	149	39.524	139	38.350	162	161	11	1:46.380	40.467	158	35.981	183	29.932	165	191
3	1:50.698	41.547	157	37.219	181	31.932	163	189	12	1:47.386	40.619	158	36.579	181	30.188	167	191
4	2:20.624	46.026	112	43.236	123	51.362		180	13	1:47.061	41.132	143	35.889	180	30.040	166	194
5	3:52.443	2:34.983	128	46.439	158	31.021	164		14	1:45.908	40.507	159	35.724	183	29.677	166	192
6	1:49.694	40.818	156	37.361	176	31.515	165	190	15	1:45.842	40.357	158	35.686	184	29.799	167	192
7	1:55.464	43.321	136	39.274	179	32.869	162	191	16	1:47.454	40.584	160	37.149	183	29.721	166	194
8	1:49.601	41.270	157	37.833	182	30.498	166	192	17	1:45.827	40.355	159	35.756	183	29.716	166	193
9	2:03.362	40.902	158	37.365	184	45.095		192	18		40.394	158	36.515	183			192

10 Kim Luis Schramm, DEU ,									theoretical besttime: 1:47.324								
1	2:29.223	1:13.831	149	41.815	167	33.577	160		10	5:39.445	4:31.548		37.004	179	30.893	163	
2	1:54.614	42.989	154	38.795	179	32.830	162	186	11	1:48.679	41.159	156	36.357	180	31.163	162	188
3	1:52.512	42.052	155	37.740	170	32.720	162	187	12	2:11.794	40.626	156	58.245	152	32.923	163	189
4	2:15.926	45.201	115	41.263	163	49.462		158	13	1:51.576	43.567	154	36.930	179	31.079	164	188
5	3:53.177	2:41.978	153	39.009	171	32.190	161		14	1:48.176	40.706		36.583	180	30.887	164	189
6	1:51.139	41.806	154	37.669	178	31.664	163	187	15	1:48.219	40.821	157	36.242	180	31.156	164	189
7	1:50.178	41.394	154	37.091	181	31.693	163	188	16	1:47.802	40.701	158	36.490	180	30.611	165	189
8	1:48.973	40.471	156	36.990	179	31.512	164	189	17	1:48.271	40.533	157	36.727	179	31.011	165	190
9	2:06.865	41.290	157	38.329	180	47.246		189	18		42.282	156	37.389	179			161

11 Hendrik Grapp, DEU ,									theoretical besttime: 1:45.923								
1	2:25.852	1:13.050	148	40.547	173	32.255	157		10	5:56.322	4:47.639	155	37.785	178	30.898	164	
2	1:50.925	42.305	152	37.149	178	31.471	162	183	11	1:47.539	40.907	157	36.169	181	30.463	163	190
3	1:53.317	41.883	153	38.521	166	32.913	147	177	12	1:47.739	40.438	156	37.108	178	30.193	162	191
4	2:04.640	43.108	154	38.312	155	43.220		170	13	1:47.666	41.415	154	36.043	181	30.208	164	190
5	4:07.958	2:58.992	151	37.752	177	31.214	162		14	1:47.843	41.804	157	35.980	182	30.059	164	191
6	1:48.811	41.596	156	36.521	180	30.694	163	189	15	1:47.165	40.485	156	35.629	182	31.051	163	191
7	1:49.546	41.020	157	37.537	181	30.989	159	190	16	1:46.666	40.668	158	35.652	182	30.346	164	191
8	1:47.995	40.719	157	36.672	181	30.604	163	188	17	1:46.026	40.315	159	35.732	182	29.979	164	192
9	2:02.556	40.918	155	36.797	180	44.841		190	18					160			192



ADAC Formel Masters



Lap analysis Qualifying

Provisional

etropolis Motorsport Arena Oschersleben, Length: 3696 m

Air temperature: 5.5°C

Track temperature: 6.1°C

Weather condition: Wet



Reg. Nr.: 107/213

Saturday 27.4.2013 09:05

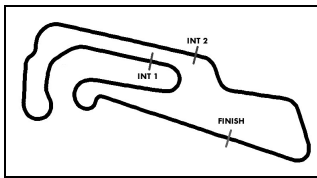
Lap	Time	SE1	SP1	SE2	SP2	SE3	SP3	TSP	Lap	Time	SE1	SP1	SE2	SP2	SE3	SP3	TSP
14	Giorgio Maggi, CHE ,								theoretical besttime: 1:49.020								
1	2:39.181	1:20.639	126	43.999	133	34.543	155		10	1:50.545	42.037	152	37.261	175	31.247	161	180
2	1:57.238	45.906	147	39.234	171	32.098	161	131	11	1:50.798	42.028	155	37.198	174	31.572	163	171
3	2:08.202	43.201	152	38.728	160	46.273		156	12	1:50.522	42.292	153	37.059	179	31.171	162	169
4	5:41.631	4:30.542	146	38.585	172	32.504	160		13	1:55.565	44.857	133	39.154	162	31.554	162	155
5	1:52.859	42.663	152	38.141	174	32.055	159	168	14	1:49.583	41.406	154	37.392	179	30.785	163	188
6	1:52.307	42.593	152	38.078	175	31.636	161	179	15	1:49.805	41.867	154	37.026	180	30.912	162	188
7	1:51.259	42.359	152	37.753	178	31.147	160	178	16	1:50.635	42.605	155	37.442	180	30.588	163	188
8	2:09.291	42.512	154	37.698	167	49.081		174	17		40.730	153	38.040	148			183
9	5:12.618	4:03.659	145	37.776	178	31.183	161										

15	Alessio Picariello, BEL ,								theoretical besttime: 1:44.494								
1	2:34.395	1:25.059	152	38.226	178	31.110	163		11	1:46.632	40.028	159	35.830	187	30.774	165	192
2	1:49.049	41.185	156	36.928	181	30.936	165	177	12	1:45.789	40.005	160	36.051	183	29.733	166	191
3	1:48.954	40.803	157	36.522	181	31.629	165	192	13	1:45.822	40.204	159	35.766	183	29.852	166	192
4	2:06.919	44.548	147	39.091	172	43.280		131	14	1:44.976	39.942	159	35.384	183	29.650	166	192
5	4:23.644	3:16.930	157	36.454	181	30.260	165		15	1:45.108	39.900	158	35.404	183	29.804	166	192
6	1:47.553	41.182	158	36.204	183	30.167	165	192	16	1:45.000	39.877	159	35.383	185	29.740	167	192
7	1:47.682	40.575	149	37.170	182	29.937	164	192	17	1:44.819	39.739	159	35.105	184	29.975	165	193
8	1:45.227	39.936	159	35.490	185	29.801	166	191	18	1:45.329	39.934	160	35.507	185	29.888	167	193
9	2:00.542	39.969	159	37.790	183	42.783		194	19		40.631	159	36.193	180			176
10	5:12.357	4:06.449	158	35.795	184	30.113	166										

16	Jason Kremer, DEU ,								theoretical besttime: 1:45.311								
1	2:05.407	54.428	146	39.055	171	31.924	158		11	5:03.138	3:57.279	157	35.857	183	30.002	164	
2	1:50.125	41.874	156	37.217	182	31.034	163	176	12	1:46.259	40.048	158	36.152	182	30.059	165	190
3	1:50.230	40.846	157	37.034	145	32.350	163	189	13	1:48.455	39.812	159	38.034	160	30.609	165	190
4	2:08.113	42.126	138	40.350	146	45.637		189	14	1:45.469	39.809	159	35.609	182	30.051	164	190
5	4:01.970	2:54.695	157	36.618	182	30.657	162		15	1:53.447	39.752	159	43.602	182	30.093	165	190
6	1:52.736	46.018	157	36.378	182	30.340	164	189	16	1:51.900	39.765	159	41.874	182	30.261	163	190
7	1:47.099	40.451	157	36.196	182	30.452	163	190	17	1:46.604	40.480	155	36.174	182	29.950	165	190
8	1:47.333	41.043	158	36.143	182	30.147	164	189	18	1:45.911	39.864	160	36.012	182	30.035	164	190
9	1:48.804	39.890	159	38.013	181	30.901	164	190	19		41.455	150	37.893	179			189
10	2:06.965	43.187	140	38.870	150	44.908		164									

17	Fabian Schiller, DEU ,								theoretical besttime: 1:49.663								
1	2:11.199	57.968	151	40.204	176	33.027	161		10	4:51.906	3:42.595	156	38.109	181	31.202	165	
2	1:52.950	42.696	155	38.202	180	32.052	163	189	11	1:51.618	42.064	154	37.913	183	31.641	164	193
3	2:34.421	51.213	154	39.581	171	1:03.627	71	191	12	1:51.256	42.283	157	37.497	182	31.476	164	191
4	2:27.365	53.643	100	45.991	138	47.731		104	13	2:05.802	56.202	134	38.636	181	30.964	165	193
5	3:36.505	2:26.011	155	38.342	176	32.152	162		14	2:00.440	51.440	156	37.407	181	31.593	165	192
6	1:53.348	42.861	155	38.551	180	31.936	161	192	15	1:50.589	41.827	157	37.179	183	31.583	164	191
7	1:52.379	42.752	152	37.887	183	31.740	162	191	16	1:51.647	41.730	154	38.663	181	31.254	166	192
8	1:52.396	42.370	157	37.879	180	32.147	163	188	17		41.520	158	51.153	148			194
9	2:08.481	41.807	157	39.027	128	47.647		191									

19	Kim Alexander Giersiepen, DEU ,								theoretical besttime: 1:53.154								
1	2:42.451				154	34.214	158		9	4:28.521	3:16.597	153	39.245	174	32.679	159	
2	1:56.043	44.220	149	39.700	175	32.123	161	180	10	1:56.646	43.780	154	39.463	161	33.403	159	177
3	2:10.831	43.568	151	38.982	173	48.281		187	11	1:53.523	42.876	155	38.269	176	32.378	160	186
4	5:50.842	4:36.957	147	41.349	172	32.536	159		12	1:54.236	43.628	149	38.437	161	32.171	163	185
5	1:57.605	43.708	152	40.719	173	33.178	158	184	13	1:53.960	42.762	153	38.494	175	32.704	158	188
6	1:56.485	43.591	140	39.744	177	33.150	157	185	14	2:07.423	43.385	154	43.271	171	40.767		186
7	1:54.601	43.382	153	38.358	176	32.861	162	186	15	2:39.264	1:27.017	153	39.113	176	33.134	154	
8	2:11.474	44.219	139	41.040	147	46.215		186	16		43.365	153	39.728	171			183



ADAC Formel Masters

Lap analysis Qualifying

Provisional



etropolis Motorsport Arena Oschersleben, Length: 3696 m

Air temperature: 5.5°C

Track temperature: 6.1°C

Weather condition: Wet

DMSB Reg. Nr.: 107/213
Deutscher Motor Sport Bund e.V.

Saturday 27.4.2013 09:05

Lap	Time	SE1	SP1	SE2	SP2	SE3	SP3	TSP	Lap	Time	SE1	SP1	SE2	SP2	SE3	SP3	TSP
20	Martin Gatz, DEU ,								theoretical besttime: 1:38.757								
1	2:33.622				138	33.841	153		2		45.337	150	53.420	169			150

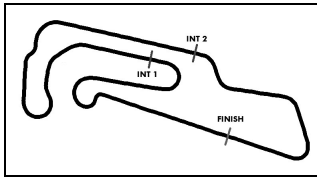
22	Benedikt Gentgen, DEU ,								theoretical besttime: 1:54.455								
1	2:38.706	1:22.384	107	41.914	151	34.408	155		3		42.856	151					161
2	1:57.142	45.543	132	38.967	175	32.632	160	138									

23	Hannes Utsch, DEU ,								theoretical besttime: 1:49.453								
1	2:58.678	1:38.820	106	45.268	116	34.590	158		10	1:55.486	44.943	148	38.915	173	31.628	160	167
2	2:00.004	45.664	119	40.464	172	33.876	160	130	11	1:51.162	42.111	154	37.667	177	31.384	160	179
3	2:10.792	43.455	153	40.142	125	47.195		176	12	1:50.643	41.740	154	37.661	178	31.242	161	186
4	5:23.608	3:58.689	88	50.370	89	34.549	158		13	1:51.038	41.443	155	37.691	173	31.904	156	187
5	1:53.677				176	32.866	162	182	14	1:49.920	41.322	154	37.646	177	30.952	161	185
6	1:55.635	43.119	129	40.054	168	32.462	159	182	15	1:49.901	41.318	155	37.449	177	31.134	161	186
7	1:54.004	42.487	153	39.252	177	32.265	160	186	16	1:49.628	41.205	155	37.296	177	31.127	162	187
8	2:07.673	42.796	153	40.099	143	44.778		186	17					177			187
9	4:54.522	3:43.042	153	38.551	174	32.929	151										

24	Stephane Kox, NLD ,								theoretical besttime: 1:54.946								
1	2:22.397	1:04.661	121	43.752	151	33.984	148		5	3:48.291	2:31.913	140	41.806	148	34.572	163	
2	2:01.358	46.945	146	40.258	164	34.155	141	153	6	1:56.328	43.686	155	39.345	182	33.297	162	190
3	1:58.067	45.780	155	39.221	182	33.066	163	173	7	1:56.550	44.144	143	39.668	172	32.738	163	190
4	2:17.992				141	50.580		165	8	1:54.946	43.616	155	38.866	183	32.464	165	189

26	Ralph Boschung, CHE ,								theoretical besttime: 1:50.850								
1	2:13.399	1:00.442	134	39.776	171	33.181	157		5	4:38.935	3:28.504	157	37.850	180	32.581	159	
2	1:54.140	42.978	150	38.532	177	32.630	161	185	6	1:51.222	42.051	154	37.530	182	31.641	163	189
3	1:53.215	42.188	154	37.577	177	33.450	162	186	7	1:51.641	42.533	155	37.500	182	31.608	163	187
4	2:07.938	45.140	143	40.910	145	41.888		162	8		41.742	157					189

27	Florian Herzog, DEU ,								theoretical besttime: 1:50.200								
1	2:18.003	1:01.110	130	42.743	159	34.150	157		10	4:21.046	3:10.431	153	38.219	178	32.396	162	
2	1:56.253	44.737	152	38.679	178	32.837	161	166	11	1:51.388	42.303	155	37.743	180	31.342	163	191
3	1:56.235	43.892	153	38.665	169	33.678	161	185	12	1:50.981	41.842	156	37.839	182	31.300	163	190
4	2:23.362	52.277	140	41.061	168	50.024		144	13	1:54.726	41.942	156	41.376	181	31.408	164	189
5	4:26.516	3:14.989	153	38.960	180	32.567	162		14	1:54.656	41.949		37.774	182	34.933	164	190
6	1:54.212	43.470	153	38.467	180	32.275	163	188	15	1:51.793	41.738	154	38.665	184	31.390	164	190
7	1:53.948	43.493	154	38.598	180	31.857	163	188	16	2:03.040	41.606	156	37.294	182	44.140	149	190
8	1:53.011	42.637	154	38.089	180	32.285	162	190	17		43.021	155	38.312	182			184
9	2:06.509	42.511	155	39.547	179	44.451		188									



ADAC Formel Masters

Vmax list Qualifying

Provisional



etropolis Motorsport Arena Oschersleben, Length: 3696 m

Air temperature: 5.5°C

Track temperature: 6.1°C

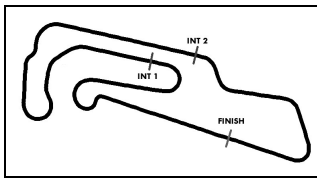
Weather condition: Wet



Reg. Nr.: 107/213

Saturday 27.4.2013 09:05

Nr	Team, Car, Driver, Nat	Top speed
9	Mücke-Motorsport, Formel ADAC powerd by Volkswagen Günther Maximilian , DEU	193.82 km/h
15	Mücke-Motorsport, Formel ADAC powerd by Volkswagen Picariello Alessio , BEL	193.54 km/h
17	Schiller Motorsport, Formel ADAC powerd by Volkswagen Schiller Fabian , DEU	193.51 km/h
11	Mücke-Motorsport, Formel ADAC powerd by Volkswagen Grapp Hendrik , DEU	191.95 km/h
7	Neuhauser Racing, Formel ADAC powerd by Volkswagen Beer Nicolas , DEU	191.85 km/h
6	Neuhauser Racing, Formel ADAC powerd by Volkswagen Dienst Marvin , DEU	191.67 km/h
8	Neuhauser Racing, Formel ADAC powerd by Volkswagen Riener Stefan , AUT	191.57 km/h
2	Lotus, Formel ADAC powerd by Volkswagen O'Keeffe Callan , RSA	191.43 km/h
27	KUG Motorsport, Formel ADAC powerd by Volkswagen Herzog Florian , DEU	191.33 km/h
5	Lotus, Formel ADAC powerd by Volkswagen Dontje Indy , NLD	191.23 km/h
3	Lotus, Formel ADAC powerd by Volkswagen Jensen Mikkel , DEU	191.06 km/h
4	Lotus, Formel ADAC powerd by Volkswagen Visser Beitske , NLD	190.55 km/h
10	Mücke-Motorsport, Formel ADAC powerd by Volkswagen Schramm Kim Luis , DEU	190.48 km/h
16	Schiller Motorsport, Formel ADAC powerd by Volkswagen Kremer Jason , DEU	190.45 km/h
24	KUG Motorsport, Formel ADAC powerd by Volkswagen Kox Stephane , NLD	190.15 km/h
26	KUG Motorsport, Formel ADAC powerd by Volkswagen Boschung Ralph , CHE	189.17 km/h
14	Mücke-Motorsport, Formel ADAC powerd by Volkswagen Maggi Giorgio , CHE	188.21 km/h
19	KSW Motorsport, Formel ADAC powerd by Volkswagen Giersiepen Kim Alexander , DEU	187.91 km/h
23	JBR Motorsport & Engineering GmbH, Formel ADAC power Utsch Hannes , DEU	187.29 km/h
22	JBR Motorsport & Engineering GmbH, Formel ADAC power Gentgen Benedikt , DEU	161.23 km/h
20	KSW Motorsport, Formel ADAC powerd by Volkswagen Gatz Martin , DEU	150.10 km/h



ADAC Formel Masters

Result List Qualifying 2nd Best



Provisional

etropolis Motorsport Arena Oschersleben, Length: 3696 m

Air temperature: 5.7°C

Track temperature: 6.4°C

Weather condition: Dry



Reg. Nr.: 107/213

Saturday 27.4.2013 09:05

started : **classified :** **not classified :**

	Drivers	Sponsor	Car	Lap	Best Time	Gap	Diff	Kph	Day Time
1	15 A.Picariello		Formel ADAC powerd by Volksw.	14	1:44.976			126.7	9:37:19
2	9 M.Günther		Formel ADAC powerd by Volksw.	15	1:45.842	0.866	0.866	125.7	9:40:01
3	16 J.Kremer		Formel ADAC powerd by Volksw.	18	1:45.911	0.069	0.935	125.6	9:43:59
4	11 H.Grapp		Formel ADAC powerd by Volksw.	16	1:46.666	0.755	1.690	124.7	9:41:32
5	3 M.Jensen		Formel ADAC powerd by Volksw.	14	1:46.916	0.250	1.940	124.4	9:40:15
6	7 N.Beer		Formel ADAC powerd by Volksw.	17	1:47.113	0.197	2.137	124.2	9:41:11
7	2 C.O'Keeffe		Formel ADAC powerd by Volksw.	13	1:48.005	0.892	3.029	123.2	9:37:29
8	10 K.Schramm		Formel ADAC powerd by Volksw.	14	1:48.176	0.171	3.200	123.0	9:38:22
9	6 M.Dienst	ADAC Nordbaden e.V.	Formel ADAC powerd by Volksw.	15	1:48.610	0.434	3.634	122.5	9:38:46
10	8 S.Riener		Formel ADAC powerd by Volksw.	17	1:49.222	0.612	4.246	121.8	9:42:57
11	4 B.Visser		Formel ADAC powerd by Volksw.	13	1:49.314	0.092	4.338	121.7	9:37:41
12	14 G.Maggi		Formel ADAC powerd by Volksw.	15	1:49.805	0.491	4.829	121.2	9:41:31
13	5 I.Dontje		Formel ADAC powerd by Volksw.	15	1:49.898	0.093	4.922	121.1	9:42:21
14	23 H.Utsch		Formel ADAC powerd by Volksw.	15	1:49.901	0.003	4.925	121.1	9:41:26
15	17 F.Schiller		Formel ADAC powerd by Volksw.	12	1:51.256	1.355	6.280	119.6	9:34:03
16	27 F.Herzog		Formel ADAC powerd by Volksw.	11	1:51.388	0.132	6.412	119.5	9:32:00
17	26 R.Boschung		Formel ADAC powerd by Volksw.	7	1:51.641	0.253	6.665	119.2	9:21:30
18	19 K.Giersiepen	ADAC Westfalen Team Sport	Formel ADAC powerd by Volksw.	13	1:53.960	2.319	8.984	116.8	9:37:47
not classified									
	24 S.Kox		Formel ADAC powerd by Volksw.	6	1:56.328	2.368	11.352	114.4	9:19:24
	22 B.Gentgen	ADAC Nordrhein e.V.	Formel ADAC powerd by Volksw.						

Qualifying Time: 1:56.134 Percent: 110%

Subject to final scrutineering!

Publications Time:

Clerk of the course:

Time Keeping: