



# ADAC GT Masters

## Results Qualifying 2



Provisional

etropolis Motorsport Arena Oschersleben, Length: 3696 m

Air temperature: 21.1°C

Track temperature: 22.1°C

Weather condition: Dry

**DMSB** Reg. Nr.: 106/213  
Deutscher Motor Sport Bund e.V.

Friday 26.4.2013 16:20

started : 25      classified : 24      not classified : 1

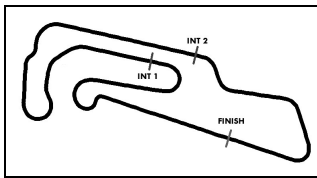
	Drivers	Team	Car	Lap	Best Time	Gap	Diff	Kph	Day Time
1	10 M.Buhk/M.Götz	Polarweiss Racing	Mercedes Benz SLS AMG GT3	4	<b>1:27.507</b>				16:41:57
2	2 D.Alessi/D.Keilwitz	Callaway Competition	Corvette Z06.R GT3	5	<b>1:27.699</b>	0.192	0.192		16:54:10
3	28 C.Jöns/C.Mamerow	Prosperia C. Abt Racing	Audi R8 LMS Ultra	8	<b>1:27.759</b>	0.252	0.060		16:55:58
4	12 S.Knap/J.den Boer	DB Motorsport	BMW Z4 GT3	4	<b>1:27.827</b>	0.320	0.068		16:41:47
5	8 R.Renauer/M.Ragginger	Tonino powered by Herberth Motors	Porsche 911 GT3 R	3	<b>1:27.895</b>	0.388	0.068		16:41:06
6	11 S.Afanasiev/A.Simonsen	Polarweiss Racing	Mercedes Benz SLS AMG GT3	4	<b>1:28.021</b>	0.514	0.126		16:42:00
7	6 P.Frommenwiler/M.Farnbacher	Farnbacher Racing	Porsche 911 GT3 R	4	<b>1:28.049</b>	0.542	0.028		16:50:25
8	19 C.Hürtgen/D.Baumann	PIXUM Team Schubert	BMW Z4 GT3	4	<b>1:28.238</b>	0.731	0.189		16:43:45
9	20 M.Sandritter/J.Müller	PIXUM Team Schubert	BMW Z4 GT3	5	<b>1:28.297</b>	0.790	0.059		16:48:31
10	14 N.Verdonck/F.Kechele	Lambda Performance	Ford GT GT3	7	<b>1:28.390</b>	0.883	0.093		17:02:29
11	27 C.Mies/R.Rast	Prosperia C. Abt Racing	Audi R8 LMS Ultra	3	<b>1:28.417</b>	0.910	0.027		16:51:35
12	1 F.Stoll/S.Asch	MS RACING	Audi R8 LMS Ultra	4	<b>1:28.498</b>	0.991	0.081		16:49:21
13	26 R.Frey/M.Winkelhock	Prosperia C. Abt Racing	Audi R8 LMS Ultra	7	<b>1:28.538</b>	1.031	0.040		16:54:22
14	4 C.Engelhart/N.Armino	Team GW-Schütz	Porsche 911 GT3 R	9	<b>1:28.545</b>	1.038	0.007		17:01:04
15	9 R.Bordeaux(*A*)/A.Renauer	Tonino powered by Herberth Motors	Porsche 911 GT3 R	4	<b>1:28.585</b>	1.078	0.040		16:42:37
16	3 A.Wirth/C.Hohenadel	Callaway Competition	Corvette Z06.R GT3	8	<b>1:28.895</b>	1.388	0.310		16:57:42
17	18 T.Seiler(*A*)/N.Kentenich	Callaway Competition	Corvette Z06.R GT3	5	<b>1:28.900</b>	1.393	0.005		16:59:14
18	5 C.Nielsen(*A*)/A.Simonsen	Farnbacher Racing	Porsche 911 GT3 R	4	<b>1:28.960</b>	1.453	0.060		16:44:04
19	16 P.Geipel/D.Lunardi	THE BOSS YACO Racing	Audi R8 LMS Ultra	4	<b>1:29.062</b>	1.555	0.102		16:43:23
20	23 L.Frey/G.Gardel	Fischer Racing	Aston Martin V12 Vantage GT3	4	<b>1:29.091</b>	1.584	0.029		16:41:38
21	7 J.Aeberhard/T.Pivoda	Farnbacher Racing	Porsche 911 GT3 R	7	<b>1:29.625</b>	2.118	0.534		16:47:17
22	100 D.Dobitsch/A.Patel	MS RACING	Audi R8 LMS Ultra	6	<b>1:29.636</b>	2.129	0.011		16:52:30
23	21 D.Mengesdorf/F.Schmickler	Team rhino's Leipter Motorsport	Lamborghini Gallardo FL2	9	<b>1:29.811</b>	2.304	0.175		16:55:19
24	17 R.Lips(*A*)/L.Marionek	Callaway Competition	Corvette Z06.R GT3	4	<b>1:30.353</b>	2.846	0.542		16:42:57
<b>did not started</b>									
	22 E.Leganov(*A*)/F.Hamprecht	Team rhino's Leipter Motorsport	Lamborghini Gallardo FL2	0					

Subject to final scrutineering!

Publications Time:

Clerk of the course:

Time Keeping:



# ADAC GT Masters

## Lap analysis Qualifying 2



Provisional

etropolis Motorsport Arena Oschersleben, Length: 3696 m

Air temperature: 21.1°C

Track temperature: 22.1°C

Weather condition: Dry

**DMSB** Reg. Nr.: 106/213  
Deutscher Motor Sport Bund e.V.

Friday 26.4.2013 16:20

Lap	Time	SE1	SP1	SE2	SP2	SE3	SP3	TSP	Lap	Time	SE1	SP1	SE2	SP2	SE3	SP3	TSP
<b>1</b>	Florian Stoll, DEU/ Sebastian Asch, DEU								<b>theoretical besttime: 1:28.410</b>								
1	9:52.007	8:42.397	173	39.803	150	29.807	187		6	1:37.405	34.048	182	30.327	220	33.030		226
2	1:31.953	35.394	180	30.776	220	25.783	191	224	7	7:54.664	6:57.614	179	31.649	217	25.401	191	
3	1:28.972	34.058	182	30.108	220	<b>24.806</b>	192	227	8	1:29.126	34.075	181	30.110	221	24.941	191	225
4	<b>1:28.498</b>	<b>33.668</b>	182	30.001	<b>222</b>	24.829	192	<b>228</b>	9	1:29.189	33.927	<b>182</b>	30.130	219	25.132	<b>192</b>	226
5	1:28.816	33.810	182	<b>29.936</b>	220	25.070	189	227	10		34.766	181	32.189	215			227

<b>2</b>	Diego Alessi, ITA/ Daniel Keilwitz, DEU								<b>theoretical besttime: 1:27.699</b>								
1	5:44.817	4:43.395	149	34.398	205	27.024	196		4	7:12.066	6:16.577	185	30.441	227	25.048	198	
2	1:29.858	34.740	186	30.106	228	25.012	198	235	5	<b>1:27.699</b>	<b>33.449</b>	187	<b>29.488</b>	<b>229</b>	<b>24.762</b>	<b>198</b>	237
3	3:15.564	33.534	<b>189</b>	29.554	228	2:12.476		237	6		33.746	185	31.056	218			<b>238</b>

<b>3</b>	Andreas Wirth, DEU/ Christian Hohenadel, DEU								<b>theoretical besttime: 1:28.653</b>								
1	2:49.289	1:45.091	148	36.281	178	27.917	193		8	<b>1:28.895</b>	33.950	185	<b>29.911</b>	227	25.034	196	234
2	1:35.311	36.884	182	32.305	208	26.122	195	200	9	1:29.328	<b>33.795</b>	185	30.091	225	25.442	196	234
3	1:31.006	35.030	185	30.302	225	25.674	196	233	10	1:31.586	34.447	159	31.632	227	25.507	196	235
4	1:29.233	34.254	186	30.032	225	<b>24.947</b>	197	235	11	1:29.824	34.103	184	30.453	<b>227</b>	25.268	<b>197</b>	235
5	1:28.996	33.829	186	30.102	226	25.065	196	236	12	1:29.125	33.935	<b>186</b>	30.227	226	24.963	197	<b>236</b>
6	1:44.236	33.892	185	30.175	226	40.169		236	13		40.104	137	38.718	163			230
7	10:35.650	9:39.800	184	30.616	225	25.234	196										

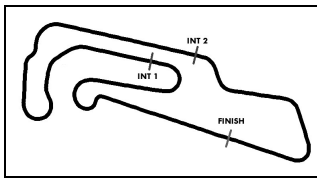
<b>4</b>	Christian Engelhart, DEU/ Nicolas Armindo, FRA								<b>theoretical besttime: 1:28.022</b>								
1	6:59.585	5:57.060	179	35.946	131	26.579	193		7	1:37.642	33.682	184	30.065	223	33.895		232
2	1:29.283	34.294	184	29.907	222	25.082	193	231	8	8:17.844	7:20.787	179	31.635	220	25.422	192	
3	1:30.306	33.627	184	<b>29.455</b>	<b>224</b>	27.224	<b>194</b>	232	9	<b>1:28.545</b>	33.737	184	29.740	223	25.068	192	231
4	1:42.489	<b>33.586</b>	184	29.658	223	39.245	192	<b>233</b>	10	1:32.483	35.106	178	31.955	223	25.422	193	231
5	1:30.336	35.369	184	29.986	224	<b>24.981</b>	194	223	11		33.974	<b>185</b>	31.517	201			232
6	1:28.794	33.743	185	29.717	224	25.334	193	232									

<b>5</b>	Christina Nielsen, DNK/ Allan Simonsen, DNK								<b>theoretical besttime: 1:28.834</b>								
1	4:31.456	3:28.722	169	34.937	217	27.797	189		7	2:37.437			171	26.670	194		
2	1:34.454	36.612	180	31.972	221	25.870	192	216	8	1:29.299	33.955	185	30.184	<b>223</b>	<b>25.160</b>	194	232
3	1:29.844	34.180	184	30.367	223	25.297	<b>194</b>	231	9	1:29.394	33.801	184	30.335	223	25.258	193	233
4	<b>1:28.960</b>	<b>33.571</b>	185	<b>30.103</b>	222	25.286	193	233	10	1:38.078	35.054	150	35.473	202	27.551	194	<b>233</b>
5	1:29.192	33.772	<b>185</b>	30.183	223	25.237	193	232	11	1:29.245	33.830	185	30.190	223	25.225	193	232
6	1:47.061	33.911	184	33.851	134	39.299		233	12		39.252	172	36.222	122			224

<b>6</b>	Philipp Frommenwiler, CHE/ Mario Farnbacher, DEU								<b>theoretical besttime: 1:27.829</b>								
1	10:54.565	9:47.504	138	37.424	144	29.637	172		7	1:28.098	33.657	<b>188</b>	29.594	228	24.847	197	237
2	1:34.131	37.300	177	31.258	224	25.573	196	195	8	1:38.531	33.653	187	29.687	226	35.191		237
3	1:28.379	33.858	186	29.801	227	<b>24.720</b>	<b>198</b>	232	9	4:42.096	3:46.772	182	30.384	225	24.940	<b>198</b>	
4	<b>1:28.049</b>	<b>33.533</b>	187	<b>29.576</b>	228	24.940	196	236	10	1:28.088	33.692	188	29.614	<b>229</b>	24.782	198	234
5	1:28.618	33.685	186	29.847	225	25.086	196	236	11		33.721	187	29.755	227			<b>239</b>
6	1:28.237	33.653	187	29.683	227	24.901	198	237									

<b>7</b>	Jürg Aeberhard, CHE/ Tomas Pivoda, CZE								<b>theoretical besttime: 1:29.619</b>								
1	2:58.414	1:50.207	172	38.193	137	30.014	187		7	<b>1:29.625</b>	34.297	<b>186</b>	<b>30.098</b>	<b>224</b>	<b>25.230</b>	<b>195</b>	233
2	1:42.579	40.522	154	35.640	220	26.417	194	168	8	1:30.369	<b>34.291</b>	183	30.399	223	25.679	192	233
3	1:32.188	35.236	183	31.083	222	25.869	194	233	9	1:30.586	34.547	185	30.664	221	25.375	193	232
4	1:31.122	34.791	183	30.686	223	25.645	194	232	10	1:49.163	36.873	182	33.960	161	38.330		227
5	1:32.657	34.774	183	30.747	224	27.136	192	<b>233</b>	11		3:50.952	172	33.510	220			
6	1:31.080	35.009	182	30.540	223	25.531	193	232									

<b>8</b>	Robert Renauer, DEU/ Martin Ragginger, AUT								<b>theoretical besttime: 1:27.617</b>								
1	3:05.179	2:03.588	135	34.464	205	27.127	185		6	4:01.043	3:05.268	182	30.648	223	25.127	194	
2	1:33.322	35.877	181	32.225	222	25.220	193	215	7	1:28.092	<b>33.317</b>	<b>186</b>	29.679	<b>224</b>	25.096	194	232
3	<b>1:27.895</b>	33.595	185	<b>29.504</b>	223	<b>24.796</b>	194	232	8	1:28.202	33.366	186	29.815	223	25.021	193	232
4	1:36.303	39.410	162	31.712	222	25.181	<b>194</b>	212	9		36.096	130	32.791	221			201
5	1:44.827	33.520	185	29.577	<b>224</b>	41.730		<b>233</b>									



# ADAC GT Masters

## Lap analysis Qualifying 2



Provisional

etropolis Motorsport Arena Oschersleben, Length: 3696 m

Air temperature: 21.1°C

Track temperature: 22.1°C

Weather condition: Dry

**DMSB** Reg. Nr.: 106/213  
Deutscher Motor Sport Bund e.V.

Friday 26.4.2013 16:20

Lap	Time	SE1	SP1	SE2	SP2	SE3	SP3	TSP	Lap	Time	SE1	SP1	SE2	SP2	SE3	SP3	TSP
-----	------	-----	-----	-----	-----	-----	-----	-----	-----	------	-----	-----	-----	-----	-----	-----	-----

### 9 Rene Bordeaux, DEU/ Alfred Renauer, DEU

theoretical besttime: 1:28.209

1	3:05.911	2:04.305	151	34.691	216	26.915	193		7	1:28.721	<b>33.692</b>	<b>186</b>	<b>29.651</b>	<b>225</b>	25.378	194	234
2	1:33.630	35.936	184	32.015	222	25.679	<b>196</b>	194	8	1:28.949	33.714	186	29.956	224	25.279	194	233
3	1:29.390	34.265	185	30.074	225	25.051	194	<b>235</b>	9	1:28.728	33.742	186	29.868	225	25.118	195	234
4	<b>1:28.585</b>	33.946	185	29.773	225	<b>24.866</b>	195	233	10	1:48.942	36.826	182	32.938	206	39.178		184
5	1:52.447	33.776	185	34.676	165	43.995		234	11		2:51.955	175	34.539	148			
6	4:35.662	3:37.101	179	32.692	219	25.869	194										

### 10 Maximilian Buhk, DEU/ Maximilian Götz, DEU

theoretical besttime: 1:27.507

1	2:31.670	1:32.949	179	32.477	206	26.244	194		5	1:29.634	34.244	187	30.181	224	25.209	196	234
2	1:30.390	34.301	185	30.356	202	25.733	196	230	6	1:29.772	33.493	<b>188</b>	29.564	<b>225</b>	26.715	<b>196</b>	234
3	1:28.059	33.667	187	29.558	224	24.834	195	232	7	1:37.710	33.553	187	29.998	211	34.159		<b>234</b>
4	<b>1:27.507</b>	<b>33.267</b>	187	<b>29.506</b>	<b>225</b>	<b>24.734</b>	196	233	8		14:41.681	174	34.427	163			

### 11 Sergey Afanasiev, RUS/ Andreas Simonsen, SWE

theoretical besttime: 1:28.021

1	2:33.644	1:34.533	160	32.636	210	26.475	193		7	1:28.619	33.783	186	29.729	<b>224</b>	25.107	<b>195</b>	232
2	1:29.829	34.449	186	30.086	222	25.294	195	230	8	1:29.559	34.332	186	30.056	223	25.171	195	<b>233</b>
3	1:28.790	33.942	185	29.871	223	24.977	195	232	9	1:29.075	33.918	185	30.002	223	25.155	195	232
4	<b>1:28.021</b>	<b>33.519</b>	186	<b>29.694</b>	223	<b>24.808</b>	194	231	10	1:35.613	37.826	167	32.121	222	25.666	195	209
5	1:32.341	34.973	181	31.698	194	25.670	195	232	11		33.790	<b>186</b>	29.717	223			232
6	1:29.198	33.837	186	29.712	223	25.649	195	232									

### 12 Simon Knap, NLD/ Jeroen den Boer, NLD

theoretical besttime: 1:27.827

1	2:21.416	1:20.123		35.450	213	25.843	189		6	1:34.124	33.797	182	31.843	195	28.484	191	<b>228</b>
2	1:29.644	34.275	182	30.243	<b>221</b>	25.126	190	222	7	1:33.239	33.869	182	32.543	211	26.827	191	227
3	1:28.259	33.887	182	29.705	221	24.667	<b>192</b>	227	8	1:44.514	33.806	<b>183</b>	32.038	189	38.670		228
4	<b>1:27.827</b>	<b>33.667</b>	182	<b>29.508</b>	221	<b>24.652</b>	192	228	9		3:47.558	168	34.320	166			
5	1:28.278	33.814	182	29.542	220	24.922	192	228									

### 14 Nico Verdonck, BEL/ Frank Kechele, DEU

theoretical besttime: 1:28.084

1	18:26.883	17:23.772	148	35.765	213	27.346	185		5	1:28.591	<b>33.680</b>	<b>184</b>	29.916	221	24.995	192	229
2	1:33.692	35.655	177	31.701	184	26.336	192	217	6	1:33.750	34.918	179	32.270	190	26.562	193	<b>230</b>
3	1:29.063	33.824	183	30.022	221	25.217	191	229	7	<b>1:28.390</b>	33.986	184	<b>29.686</b>	<b>222</b>	<b>24.718</b>	<b>194</b>	228
4	1:29.074	34.098	182	30.037	219	24.939	191	229	8		37.575	140	34.036	126			205

### 16 Philip Geipel, DEU/ Dino Lunardi, FRA

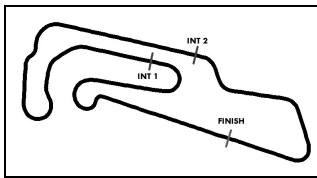
theoretical besttime: 1:28.970

1	3:53.650	2:51.761	172	34.737	175	27.152	188		7	1:29.356	34.054	179	30.202	217	25.100	189	226
2	1:30.642	34.771	178	30.433	217	25.438	189	222	8	1:29.323	34.044	<b>180</b>	30.219	218	<b>25.060</b>	<b>190</b>	225
3	1:29.785	34.307	179	30.301	217	25.177	190	225	9	1:29.163	34.019	179	30.054	<b>218</b>	25.090	190	226
4	<b>1:29.062</b>	<b>33.955</b>	180	<b>29.955</b>	218	25.152	190	225	10	1:29.402	34.018	180	30.210	218	25.174	189	225
5	1:48.352	34.345	180	30.520	217	43.487		<b>226</b>	11		38.594	122	54.388	123			225
6	5:55.455	4:58.857	178	31.215	216	25.383	188										

### 17 Remo Lips, CHE/ Lennart Marioneck, DEU

theoretical besttime: 1:29.907

1	3:19.715	2:15.214	171	35.825	212	28.676	188		10	1:32.884	34.616	184	31.961	225	26.307	194	238
2	1:36.026	37.376	182	32.130	222	26.520	193	229	11	1:32.176	34.956	181	31.208	224	26.012	194	<b>239</b>
3	1:31.805	35.050	184	30.825	223	25.930	193	238	12	1:30.402	34.452	<b>186</b>	30.424	224	25.526	194	238
4	<b>1:30.353</b>	34.449	185	30.542	225	<b>25.362</b>	194	234	13	1:44.674	34.494	186	33.536	205	36.644		235
5	1:33.003	34.297	185	30.501	223	28.205	141	236	14	3:01.554	2:03.437	185	31.804	222	26.313	194	
6	1:49.301	44.275	173	36.407	176	28.619	194	143	15	1:30.582	34.387	186	30.641	223	25.554	<b>195</b>	238
7	1:30.765	34.489	185	30.489	225	25.787	194	238	16	1:51.025	38.962	175	35.846	216	36.217		228
8	1:30.528	<b>34.272</b>	186	<b>30.273</b>	<b>226</b>	25.983	158	238	17		55.421	182	34.086	187			
9	1:50.261	39.309	107	38.391	116	32.561	192	204									



# ADAC GT Masters

## Lap analysis Qualifying 2



Provisional

etropolis Motorsport Arena Oschersleben, Length: 3696 m

Air temperature: 21.1°C

Track temperature: 22.1°C

Weather condition: Dry

**DMSB** Reg. Nr.: 106/213  
Deutscher Motor Sport Bund e.V.

Friday 26.4.2013 16:20

Lap	Time	SE1	SP1	SE2	SP2	SE3	SP3	TSP	Lap	Time	SE1	SP1	SE2	SP2	SE3	SP3	TSP
<b>18</b>	Toni Seiler, CHE/ Niclas Kentenich, DEU								<b>theoretical besttime: 1:28.773</b>								
1	18:12.122	17:08.755	95	36.324	192	27.043	195		6	1:37.029	35.448	181	33.549	180	28.032	197	236
2	1:34.707	36.070	173	32.719	208	25.918	196	218	7	1:29.388	33.869	187	30.029	228	25.490	197	236
3	1:29.192	33.944	188	29.891	228	25.357	196	236	8	1:29.726	33.853	187	29.998	228	25.875	196	<b>237</b>
4	1:29.559	<b>33.703</b>	186	30.442	215	25.414	<b>197</b>	236	9	1:29.193	33.874	<b>188</b>	30.082	227	<b>25.237</b>	196	236
5	<b>1:28.900</b>	33.705	187	<b>29.833</b>	<b>229</b>	25.362	197	236	10		37.660	161	32.972	203			185

<b>19</b>	Claudia Hürtgen, DEU/ Dominik Baumann, AUT								<b>theoretical besttime: 1:28.106</b>								
1	4:18.459	3:17.633	165	34.189	211	26.637	188		6	4:01.969	3:06.450	168	30.615	218	24.904	190	
2	1:30.957	35.027	178	30.868	216	25.062	189	222	7	1:28.679	34.094	178	29.777	217	24.808	190	224
3	1:28.336	33.950	180	29.643	218	<b>24.743</b>	190	223	8	1:28.427	33.988	179	29.679	218	24.760	<b>191</b>	<b>225</b>
4	<b>1:28.238</b>	<b>33.755</b>	179	29.615	217	24.868	190	224	9		34.137	<b>180</b>	29.954	216			223
5	1:38.249	33.882	179	<b>29.608</b>	<b>218</b>	34.759		224									

<b>20</b>	Max Sandritter, DEU/ Jörg Müller, CHE								<b>theoretical besttime: 1:28.179</b>								
1	7:33.490	6:35.241	171	31.833	216	26.416	188		6	1:37.616	34.821	178	30.657	217	32.138		<b>227</b>
2	1:33.279	34.869	178	32.289	218	26.121	<b>193</b>	224	7	2:58.880	2:00.485	168	30.893	218	27.502	191	
3	1:28.453	34.145	180	<b>29.657</b>	219	<b>24.651</b>	190	225	8	1:29.371	34.198	180	29.733	218	25.440	191	226
4	1:28.455	33.919	180	29.738	218	24.798	189	225	9	1:29.929	34.699	179	30.181	<b>219</b>	25.049	190	227
5	<b>1:28.297</b>	<b>33.871</b>	180	29.693	219	24.733	191	224	10		33.989	<b>180</b>	29.727	218			225

<b>21</b>	David Mengesdorf, DEU/ Frank Schmicler, DEU								<b>theoretical besttime: 1:29.547</b>								
1	7:54.966	6:51.072	150	35.700	193	28.194	181		6	1:30.006	<b>34.254</b>	183	30.351	219	25.401	191	226
2	1:40.390	38.889	175	32.351	217	29.150	189	209	7	1:29.819	34.266	<b>183</b>	30.460	220	<b>25.093</b>	191	226
3	1:36.753	37.254	174	33.224	216	26.275	190	224	8	1:37.071	35.937	141	34.635	205	26.499	192	<b>226</b>
4	1:30.508	34.713	182	30.549	220	25.246	191	226	9	<b>1:29.811</b>	34.320	182	<b>30.200</b>	<b>221</b>	25.291	<b>192</b>	226
5	1:30.359	34.441	182	30.435	220	25.483	191	226	10		37.961	174	34.618	159			215

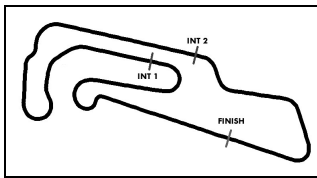
<b>23</b>	Lorenz Frey, CHE/ Gabriele Gardel, CHE								<b>theoretical besttime: 1:29.091</b>								
1	2:08.250	1:05.443	173	35.838	215	26.969	190		4	<b>1:29.091</b>	<b>34.265</b>	184	<b>29.876</b>	<b>224</b>	<b>24.950</b>	192	<b>230</b>
2	1:31.274	35.144	183	30.853	221	25.277	191	226	5	1:29.777	34.565	184	30.084	221	25.128	191	229
3	1:29.522	34.284	<b>184</b>	30.138	222	25.100	<b>193</b>	229	6		35.963	181	33.764	219			229

<b>26</b>	Rahel Frey, CHE/ Markus Winkelhock, DEU								<b>theoretical besttime: 1:28.471</b>								
1	10:16.494	9:16.421	175	31.835	215	28.238	190		7	<b>1:28.538</b>	33.827	181	<b>29.807</b>	219	<b>24.904</b>	191	226
2	1:33.280	34.508	180	30.293	218	28.479	189	225	8	1:34.476	33.853	181	30.067	219	30.556	190	<b>227</b>
3	1:29.469	34.382	180	30.098	219	24.989	190	225	9	1:39.380	34.152	180	31.182	204	34.046	189	225
4	1:28.796	33.896	181	29.871	<b>219</b>	25.029	190	226	10	1:34.909	34.219	173	33.901	180	26.789	190	224
5	1:33.491	34.485	178	33.765	218	25.241	189	226	11	1:28.705	<b>33.760</b>	<b>181</b>	29.964	219	24.981	<b>191</b>	225
6	1:32.284	36.113	179	30.711	218	25.460	190	226	12		34.511	179	32.541	200			226

<b>27</b>	Christopher Mies, DEU/ Rene Rast, DEU								<b>theoretical besttime: 1:28.275</b>								
1	13:37.390	12:30.542	175	37.772	115	29.076	190		4	1:28.497	33.855	182	29.828	219	<b>24.814</b>	191	<b>227</b>
2	1:29.769	34.442	181	30.188	219	25.139	<b>191</b>	225	5	1:47.911	<b>33.703</b>	<b>183</b>	32.922	126	41.286		227
3	<b>1:28.417</b>	33.804	182	<b>29.758</b>	<b>219</b>	24.855	191	227	6		8:20.141	97	42.326	129			

<b>28</b>	Christer Jöns, DEU/ Christian Mamerow, DEU								<b>theoretical besttime: 1:27.759</b>								
1	10:30.742	9:31.285	172	33.142	210	26.315	189		6	1:28.249	33.765	181	29.660	219	24.824	190	226
2	1:30.160	34.498	181	30.396	218	25.266	190	224	7	1:28.332	33.689	181	29.882	219	24.761	191	227
3	1:30.110	34.410	181	30.121	220	25.579	191	225	8	<b>1:27.759</b>	<b>33.479</b>	<b>181</b>	<b>29.628</b>	<b>220</b>	<b>24.652</b>	191	226
4	1:28.401	33.980	180	29.699	219	24.722	<b>192</b>	227	9	1:39.206	35.311	180	30.877	216	33.018		227
5	1:34.375	36.445	168	32.938	215	24.992	190	<b>227</b>	10		5:03.539	178	31.449	217			

<b>100</b>	Daniel Dobitsch, AUT/ Aditya Patel, IND								<b>theoretical besttime: 1:29.389</b>								
1	9:53.232	8:47.807	161	35.480	172	29.945	185		7	1:29.723	<b>34.069</b>	181	30.380	221	25.274	192	227
2	1:36.798	36.020	156	33.510	201	27.268	191	223	8	1:46.042	34.278	183	35.605	157	36.159		228
3	1:31.573	35.449	183	30.639	220	25.485	192	227	9	6:29.153	5:32.092	177	31.472	217	25.589	192	
4	1:29.917	34.370	180	30.251	222	25.296	187	<b>228</b>	10	1:30.124	34.254	<b>184</b>	30.398	<b>222</b>	25.472	<b>192</b>	228



# ADAC GT Masters

## Lap analysis Qualifying 2

Provisional



etropolis Motorsport Arena Oschersleben, Length: 3696 m

Air temperature: 21.1°C

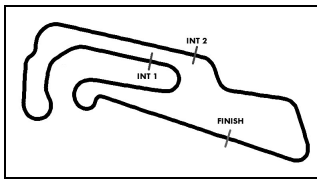
Track temperature: 22.1°C

Weather condition: Dry

**DMSB** Reg. Nr.: 106/213  
Deutscher Motorsport Bund e.V.

Friday 26.4.2013 16:20

Lap	Time	SE1	SP1	SE2	SP2	SE3	SP3	TSP	Lap	Time	SE1	SP1	SE2	SP2	SE3	SP3	TSP
5	1:29.677	34.323	180	<b>30.184</b>	221	25.170	191	226	11		34.132	180	30.290	220			228
6	<b>1:29.636</b>	34.271	181	30.229	221	<b>25.136</b>	190	228									



# ADAC GT Masters

## Vmax list Qualifying 2

Provisional



etropolis Motorsport Arena Oschersleben, Length: 3696 m

Air temperature: 21.1°C

Track temperature: 22.1°C

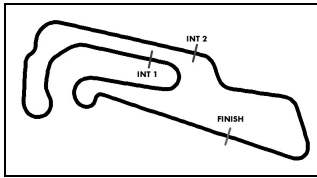
Weather condition: Dry



Reg. Nr.: 106/213

Friday 26.4.2013 16:20

Nr	Team, Car, Driver, Nat	Top speed
6	<b>Farnbacher Racing, Porsche 911 GT3 R</b> Frommenwiler Philipp , CHE Farnbacher Mario , DEU	239.25 km/h
17	<b>Callaway Competition, Corvette Z06.R GT3</b> Lips Remo , CHE Marioneck Lennart , DEU	239.20 km/h
2	<b>Callaway Competition, Corvette Z06.R GT3</b> Alessi Diego , ITA Keilwitz Daniel , DEU	238.19 km/h
18	<b>Callaway Competition, Corvette Z06.R GT3</b> Seiler Toni , CHE Kentenich Niclas , DEU	236.72 km/h
3	<b>Callaway Competition, Corvette Z06.R GT3</b> Wirth Andreas , DEU Hohenadel Christian , DEU	236.46 km/h
9	<b>Tonino powered by Herberth Motorsport, Porsche 911 GT3</b> Bordeaux Rene , DEU Renauer Alfred , DEU	234.54 km/h
10	<b>Polarweiss Racing, Mercedes Benz SLS AMG GT3</b> Buhk Maximilian , DEU Götz Maximilian , DEU	234.44 km/h
5	<b>Farnbacher Racing, Porsche 911 GT3 R</b> Nielsen Christina , DNK Simonsen Allan , DNK	233.27 km/h
7	<b>Farnbacher Racing, Porsche 911 GT3 R</b> Aeberhard Jürg , CHE Pivoda Tomas , CZE	233.22 km/h
8	<b>Tonino powered by Herberth Motorsport, Porsche 911 GT3</b> Renauer Robert , DEU Ragginger Martin , AUT	233.12 km/h
11	<b>Polarweiss Racing, Mercedes Benz SLS AMG GT3</b> Afanasiev Sergey , RUS Simonsen Andreas , SWE	232.86 km/h
4	<b>Team GW-Schütz, Porsche 911 GT3 R</b> Engelhart Christian , DEU Armindo Nicolas , FRA	232.81 km/h
14	<b>Lambda Performance, Ford GT GT3</b> Verdonck Nico , BEL Kechele Frank , DEU	230.12 km/h
23	<b>Fischer Racing, Aston Martin V12 Vantage GT3</b> Frey Lorenz , CHE Gardel Gabriele , CHE	229.53 km/h



# ADAC GT Masters

## Vmax list Qualifying 2

Provisional



etropolis Motorsport Arena Oschersleben, Length: 3696 m

Air temperature: 21.1°C

Track temperature: 22.1°C

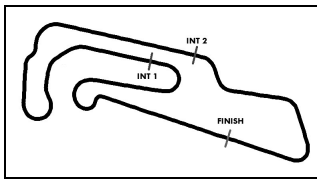
Weather condition: Dry

**DMSB**  
Deutscher Motor Sport Bund e.V.

Reg. Nr.: 106/213

Friday 26.4.2013 16:20

Nr	Team, Car, Driver, Nat	Top speed
12	<b>DB Motorsport, BMW Z4 GT3</b> Knap Simon , NLD den Boer Jeroen , NLD	228.35 km/h
100	<b>MS RACING, Audi R8 LMS Ultra</b> Dobitsch Daniel , AUT Patel Aditya , IND	228.30 km/h
1	<b>MS RACING, Audi R8 LMS Ultra</b> Stoll Florian , DEU Asch Sebastian , DEU	227.92 km/h
27	<b>Prosperia C. Abt Racing, Audi R8 LMS Ultra</b> Mies Christopher , DEU Rast Rene , DEU	227.43 km/h
28	<b>Prosperia C. Abt Racing, Audi R8 LMS Ultra</b> Jöns Christer , DEU Mamerow Christian , DEU	227.14 km/h
20	<b>PIXUM Team Schubert, BMW Z4 GT3</b> Sandritter Max , DEU Müller Jörg , CHE	226.95 km/h
26	<b>Prosperia C. Abt Racing, Audi R8 LMS Ultra</b> Frey Rahel , CHE Winkelhock Markus , DEU	226.76 km/h
21	<b>Team rhino's Leipert Motorsport, Lamborghini Gallardo FL</b> Mengesdorf David , DEU Schmickler Frank , DEU	226.42 km/h
16	<b>THE BOSS YACO Racing, Audi R8 LMS Ultra</b> Geipel Philip , DEU Lunardi Dino , FRA	226.00 km/h
19	<b>PIXUM Team Schubert, BMW Z4 GT3</b> Hürtgen Claudia , DEU Baumann Dominik , AUT	224.91 km/h
22	<b>Team rhino's Leipert Motorsport, Lamborghini Gallardo FL</b> Leganov Eduard , CZE Hamprecht Fabian , CZE	km/h



# ADAC GT Masters

## Start Grid Race 2



Provisional

etropolis Motorsport Arena Oschersleben, Length: 3696 m

Air temperature: 4.7°C

Track temperature: 5.7°C

Weather condition: Dry



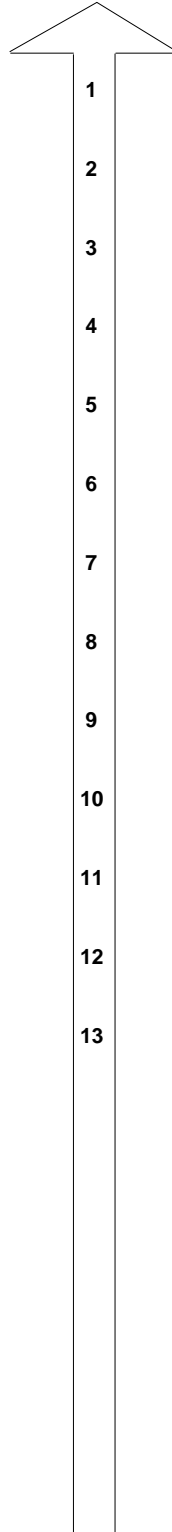
Reg. Nr.: 106/213

Amended  
28.4.2013 - 8:00

Sunday 28.4.2013 12:15

### POLE POSITION

10	<b>Polarweiss Racing</b> Maximilian Buhk/ Maximilian Götz	1:27.507
28	<b>Prosperia C. Abt Racing</b> Christer Jöns/ Christian Mamerow	1:27.759
8	<b>Tonino powered by Herberth Moto</b> Robert Renauer/ Martin Ragginger	1:27.895
6	<b>Farnbacher Racing</b> Philipp Frommenwiler/ Mario Farnbacher	1:28.049
20	<b>PIXUM Team Schubert</b> Max Sandritter/ Jörg Müller	1:28.297
27	<b>Prosperia C. Abt Racing</b> Christopher Mies/ Rene Rast	1:28.417
26	<b>Prosperia C. Abt Racing</b> Rahel Frey/ Markus Winkelhock	1:28.538
9	<b>Tonino powered by Herberth Moto</b> Rene Bourdeaux/ Alfred Renauer	1:28.585
18	<b>Callaway Competition</b> Toni Seiler/ Niclas Kantenich	1:28.900
16	<b>THE BOSS YACO Racing</b> Philip Geipel/ Dino Lunardi	1:29.062
7	<b>Farnbacher Racing</b> Jürg Aeberhard/ Tomas Pivoda	1:29.625
21	<b>Team rhino's Leipert Motorsport</b> David Mengesdorf/ Frank Schmickler	1:29.811
22	<b>Team rhino's Leipert Motorsport</b> Eduard Leganov/ Fabian Hamprecht	



2	<b>Callaway Competition</b> Diego Alessi/ Daniel Keilwitz	1:27.699
12	<b>DB Motorsport</b> Simon Knap/ Jeroen den Boer	1:27.827
11	<b>Polarweiss Racing</b> Sergey Afanasiev/ Andreas Simonse	1:28.021
19	<b>PIXUM Team Schubert</b> Claudia Hürtgen/ Dominik Baumann	1:28.238
14	<b>Lambda Performance</b> Nico Verdonck/ Frank Kechele	1:28.390
1	<b>MS RACING</b> Florian Stoll/ Sebastian Asch	1:28.498
4	<b>Team GW-Schütz</b> Christian Engelhart/ Nicolas Armindo	1:28.545
3	<b>Callaway Competition</b> Andreas Wirth/ Christian Hohenadel	1:28.895
5	<b>Farnbacher Racing</b> Christina Nielsen/ Allan Simonsen	1:28.960
23	<b>Fischer Racing</b> Lorenz Frey/ Gabriele Gardel	1:29.091
100	<b>MS RACING</b> Daniel Dobitsch/ Aditya Patel	1:29.636
17	<b>Callaway Competition</b> Remo Lips/ Lennart Marionek	1:30.353

Publications Time:

Race Director:

Time Keeping: