



ADAC GT Masters

Results Qualifying 1



Provisional

etropolis Motorsport Arena Oschersleben, Length: 3696 m

Air temperature: 22.4°C

Track temperature: 23.8°C

Weather condition: Dry

DMSB Reg. Nr.: 106/213
Deutscher Motor Sport Bund e.V.

Friday 26.4.2013 15:40

started : 25 classified : 25 not classified : 0

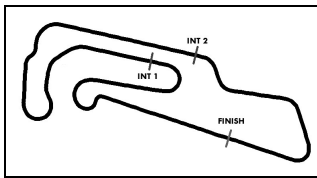
	Drivers	Team	Car	Lap	Best Time	Gap	Diff	Kph	Day Time
1	10 M.Buhk/M.Götz	Polarweiss Racing	Mercedes Benz SLS AMG GT3	9	1:28.049				16:21:13
2	4 C.Engelhart/N.Armino	Team GW-Schütz	Porsche 911 GT3 R	3	1:28.328	0.279	0.279		15:46:07
3	6 P.Frommenwiler/M.Farnbacher	Farnbacher Racing	Porsche 911 GT3 R	4	1:28.364	0.315	0.036		15:57:17
4	8 R.Renauer/M.Ragginger	Tonino powered by Herberth Motors	Porsche 911 GT3 R	6	1:28.415	0.366	0.051		15:56:20
5	11 S.Afanasiev/A.Simonsen	Polarweiss Racing	Mercedes Benz SLS AMG GT3	10	1:28.639	0.590	0.224		15:56:28
6	3 A.Wirth/C.Hohenadel	Callaway Competition	Corvette Z06.R GT3	12	1:28.658	0.609	0.019		16:23:55
7	12 S.Knap/J.den Boer	DB Motorsport	BMW Z4 GT3	10	1:28.667	0.618	0.009		15:56:18
8	28 C.Jöns/C.Mamerow	Prosperia C. Abt Racing	Audi R8 LMS Ultra	12	1:28.713	0.664	0.046		16:17:34
9	2 D.Alessi/D.Keilwitz	Callaway Competition	Corvette Z06.R GT3	5	1:28.801	0.752	0.088		16:22:36
10	20 M.Sandritter/J.Müller	PIXUM Team Schubert	BMW Z4 GT3	5	1:29.004	0.955	0.203		15:53:38
11	14 N.Verdonck/F.Kechele	Lambda Performance	Ford GT GT3	11	1:29.088	1.039	0.084		16:21:37
12	19 C.Hürtgen/D.Baumann	PIXUM Team Schubert	BMW Z4 GT3	10	1:29.184	1.135	0.096		16:17:49
13	21 D.Mengesdorf/F.Schmickler	Team rhino's Leipt Motorsport	Lamborghini Gallardo FL2	6	1:29.271	1.222	0.087		15:56:40
14	1 F.Stoll/S.Asch	MS RACING	Audi R8 LMS Ultra	12	1:29.293	1.244	0.022		16:24:30
15	27 C.Mies/R.Rast	Prosperia C. Abt Racing	Audi R8 LMS Ultra	3	1:29.376	1.327	0.083		15:44:55
16	26 R.Frey/M.Winkelhock	Prosperia C. Abt Racing	Audi R8 LMS Ultra	5	1:29.380	1.331	0.004		15:48:01
17	7 J.Aeberhard/T.Pivoda	Farnbacher Racing	Porsche 911 GT3 R	7	1:29.804	1.755	0.424		15:54:36
18	17 R.Lips(*A*)/L.Marionek	Callaway Competition	Corvette Z06.R GT3	5	1:29.808	1.759	0.004		15:48:30
19	18 T.Seiler(*A*)/N.Kentenich	Callaway Competition	Corvette Z06.R GT3	4	1:29.809	1.760	0.001		15:46:55
20	100 D.Dobitsch/A.Patel	MS RACING	Audi R8 LMS Ultra	4	1:29.824	1.775	0.015		15:47:13
21	9 R.Bordeaux(*A*)/A.Renauer	Tonino powered by Herberth Motors	Porsche 911 GT3 R	8	1:30.024	1.975	0.200		15:55:04
22	16 P.Geipel/D.Lunardi	THE BOSS YACO Racing	Audi R8 LMS Ultra	12	1:30.384	2.335	0.360		16:22:41
23	23 L.Frey/G.Gardel	Fischer Racing	Aston Martin V12 Vantage GT3	5	1:30.482	2.433	0.098		15:48:07
24	5 C.Nielsen(*A*)/A.Simonsen	Farnbacher Racing	Porsche 911 GT3 R	10	1:30.630	2.581	0.148		16:16:37
25	22 E.Leganov(*A*)/F.Hamprecht	Team rhino's Leipt Motorsport	Lamborghini Gallardo FL2	4	1:32.487	4.438	1.857		15:52:25

Subject to final scrutineering!

Publications Time:

Clerk of the course:

Time Keeping:



ADAC GT Masters

Lap analysis Qualifying 1



Provisional

etropolis Motorsport Arena Oschersleben, Length: 3696 m

Air temperature: 22.4°C

Track temperature: 23.8°C

Weather condition: Dry



Reg. Nr.: 106/213

Friday 26.4.2013 15:40

Lap	Time	SE1	SP1	SE2	SP2	SE3	SP3	TSP	Lap	Time	SE1	SP1	SE2	SP2	SE3	SP3	TSP
1 Florian Stoll, DEU/ Sebastian Asch, DEU									theoretical besttime: 1:29.193								
1	7:44.828	6:43.302	163	34.631	211	26.895	189		8	1:44.940	35.006	179	33.551	146	36.383		227
2	1:32.167	34.958	179	31.035	217	26.174	190	225	9	21:19.259	20:17.876	175	34.069	209	27.314	190	
3	1:30.226	34.467	180	30.384	219	25.375	190	225	10	1:30.175	34.325	180	30.389	218	25.461	191	225
4	1:29.316	34.060	181	30.148	219	25.108	191	228	11	1:29.723	34.135	182	30.210	219	25.378	190	226
5	1:31.565	33.955	182	30.469	220	27.141	166	229	12	1:29.293	33.937	181	30.178	219	25.178	191	226
6	1:39.044	40.493	160	32.815	189	25.736	190	193	13	1:58.349	38.016	160	36.266	153	44.067		200
7	1:29.841	34.263	179	30.271	218	25.307	190	227									

2 Diego Alessi, ITA/ Daniel Keilwitz, DEU									theoretical besttime: 1:28.730								
1	2:06.302	1:01.230	167	36.128	212	28.944	192		5	1:28.801	33.734	188	30.043	226	25.024	198	237
2	1:47.010	37.293	183	32.832	223	36.885		205	6	1:33.458	34.607	182	32.407	218	26.444	199	237
3	35:45.445	34:48.711	184	31.316	223	25.418	197		7	1:28.815	33.780	188	29.972	226	25.063	196	237
4	1:29.219	34.001	187	30.168	223	25.050	197	236	8	1:43.413	36.664	176	32.870	217	33.879		184

3 Andreas Wirth, DEU/ Christian Hohenadel, DEU									theoretical besttime: 1:28.610								
1	2:10.519	1:04.197	174	38.162	156	28.160	186		8	1:33.613	36.632	184	31.678	224	25.303	197	199
2	1:37.942	37.443	151	33.418	220	27.081	195	215	9	1:28.928	33.812	188	29.986	226	25.130	198	236
3	1:30.252	34.343	186	30.330	226	25.579	197	235	10	1:28.858	33.839	189	29.886	226	25.133	198	236
4	1:29.051	33.829	187	30.195	226	25.027	198	236	11	1:33.519	34.557	181	33.031	224	25.931	198	236
5	1:28.846	33.812	188	29.999	226	25.035	198	236	12	1:28.658	33.809	187	29.774	227	25.075	197	236
6	1:45.366	35.788	182	31.969	215	37.609		234	13	1:45.751	36.204	153	33.464	223	36.083		236
7	26:19.352	25:15.442	178	34.813	199	29.097	183										

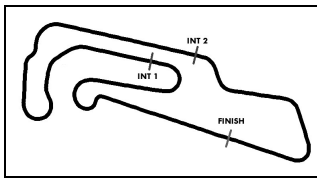
4 Christian Engelhart, DEU/ Nicolas Armindo, FRA									theoretical besttime: 1:28.297								
1	3:09.149	2:04.447	139	36.243	114	28.459	194		7	8:22.596	7:00.606	117	40.137	176	41.853		
2	1:29.506	34.228	183	30.198	222	25.080	194	232	8	16:06.688	15:10.180	176	31.122	220	25.386	193	
3	1:28.328	33.553	183	29.872	223	24.903	194	234	9	1:28.488	33.663	182	29.841	223	24.984	193	231
4	1:33.656	34.903	168	32.922	203	25.831	193	233	10	1:34.165	34.117	180	33.006	169	27.042	194	232
5	1:33.975	33.879	182	31.282	219	28.814	194	232	11	1:43.047	33.827	185	32.631	214	36.589		233
6	1:40.070	33.835	184	29.987	223	36.248		234									

5 Christina Nielsen, DNK/ Allan Simonsen, DNK									theoretical besttime: 1:30.029								
1	4:22.003	3:12.851	137	40.734	160	28.418	191		7	1:41.198	34.681	185	30.621	222	35.896		234
2	1:38.865	37.246	159	33.984	161	27.635	192	230	8	5:19.842	4:06.182	184	31.250	214	42.410		
3	1:31.213	34.807	184	30.788	223	25.618	195	231	9	16:00.365	15:02.824	181	31.709	219	25.832	192	
4	1:30.668	34.692	185	30.469	223	25.507	195	233	10	1:30.630	34.783	184	30.271	223	25.576	194	230
5	1:30.672	34.318	184	30.534	222	25.820	194	235	11	1:42.726	34.583	185	31.216	222	36.927		232
6	1:32.421	34.251	185	30.513	222	27.657	194	234									

6 Philipp Frommenwiler, CHE/ Mario Farnbacher, DEU									theoretical besttime: 1:28.037								
1	12:46.466	11:38.951	107	39.124	158	28.391	191		6	20:59.926	19:58.903	146	33.492	217	27.531	195	
2	1:34.135	36.487	181	32.045	221	25.603	197	224	7	1:29.165	33.986	186	30.119	225	25.060	197	234
3	1:28.636	33.992	187	29.688	227	24.956	196	236	8	1:28.748	33.564	187	29.628	226	25.556	195	237
4	1:28.364	33.825	185	29.606	225	24.933	196	237	9	1:37.956	34.681	187	30.561	225	32.714		236
5	1:47.883	33.498	186	31.693	167	42.692		236									

7 Jürg Aeberhard, CHE/ Tomas Pivoda, CZE									theoretical besttime: 1:29.766								
1	5:21.962	4:10.500	142	41.396	181	30.066	191		5	1:32.710	34.233	185	30.481	223	27.996	196	234
2	1:36.340	35.737	183	32.929	170	27.674	195	230	6	1:30.217	34.314	184	30.533	224	25.370	195	233
3	1:34.663	35.438	182	32.465	188	26.760	196	233	7	1:29.804	33.916	185	30.480	224	25.408	195	234
4	1:30.791	34.524	186	30.636	223	25.631	196	234	8	1:46.950	34.078	185	32.526	209	40.346		235

8 Robert Renauer, DEU/ Martin Ragginger, AUT									theoretical besttime: 1:28.138								
1	8:45.017	7:43.051	154	34.957	215	27.009	191		7	1:36.210	37.387	147	32.676	212	26.147	194	232
2	1:34.796	35.527	182	31.796	219	27.473	186	231	8	1:53.138	33.728	185	34.884	165	44.526		232
3	1:34.952	35.427	183	31.583	208	27.942	194	194	9	21:31.438	20:32.040	178	33.532	219	25.866	192	
4	1:28.864	33.927	185	29.925	223	25.012	194	233	10	1:28.453	33.805	185	29.888	222	24.760	194	230
5	1:28.494	33.796	185	29.752	222	24.946	194	233	11	1:28.537	33.667	186	29.711	223	25.159	194	232



ADAC GT Masters

Lap analysis Qualifying 1



Provisional

etropolis Motorsport Arena Oschersleben, Length: 3696 m

Air temperature: 22.4°C

Track temperature: 23.8°C

Weather condition: Dry



Reg. Nr.: 106/213

Friday 26.4.2013 15:40

Lap	Time	SE1	SP1	SE2	SP2	SE3	SP3	TSP	Lap	Time	SE1	SP1	SE2	SP2	SE3	SP3	TSP
6	1:28.415	33.677	184	29.895	223	24.843	194	233	12	1:43.853	33.874	184	30.005	219	39.974	232	

9 Rene Bordeaux, DEU/ Alfred Renauer, DEU

theoretical besttime: 1:29.878

1	4:19.998	3:09.811	108	42.296	187	27.891	192		7	1:30.406	34.470	184	30.569	222	25.367	195	234
2	1:38.930	37.872	120	32.527	221	28.531	194	227	8	1:30.024	34.251	186	30.410	222	25.363	195	235
3	1:31.704	34.871	180	30.751	224	26.082	194	234	9	1:30.361	34.315	185	30.555	222	25.491	194	235
4	1:30.890	34.644	182	30.744	223	25.502	195	234	10	1:30.403	34.294	187	30.621	222	25.488	194	233
5	1:30.233	34.265	183	30.520	223	25.448	195	234	11	2:03.282	38.715	122	41.682	145	42.885		219
6	1:32.444	34.105	186	30.628	194	27.711	193	235									

10 Maximilian Buhk, DEU/ Maximilian Götz, DEU

theoretical besttime: 1:27.792

1	10:59.760	9:57.873	181	35.208	181	26.679	192		6	2:01.780	41.138	126	38.643	121	41.999		214
2	1:28.825	33.982	186	29.951	223	24.892	195	230	7	19:21.570	18:23.292	154	33.142	200	25.136	194	
3	1:28.754	33.427	187	29.926	224	25.401	195	233	8	1:28.352	33.681	186	29.834	223	24.837	195	231
4	1:28.310	33.567	186	30.017	223	24.726	196	234	9	1:28.049	33.277	187	29.789	224	24.983	194	233
5	1:28.478	33.432	187	30.267	223	24.779	196	234	10	1:49.372	37.845	155	34.673	159	36.854		233

11 Sergey Afanasiev, RUS/ Andreas Simonsen, SWE

theoretical besttime: 1:28.598

1	2:58.740	1:54.884	180	36.474	133	27.382	192		7	1:31.905	33.738	185	29.995	222	28.172	194	232
2	1:29.935	34.284	184	30.377	218	25.274	192	229	8	1:28.823	33.863	186	30.006	222	24.954	194	233
3	1:29.310	33.975	186	30.154	222	25.181	193	230	9	1:28.995	33.788	185	29.984	222	25.223	194	232
4	1:31.990	34.056	184	29.993	223	27.941	194	232	10	1:28.639	33.779	185	29.926	221	24.934	194	232
5	1:30.020	33.980	184	30.308	223	25.732	194	232	11	1:38.627	33.870	186	30.113	222	34.644		232
6	1:30.491	34.002	185	30.685	211	25.804	194	232									

12 Simon Knap, NLD/ Jeroen den Boer, NLD

theoretical besttime: 1:28.493

1	2:52.742	1:49.498	126	35.662	195	27.582	187		7	1:31.601	34.294	181	29.767	218	27.540	193	228
2	1:30.910	35.227	180	30.520	217	25.163	192	221	8	1:28.891	34.013	183	29.875	220	25.003	193	229
3	1:29.359	34.202	182	30.169	218	24.988	192	228	9	1:28.899	34.068	182	29.867	220	24.964	192	229
4	1:29.181	33.913	182	30.387	217	24.881	192	228	10	1:28.667	33.845	182	29.854	219	24.968	193	229
5	1:28.905	33.982	182	29.923	220	25.000	192	228	11	1:28.862	34.027	183	29.801	220	25.034	193	229
6	1:29.004	33.903	182	29.909	219	25.192	192	229	12	1:47.937	34.596	180	33.312	155	40.029		228

14 Nico Verdonck, BEL/ Frank Kechele, DEU

theoretical besttime: 1:28.958

1	8:58.184	7:53.291	171	36.262	114	28.631	187		8	18:20.028	17:23.190	172	31.328	218	25.510	190	
2	1:42.694	38.994	136	34.859	207	28.841	193	229	9	1:29.624	34.354	183	30.221	220	25.049	191	228
3	1:34.252	34.676	183	31.084	220	28.492	193	232	10	1:29.278	34.052	182	30.031	220	25.195	190	228
4	1:30.010	34.535	182	30.285	222	25.190	192	231	11	1:29.088	34.053	184	30.030	221	25.005	192	230
5	1:29.492	34.117	184	30.266	221	25.109	193	233	12	1:42.785	34.219	183	37.577	119	30.989	193	230
6	1:29.431	34.107	183	30.151	220	25.173	193	232	13	1:29.191	34.124	183	30.024	220	25.043	192	228
7	2:04.900	33.929	184	44.908	70	46.063		232	14	1:57.492	36.790	151	37.102	160	43.600		230

16 Philip Geipel, DEU/ Dino Lunardi, FRA

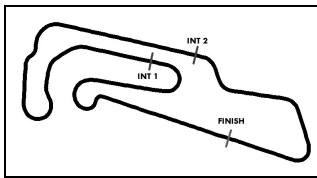
theoretical besttime: 1:30.384

1	8:43.996	7:37.374	94	37.457	176	29.165	180		8	1:31.227	34.984	178	30.496	215	25.747	188	223
2	1:32.285	35.357	178	30.892	216	26.036	188	220	9	1:31.002	34.810	178	30.534	216	25.658	188	227
3	1:52.847	39.273	139	33.256	194	40.318		224	10	1:31.322	34.636	179	30.853	217	25.833	187	224
4	4:49.014	3:46.132	151	34.788	200	28.094	186		11	1:31.262	35.240	179	30.511	217	25.511	188	224
5	1:32.552	35.356	177	31.181	214	26.015	188	224	12	1:30.384	34.580	180	30.294	217	25.510	189	225
6	1:53.939	36.949	165	35.020	181	41.970		200	13	1:41.686	34.585	179	30.694	217	36.407		225
7	14:41.466	13:42.951	138	32.781	214	25.734	187										

17 Remo Lips, CHE/ Lennart Marioneck, DEU

theoretical besttime: 1:29.761

1	2:26.777	1:22.872	174	35.732	212	28.173	191		7	3:37.171	2:38.928	172	32.102	223	26.141	193	
2	1:32.661	35.468	183	31.300	222	25.893	193	237	8	1:30.802	34.493	186	30.801	221	25.508	192	239
3	1:31.234	34.832	184	30.844	222	25.558	194	236	9	1:31.012	34.338	186	30.658	224	26.016	195	238
4	1:30.337	34.432	184	30.543	222	25.362	195	235	10	1:30.360	34.263	185	30.478	224	25.619	194	241
5	1:29.808	34.252	185	30.312	225	25.244	194	236	11	1:57.925	38.272	158	38.378	170	41.275		196
6	1:43.999	34.205	185	33.370	191	36.424		236									



ADAC GT Masters

Lap analysis Qualifying 1

Provisional



etropolis Motorsport Arena Oschersleben, Length: 3696 m

Air temperature: 22.4°C

Track temperature: 23.8°C

Weather condition: Dry

DMSB Reg. Nr.: 106/213
Deutscher Motor Sport Bund e.V.

Friday 26.4.2013 15:40

Lap	Time	SE1	SP1	SE2	SP2	SE3	SP3	TSP	Lap	Time	SE1	SP1	SE2	SP2	SE3	SP3	TSP
18	Toni Seiler, CHE/ Niclas Kentenich, DEU								theoretical besttime: 1:29.756								
1	2:20.921	1:15.765	160	36.694	189	28.462	192		5	1:29.946	34.127	184	30.574	226	25.245	196	235
2	1:33.824	35.617	183	31.383	223	26.824	197	225	6	1:30.172	33.982	185	30.800	224	25.390	194	236
3	1:30.799	34.511	183	30.853	226	25.435	195	235	7	2:36.250	33.988	184	30.596	225	1:31.666		235
4	1:29.809	34.035	185	30.532	225	25.242	197	235									

19	Claudia Hürtgen, DEU/ Dominik Baumann, AUT								theoretical besttime: 1:28.911								
1	11:01.713	10:01.590	155	33.587	200	26.536	187		7	1:54.306	39.093	133	35.987	187	39.226		224
2	1:30.540	34.852	177	30.451	215	25.237	187	223	8	14:23.959	13:27.569	176	31.098	212	25.292	190	
3	1:29.342	34.337	179	30.078	215	24.927	188	225	9	1:29.262	34.156	180	29.973	216	25.133	190	223
4	1:29.768	34.103	180	30.430	216	25.235	188	226	10	1:29.184	34.107	179	29.944	217	25.133	188	223
5	1:29.272	34.040	180	30.221	217	25.011	189	225	11	1:39.690	34.225	179	30.015	215	35.450		223
6	1:31.884	34.083	180	30.367	215	27.434	189	224									

20	Max Sandritter, DEU/ Jörg Müller, CHE								theoretical besttime: 1:28.818								
1	7:31.600	6:23.504	142	37.652	172	30.444	187		5	1:29.004	34.110	181	29.965	218	24.929	191	225
2	1:33.863	36.246	180	30.764	216	26.853	191	224	6	1:29.725	34.009	181	30.014	218	25.702	190	226
3	1:29.472	34.158	180	29.972	219	25.342	191	225	7	1:42.135	37.755	181	30.884	218	33.496		226
4	1:34.776	34.162	181	29.880	214	30.734	191	227									

21	David Mengesdorf, DEU/ Frank Schmickler, DEU								theoretical besttime: 1:29.166								
1	9:07.737	7:59.947	130	37.845	133	29.945	189		5	1:29.332	34.057	183	30.076	218	25.199	191	228
2	1:31.258	35.061	179	30.725	217	25.472	191	225	6	1:29.271	34.121	183	29.948	219	25.202	190	228
3	1:32.961	34.241	182	30.166	218	28.554	190	227	7	1:29.650	34.019	183	30.177	217	25.454	191	226
4	1:29.583	34.216	183	30.103	219	25.264	191	228	8	2:00.098	36.013	148	40.578	143	43.507		227

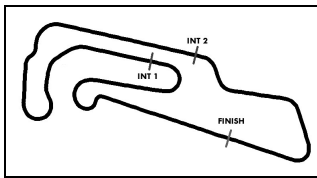
22	Eduard Leganov, CZE/ Fabian Hamprecht, CZE								theoretical besttime: 1:31.765								
1	7:29.782	6:18.994	121	39.099	207	31.689	164		5	1:33.818	34.926	184	31.089	219	27.803	183	229
2	1:47.195	41.988	176	34.589	211	30.618	186	132	6	1:32.690	35.036	182	30.871	220	26.783	173	226
3	1:35.655	37.502	179	31.732	218	26.421	192	189	7	1:33.133	35.822	182	31.343	219	25.968	193	200
4	1:32.487	35.119	179	31.322	220	26.046	193	228	8		35.132	184					228

23	Lorenz Frey, CHE/ Gabriele Gardel, CHE								theoretical besttime: 1:30.187								
1	2:00.203	56.616	175	35.678	190	27.909	190		5	1:30.482	34.721	182	30.296	223	25.465	193	231
2	1:34.213	36.450	180	31.391	221	26.372	192	229	6	1:31.687	34.910	183	30.851	222	25.926	193	231
3	1:31.649	35.056	181	30.915	221	25.678	193	230	7	1:50.705	35.903	179	33.226	218	41.576		232
4	1:30.686	34.512	182	30.795	220	25.379	193	232									

26	Rahel Frey, CHE/ Markus Winkelhock, DEU								theoretical besttime: 1:29.380								
1	1:58.964	55.292	171	35.194	208	28.478	187		7	3:02.008	2:04.879	179	31.268	216	25.861	189	
2	1:33.074	36.191	179	31.152	216	25.731	189	224	8	1:30.093	34.775	180	30.157	218	25.161	190	226
3	1:30.418	34.960	181	30.404	218	25.054	190	225	9	1:33.116	35.684	175	31.971	217	25.461	190	228
4	1:29.907	34.524	180	30.278	218	25.105	189	227	10	1:29.783	34.451	181	30.075	218	25.257	189	226
5	1:29.380	34.333	181	30.000	218	25.047	190	226	11	1:53.848	36.624	176	35.253	184	41.971		226
6	1:48.463	34.492	180	30.523	215	43.448		227									

27	Christopher Mies, DEU/ Rene Rast, DEU								theoretical besttime: 1:29.249								
1	1:55.531	52.263	164	34.417	209	28.851	189		6	1:32.157	34.172	181	31.681	213	26.304	191	227
2	1:30.020	34.555	182	30.305	217	25.160	190	225	7	1:37.733	34.294	181	30.315	217	33.124	190	227
3	1:29.376	34.240	181	29.956	217	25.180	191	227	8	1:30.211	34.526	181	30.350	217	25.335	191	226
4	1:29.422	34.236	182	30.065	218	25.121	191	227	9	1:42.257	34.177	181	32.775	188	35.305		228
5	1:30.943	34.503	181	30.823	216	25.617	191	227									

28	Christer Jöns, DEU/ Christian Mamerow, DEU								theoretical besttime: 1:28.449								
1	1:44.887	43.176	172	33.331	209	28.380	188		8	1:29.380	33.961	181	30.374	216	25.045	190	225
2	1:33.443	35.030	179	32.305	215	26.108	189	223	9	1:42.592	34.039	180	31.814	217	36.739		227
3	1:29.026	34.013	181	29.942	218	25.071	190	225	10	20:13.025	19:16.463	176	30.794	215	25.768	190	
4	1:30.000	33.979	181	30.197	218	25.824	190	226	11	1:28.905	34.092	181	29.909	219	24.904	190	224



ADAC GT Masters

Lap analysis Qualifying 1

Provisional



etropolis Motorsport Arena Oschersleben, Length: 3696 m

Air temperature: 22.4°C

Track temperature: 23.8°C

Weather condition: Dry

DMSB Reg. Nr.: 106/213
Deutscher Motor Sport Bund e.V.

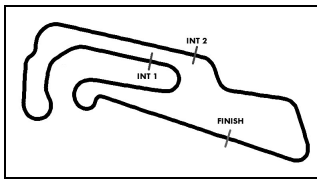
Friday 26.4.2013 15:40

Lap	Time	SE1	SP1	SE2	SP2	SE3	SP3	TSP	Lap	Time	SE1	SP1	SE2	SP2	SE3	SP3	TSP
5	1:28.974	33.921	181	29.989	220	25.064	189	226	12	1:28.713	33.762	181	29.783	219	25.168	190	225
6	1:45.495	35.875	150	36.793	174	32.827	189	227	13	1:46.817	37.968	178	31.847	210	37.002		201
7	1:40.291	33.896	180	32.226	126	34.169	189	226									

100 Daniel Dobitsch, AUT/ Aditya Patel, IND

theoretical besttime: 1:29.824

1	2:40.136	1:37.990	163	35.008	213	27.138	190		5	1:38.675	34.380	170	34.395	171	29.900	185	228
2	1:33.675	34.804	179	32.881	217	25.990	190	226	6	1:32.652	35.401	179	31.564	219	25.687	191	222
3	1:30.195	34.122	178	30.607	219	25.466	192	227	7	1:32.192	34.085	181	30.878	173	27.229	191	228
4	1:29.824	34.062	180	30.401	219	25.361	191	228	8	1:42.538	34.193	180	30.728	218	37.617		228



ADAC GT Masters

Vmax list Qualifying 1

Provisional



etropolis Motorsport Arena Oschersleben, Length: 3696 m

Air temperature: 22.4°C

Track temperature: 23.8°C

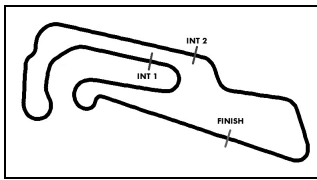
Weather condition: Dry



Reg. Nr.: 106/213

Friday 26.4.2013 15:40

Nr	Team, Car, Driver, Nat	Top speed
17	Callaway Competition, Corvette Z06.R GT3 Lips Remo , CHE Marioneck Lennart , DEU	240.81 km/h
2	Callaway Competition, Corvette Z06.R GT3 Alessi Diego , ITA Keilwitz Daniel , DEU	237.45 km/h
6	Farnbacher Racing, Porsche 911 GT3 R Frommenwiler Philipp , CHE Farnbacher Mario , DEU	236.56 km/h
3	Callaway Competition, Corvette Z06.R GT3 Wirth Andreas , DEU Hohenadel Christian , DEU	236.30 km/h
18	Callaway Competition, Corvette Z06.R GT3 Seiler Toni , CHE Kentenich Niclas , DEU	235.52 km/h
9	Tonino powered by Herberth Motorsport, Porsche 911 GT3 Bordeaux Rene , DEU Renauer Alfred , DEU	234.95 km/h
7	Farnbacher Racing, Porsche 911 GT3 R Aeberhard Jürg , CHE Pivoda Tomas , CZE	234.85 km/h
5	Farnbacher Racing, Porsche 911 GT3 R Nielsen Christina , DNK Simonsen Allan , DNK	234.70 km/h
10	Polarweiss Racing, Mercedes Benz SLS AMG GT3 Buhk Maximilian , DEU Götz Maximilian , DEU	234.18 km/h
4	Team GW-Schütz, Porsche 911 GT3 R Engelhart Christian , DEU Armino Nicolas , FRA	233.62 km/h
8	Tonino powered by Herberth Motorsport, Porsche 911 GT3 Renauer Robert , DEU Ragginger Martin , AUT	233.27 km/h
14	Lambda Performance, Ford GT GT3 Verdonck Nico , BEL Kechele Frank , DEU	232.91 km/h
11	Polarweiss Racing, Mercedes Benz SLS AMG GT3 Afanasiev Sergey , RUS Simonsen Andreas , SWE	232.71 km/h
23	Fischer Racing, Aston Martin V12 Vantage GT3 Frey Lorenz , CHE Gardel Gabriele , CHE	231.81 km/h



ADAC GT Masters

Vmax list Qualifying 1

Provisional



etropolis Motorsport Arena Oschersleben, Length: 3696 m

Air temperature: 22.4°C

Track temperature: 23.8°C

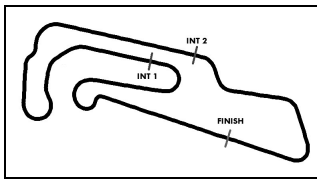
Weather condition: Dry



Reg. Nr.: 106/213

Friday 26.4.2013 15:40

Nr	Team, Car, Driver, Nat	Top speed
12	DB Motorsport, BMW Z4 GT3 Knap Simon , NLD den Boer Jeroen , NLD	229.38 km/h
1	MS RACING, Audi R8 LMS Ultra Stoll Florian , DEU Asch Sebastian , DEU	229.38 km/h
22	Team rhino's Leipert Motorsport, Lamborghini Gallardo FL Leganov Eduard , CZE Hamprecht Fabian , CZE	228.69 km/h
21	Team rhino's Leipert Motorsport, Lamborghini Gallardo FL Mengesdorf David , DEU Schmickler Frank , DEU	228.45 km/h
27	Prosperia C. Abt Racing, Audi R8 LMS Ultra Mies Christopher , DEU Rast Rene , DEU	228.45 km/h
100	MS RACING, Audi R8 LMS Ultra Dobitsch Daniel , AUT Patel Aditya , IND	228.30 km/h
26	Prosperia C. Abt Racing, Audi R8 LMS Ultra Frey Rahel , CHE Winkelhock Markus , DEU	227.58 km/h
28	Prosperia C. Abt Racing, Audi R8 LMS Ultra Jöns Christer , DEU Mamerow Christian , DEU	227.05 km/h
20	PIXUM Team Schubert, BMW Z4 GT3 Sandritter Max , DEU Müller Jörg , CHE	226.66 km/h
16	THE BOSS YACO Racing, Audi R8 LMS Ultra Geipel Philip , DEU Lunardi Dino , FRA	226.62 km/h
19	PIXUM Team Schubert, BMW Z4 GT3 Hürtgen Claudia , DEU Baumann Dominik , AUT	225.80 km/h



ADAC GT Masters

Start Grid Race 1

Provisional



etropolis Motorsport Arena Oschersleben, Length: 3696 m

Air temperature: 22.4°C

Track temperature: 23.8°C

Weather condition: Dry

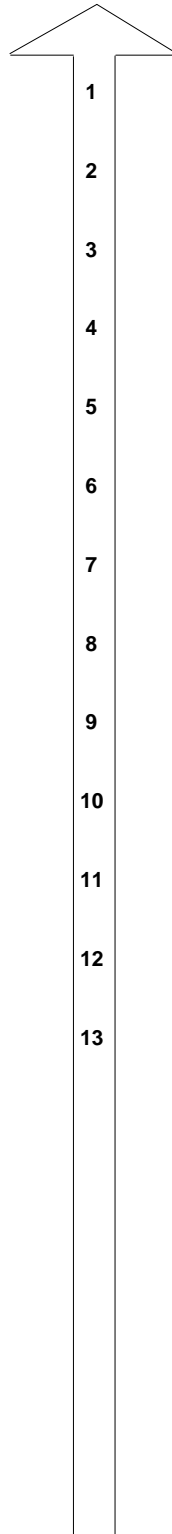


Reg. Nr.: 106/213

Saturday 27.4.2013 12:15

POLE POSITION

10 Polarweiss Racing Maximilian Buhk/ Maximilian Götz	1:28.049
6 Farnbacher Racing Philipp Frommenwiler/ Mario Farnba	1:28.364
11 Polarweiss Racing Sergey Afanasiev/ Andreas Simonse	1:28.639
12 DB Motorsport Simon Knap/ Jeroen den Boer	1:28.667
2 Callaway Competition Diego Alessi/ Daniel Keilwitz	1:28.801
14 Lambda Performance Nico Verdonck/ Frank Kechele	1:29.088
21 Team rhino's Leipert Motorsport David Mengesdorf/ Frank Schmickler	1:29.271
27 Prosperia C. Abt Racing Christopher Mies/ Rene Rast	1:29.376
7 Farnbacher Racing Jürg Aeberhard/ Tomas Pivoda	1:29.804
18 Callaway Competition Toni Seiler/ Niclas Kentenich	1:29.809
9 Tonino powered by Herberth Moto Rene Bordeaux/ Alfred Renauer	1:30.024
23 Fischer Racing Lorenz Frey/ Gabriele Gardel	1:30.482
22 Team rhino's Leipert Motorsport Eduard Leganov/ Fabian Hamprecht	1:32.487



4 Team GW-Schütz Christian Engelhart/ Nicolas Armindo	1:28.328
8 Tonino powered by Herberth Moto Robert Renauer/ Martin Ragginger	1:28.415
3 Callaway Competition Andreas Wirth/ Christian Hohenadel	1:28.658
28 Prosperia C. Abt Racing Christer Jöns/ Christian Mamerow	1:28.713
20 PIXUM Team Schubert Max Sandritter/ Jörg Müller	1:29.004
19 PIXUM Team Schubert Claudia Hürtgen/ Dominik Baumann	1:29.184
1 MS RACING Florian Stoll/ Sebastian Asch	1:29.293
26 Prosperia C. Abt Racing Rahel Frey/ Markus Winkelhock	1:29.380
17 Callaway Competition Remo Lips/ Lennart Marionek	1:29.808
100 MS RACING Daniel Dobitsch/ Aditya Patel	1:29.824
16 THE BOSS YACO Racing Philip Geipel/ Dino Lunardi	1:30.384
5 Farnbacher Racing Christina Nielsen/ Allan Simonsen	1:30.630

Publications Time:

Race Director:

Time Keeping: