

ADAC Formel Masters

Result List Free Practice



Provisional

etropolis Motorsport Arena Oschersleben, Length: 3696 m

Air temperature: 26.0°C

Track temperature: 29.9°C

Weather condition: Dry

DMSB Reg. Nr.: 107/213
Deutscher Motor Sport Bund e.V.

Friday 26.4.2013 12:30

started : 20 classified : 20 not classified : 0

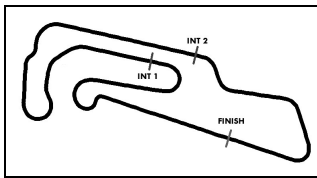
	Competitor Drivers	Sponsor Car	Lap	Best Time	Gap	Diff	Kph	Day Time
1	9 ADAC Berlin-Brandenburg e.V. M.Günther(DEU)	Formel ADAC powered by Volkswagen	12	1:30.015				12:55:59
2	6 Neuhauser Racing M.Dienst(DEU)	ADAC Nordbaden e.V. Formel ADAC powered by Volkswagen	12	1:30.511	0.496	0.496		12:49:57
3	11 ADAC Berlin-Brandenburg e.V. H.Grapp(DEU)	Formel ADAC powered by Volkswagen	13	1:30.584	0.569	0.073		12:58:54
4	15 ADAC Berlin-Brandenburg e.V. A.Picariello(BEL)	Formel ADAC powered by Volkswagen	5	1:30.670	0.655	0.086		12:43:45
5	16 Schiller Motorsport J.Kremer(DEU)	Formel ADAC powered by Volkswagen	12	1:30.682	0.667	0.012		13:02:48
6	3 Lotus M.Jensen(DEN)	Formel ADAC powered by Volkswagen	11	1:30.759	0.744	0.077		12:51:57
7	8 Neuhauser Racing S.Riener(AUT)	Formel ADAC powered by Volkswagen	8	1:30.850	0.835	0.091		12:43:56
8	27 Team KUG Motorsport F.Herzog(DEU)	Formel ADAC powered by Volkswagen	5	1:31.006	0.991	0.156		12:47:37
9	26 Team KUG Motorsport R.Boschung(CHE)	Formel ADAC powered by Volkswagen	13	1:31.008	0.993	0.002		13:07:12
10	5 Lotus I.Dontje(NLD)	Formel ADAC powered by Volkswagen	9	1:31.224	1.209	0.216		12:49:15
11	2 Lotus C.O'Keefe(RSA)	Formel ADAC powered by Volkswagen	8	1:31.273	1.258	0.049		12:47:37
12	10 ADAC Berlin-Brandenburg e.V. K.Schramm(DEU)	Formel ADAC powered by Volkswagen	12	1:31.465	1.450	0.192		12:57:01
13	17 Schiller Motorsport F.Schiller(DEU)	Formel ADAC powered by Volkswagen	8	1:31.572	1.557	0.107		12:44:38
14	4 Lotus B.Visser(NLD)	Formel ADAC powered by Volkswagen	19	1:31.696	1.681	0.124		13:11:33
15	22 JBR Motorsport & Engineering B.Gentgen(DEU)	ADAC Nordrhein e.V. Formel ADAC powered by Volkswagen	10	1:32.318	2.303	0.622		12:53:25
16	19 KSW Motorsport K.Giersiepen(DEU)	ADAC Westfalen Team Sport Formel ADAC powered by Volkswagen	21	1:32.548	2.533	0.230		13:10:57
17	23 JBR Motorsport & Engineering H.Utsch(DEU)	Formel ADAC powered by Volkswagen	19	1:32.771	2.756	0.223		13:12:17
18	24 Team KUG Motorsport S.Kox(NLD)	Formel ADAC powered by Volkswagen	17	1:32.842	2.827	0.071		13:04:58
19	14 ADAC Berlin-Brandenburg e.V. G.Maggi(CHE)	Formel ADAC powered by Volkswagen	16	1:33.288	3.273	0.446		13:06:03
20	20 KSW Motorsport M.Gatz(DEU)	ADAC Westfalen Team Sport Formel ADAC powered by Volkswagen	19	1:34.033	4.018	0.745		13:12:04

Subject to final scrutineering!

Publications Time:

Clerk of the course:

Time Keeping:



ADAC Formel Masters

Lap analysis Free Practice



Provisional

etropolis Motorsport Arena Oschersleben, Length: 3696 m

Air temperature: 25.9°C

Track temperature: 29.8°C

Weather condition: Dry



Reg. Nr.: 107/213

Friday 26.4.2013 12:30

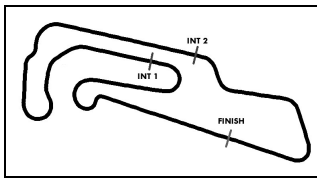
Lap	Time	SE1	SP1	SE2	SP2	SE3	SP3	TSP	Lap	Time	SE1	SP1	SE2	SP2	SE3	SP3	TSP
2 Callan O'Keeffe, RSA ,									theoretical besttime: 1:31.225								
1	3:17.290	2:08.046	119	38.484	143	30.760	139		12	1:47.772	35.553	161	30.816	187	41.403	195	
2	1:46.157	40.971	133	36.068	145	29.118	144	155	13	7:50.372	6:40.904	103	37.190	115	32.278	167	
3	2:02.060	39.510	140	36.598	148	45.952		161	14	1:31.897	35.904	161	30.789	186	25.204	169	
4	4:15.638	3:14.003	148	33.810	160	27.825	166		15	1:32.957	35.883	161	31.533	184	25.541	168	
5	1:32.229	36.077	159	30.853	188	25.299	168	191	16	1:31.910	35.770	161	30.823	186	25.317	168	
6	1:40.447	35.692	162	37.742	108	27.013	168	195	17	1:32.293	35.932	160	30.977	186	25.384	168	
7	1:32.292	36.107	161	30.890	187	25.295	169	195	18	1:31.910	35.699	160	30.871	186	25.340	170	
8	1:31.273	35.601	161	30.561	189	25.111	168	195	19	1:35.691	35.681	161	33.904	184	26.106	170	
9	1:32.429	35.627	161	30.912	186	25.890	169	195	20	1:55.916	36.434	145	32.703	184	46.779	197	
10	1:31.726	35.696	162	30.650	189	25.380	169	197	21	2:56.531	1:37.032	158	34.350	179	45.149		
11	1:31.637	35.616	161	30.871	188	25.150	169	197									

Lap	Time	SE1	SP1	SE2	SP2	SE3	SP3	TSP	Lap	Time	SE1	SP1	SE2	SP2	SE3	SP3	TSP
3 Mikkel Jensen, DEN ,									theoretical besttime: 1:30.721								
1	3:06.399	1:56.892	115	39.698	136	29.809	152		12	1:31.062	35.336	162	30.573	189	25.153	168	
2	1:44.981	40.571	135	36.040	156	28.370	157	161	13	1:31.780	35.388	161	30.451	189	25.941	160	
3	1:51.342	38.492	148	35.113	168	37.737		173	14	1:48.538	36.972	157	34.037	181	37.529	191	
4	4:16.236	3:12.571	155	34.356	155	29.309	163		15	4:22.112	3:21.161	149	34.234	164	26.717	167	
5	1:38.701	41.139	135	32.154	187	25.408	167	188	16	1:32.898	36.050	160	31.369	186	25.479	168	
6	1:31.658	35.689	161	30.963	187	25.006	168	194	17	1:38.135	36.253	150	33.343	165	28.539	168	
7	1:31.145	35.416	161	30.546	188	25.183	170	194	18	1:31.945	35.486	162	31.000	179	25.459	168	
8	1:40.887	38.331	145	36.103	164	26.453	169	197	19	1:32.160	35.425	162	31.179	184	25.556	169	
9	1:34.629	35.459	161	31.162	158	28.008	168	195	20	1:45.428	36.276	161	32.488	183	36.664	195	
10	1:30.800	35.308	161	30.481	188	25.011	169	195	21	2:45.238	1:34.446	154	32.853	176	37.939		
11	1:30.759	35.346	162	30.428	190	24.985	169	195									

Lap	Time	SE1	SP1	SE2	SP2	SE3	SP3	TSP	Lap	Time	SE1	SP1	SE2	SP2	SE3	SP3	TSP
4 Beitske Visser, NLD ,									theoretical besttime: 1:31.525								
1	3:12.135	2:03.839	121	38.222	138	30.074	140		12	8:09.241	7:07.456	142	34.339	159	27.446	152	
2	1:45.472	40.976	132	36.118	138	28.378	146	150	13	1:38.465	38.182	141	33.849	153	26.434	167	
3	1:57.816	39.216	139	35.179	136	43.421		160	14	1:32.407	35.823	160	30.985	186	25.599	168	
4	4:21.794	3:18.745	129	36.125	153	26.924	166		15	1:32.155	35.612	161	30.976	184	25.567	168	
5	1:34.625	36.597	159	31.846	186	26.182	167	192	16	1:31.699	35.608	161	30.726	186	25.365	168	
6	1:34.760	36.109	160	32.707	185	25.944	167	193	17	1:31.946	35.476	160	30.891	186	25.579	168	
7	1:32.823	35.922	160	31.171	187	25.730	168	194	18	1:31.772	35.557	161	30.795	187	25.420	169	
8	1:32.197	35.601	161	31.017	187	25.579	168	196	19	1:31.696	35.434	160	30.840	188	25.422	170	
9	1:41.846	37.450	121	37.721	122	26.675	168	196	20	1:32.207	35.640	161	31.024	185	25.543	169	
10	1:32.407	35.754	160	31.077	188	25.576	169	195	21	1:51.799	35.646	161	31.182	184	44.971	197	
11	1:48.465	35.819	160	31.435	186	41.211		195									

Lap	Time	SE1	SP1	SE2	SP2	SE3	SP3	TSP	Lap	Time	SE1	SP1	SE2	SP2	SE3	SP3	TSP
5 Indy Dontje, NLD ,									theoretical besttime: 1:31.024								
1	3:33.195	2:19.761	103	42.628	126	30.806	149		12	1:31.846	35.598	160	30.613	191	25.635	167	
2	1:47.107	41.795	120	37.707	154	27.605	162	155	13	1:46.792	36.771	157	32.489	162	37.532	194	
3	1:57.005	38.504	145	36.140	140	42.361		186	14	9:20.295	8:15.009	123	36.672	144	28.614	163	
4	4:15.941	3:11.096	117	38.149	180	26.696	166		15	1:34.862	38.616	159	30.963	186	25.283	169	
5	1:35.216	36.365	158	31.411	141	27.440	167	192	16	1:31.385	35.620	160	30.537	187	25.228	168	
6	1:32.190	35.848	159	30.886	186	25.456	168	194	17	1:31.443	35.684	160	30.540	189	25.219	169	
7	1:31.840	35.766	160	30.816	187	25.258	168	194	18	1:33.492	35.446	161	32.371	187	25.675	170	
8	1:31.510	35.567	160	30.686	188	25.257	168	195	19	1:31.503	35.537	162	30.549	188	25.417	169	
9	1:31.224	35.477	160	30.634	189	25.113	169	195	20	1:31.790	35.527	162	30.798	185	25.465	169	
10	1:36.181	38.520	149	32.315	188	25.346	169	196	21	1:49.656	36.013	161	31.376	185	42.267	196	
11	1:31.242	35.664	160	30.486	190	25.092	169	195									

Lap	Time	SE1	SP1	SE2	SP2	SE3	SP3	TSP	Lap	Time	SE1	SP1	SE2	SP2	SE3	SP3	TSP
6 Marvin Dienst, DEU ,									theoretical besttime: 1:30.419								
1	2:23.899	1:09.485	113	42.003	131	32.411	147		12	1:30.511	35.200	163	30.294	191	25.017	171	
2	1:53.065	44.363	120	38.974	156	29.728	150	151	13	1:55.756	40.455	145	34.308	164	40.993	161	
3	1:43.761	39.994	144	35.404	151	28.363	165	150	14	9:22.843	8:16.527	120	37.636	151	28.680	142	
4	1:45.558	41.638	146	35.099	156	28.821	164	151	15	1:45.054	40.437	138	36.859	158	27.758	165	
5	1:34.397	36.764	159	31.637	187	25.996	168	188	16	1:35.766	37.921	162	31.246	185	26.599	158	
6	1:32.622	35.780	161	31.496	189	25.346	169	195	17	1:39.174	39.597	148	33.746	185	25.831	169	
7	1:30.935	35.442	162	30.456	191	25.037	169	196	18	1:31.715	35.745	162	30.363	190	25.607	170	



ADAC Formel Masters

Lap analysis Free Practice



Provisional

etropolis Motorsport Arena Oschersleben, Length: 3696 m

Air temperature: 25.9°C

Track temperature: 29.8°C

Weather condition: Dry

DMSB Reg. Nr.: 107/213
Deutscher Motor Sport Bund e.V.

Friday 26.4.2013 12:30

Lap	Time	SE1	SP1	SE2	SP2	SE3	SP3	TSP	Lap	Time	SE1	SP1	SE2	SP2	SE3	SP3	TSP
8	1:30.516	35.174	163	30.280	191	25.062	170	196	19	1:31.015	35.492	163	30.396	190	25.127	172	196
9	1:30.895	35.321	162	30.484	191	25.090	171	198	20	1:30.796	35.359	162	30.472	191	24.965	171	199
10	1:31.123	35.324	163	30.388	192	25.411	171	198	21	1:59.954	39.427	123	35.588	152	44.939		162
11	1:30.643	35.286	162	30.350	190	25.007	171	199									

8 Stefan Riener, AUT ,

theoretical besttime: 1:30.820

1	2:19.902	1:05.575	112	41.924	121	32.403	137		11	1:40.879	39.602	134	35.618	158	25.659	170	168
2	1:58.492	46.619	135	41.203	138	30.670	157	132	12	1:31.262	35.721	163	30.497	190	25.044	169	197
3	1:44.462	40.259	147	35.090	170	29.113	164	151	13	1:49.844	37.785	157	33.258	185	38.801		191
4	1:45.273	42.368	129	35.480	135	27.425	163	159	14	8:21.684	7:15.819	156	36.617	136	29.248	165	
5	1:34.270	36.667	161	31.897	177	25.706	168	188	15	1:41.937	40.552	141	33.884	169	27.501	164	181
6	1:31.978	35.965	161	30.799	189	25.214	169	196	16	1:39.837	40.157	140	33.397	180	26.283	168	169
7	1:31.690	35.821	162	30.640	190	25.229	170	197	17	1:36.782	37.479	158	33.233	183	26.070	169	195
8	1:30.850	35.458	163	30.322	191	25.070	169	197	18	1:31.721	35.939	162	30.666	187	25.116	169	196
9	1:31.081	35.500	164	30.541	190	25.040	169	197	19	1:42.019	35.583	162	30.694	189	35.742		197
10	1:31.217	35.658	163	30.404	190	25.155	169	197									

9 Maximilian Günther, DEU ,

theoretical besttime: 1:29.922

1	3:29.599	2:27.164	139	34.586	162	27.849	153		11	1:33.557	36.923	154	31.319	181	25.315	168	177
2	1:38.140	37.967	152	33.007	163	27.166	158	173	12	1:30.015	35.313	161	30.033	191	24.669	169	195
3	1:36.827	36.980	155	32.867	157	26.980	168	178	13	1:30.263	35.220	162	30.150	190	24.893	169	196
4	1:32.491	35.621	160	31.411	190	25.459	169	194	14	1:33.245	36.460	160	31.626	189	25.159	168	196
5	1:37.150	35.988	159	35.417	168	25.745	168	198	15	1:30.909	35.357	162	30.238	188	25.314	170	196
6	1:30.970	35.593	161	30.316	190	25.061	169	195	16	1:41.672	35.507	160	30.610	189	35.555		196
7	1:30.441	35.313	161	30.209	192	24.919	169	195	17	9:16.888	8:07.345	112	39.737	143	29.806	145	
8	1:44.390	35.556	162	32.261	187	36.573		197	18	1:47.686	41.060	138	36.916	146	29.710	150	151
9	6:40.253	5:39.562	142	33.737	160	26.954	158		19	1:45.092	41.028	128	35.352	150	28.712	143	146
10	1:35.569	37.178	150	32.217	174	26.174	160	176	20	1:51.309	41.425	161	30.722	188	39.162		159

10 Kim Luis Schramm, DEU ,

theoretical besttime: 1:31.341

1	3:59.833	2:52.604	136	37.837	176	29.392	158		11	1:34.389	36.855	157	31.642	186	25.892	167	191
2	1:37.462	37.906	151	33.276	182	26.280	165	183	12	1:31.465	35.760	160	30.471	189	25.234	169	193
3	1:33.521	36.524	156	31.201	185	25.796	165	190	13	1:32.274	36.030	159	30.714	190	25.530	169	197
4	1:32.510	36.073	158	30.792	188	25.645	167	192	14	1:32.085	35.883	159	30.668	191	25.534	169	196
5	1:32.115	35.849	159	30.871	188	25.395	168	193	15	1:33.813	35.767	160	31.018	192	27.028	169	197
6	1:46.119	42.806	130	36.973	176	26.340	167	193	16	1:36.418	40.153	151	30.863	188	25.402	169	198
7	1:31.659	35.753	159	30.617	188	25.289	168	193	17	1:31.628	35.636	162	30.627	188	25.365	169	196
8	1:31.637	35.711	160	30.575	188	25.351	168	193	18	1:52.297	35.845	162	30.677	189	45.775		197
9	1:55.873	37.055	158	32.638	184	46.180		195	19	6:06.364	4:46.541	157	32.197	183	47.626		
10	6:54.379				183	27.573	165		20	3:31.887	2:11.027	160	31.416	185	49.444		

11 Hendrik Grapp, DEU ,

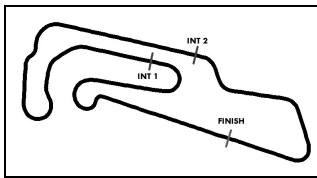
theoretical besttime: 1:30.584

1	3:39.234	2:35.894	152	35.141	158	28.199	151		12	1:31.852	36.263	161	30.496	189	25.093	168	188
2	1:37.912	38.874	147	32.914	172	26.124	166	161	13	1:30.584	35.282	161	30.306	189	24.996	168	195
3	1:31.960	35.710	158	30.691	188	25.559	167	192	14	1:30.996	35.456	162	30.353	189	25.187	169	195
4	1:32.141	35.959	158	30.669	189	25.513	168	194	15	1:35.597	36.035	150	33.479	151	26.083	169	196
5	1:35.886	35.858	159	34.012	167	26.016	168	195	16	1:31.480	35.826	162	30.448	188	25.206	169	196
6	1:31.288	35.518	161	30.580	190	25.190	167	195	17	1:31.185	35.445	162	30.428	187	25.312	168	197
7	1:31.347	35.332	161	30.670	188	25.345	167	194	18	1:31.147	35.411	161	30.490	188	25.246	168	196
8	1:31.452	35.470	161	30.462	188	25.520	168	195	19	1:31.498	35.396	161	30.364	189	25.738	169	195
9	1:31.186	35.353	161	30.346	189	25.487	168	195	20	1:43.445	37.493	159	30.722	189	35.230		196
10	1:41.183	35.534	162	30.573	189	35.076		196	21	4:16.706	2:59.775	161	30.730	185	46.201		
11	8:08.628	7:09.732	150	32.712	181	26.184	164										

14 Giorgio Maggi, CHE ,

theoretical besttime: 1:33.130

1	4:07.569	2:56.983	123	39.925	146	30.661	144		12	1:42.279	39.590	140	34.305	168	28.384	165	176
2	1:42.532	42.161	148	33.523	179	26.848	163	153	13	1:35.388	37.017	147	32.297	183	26.074	165	191
3	1:35.572	37.174	154	32.041	181	26.357	164	188	14	1:33.711	36.211	158	31.746	184	25.754	166	192
4	1:34.197	36.477	155	31.568	184	26.152	165	189	15	1:33.367	36.198	159	31.370	182	25.799	166	192
5	1:33.512	36.048	157	31.343	184	26.121	164	191	16	1:33.288	36.052	159	31.407	182	25.829	165	192



ADAC Formel Masters

Lap analysis Free Practice



Provisional

etropolis Motorsport Arena Oschersleben, Length: 3696 m

Air temperature: 25.9°C

Track temperature: 29.8°C

Weather condition: Dry



Reg. Nr.: 107/213

Friday 26.4.2013 12:30

Lap	Time	SE1	SP1	SE2	SP2	SE3	SP3	TSP	Lap	Time	SE1	SP1	SE2	SP2	SE3	SP3	TSP
6	1:33.585	36.142	156	31.394	184	26.049	164	190	17	1:39.309	36.986	139	35.506	156	26.817	165	192
7	1:41.865	39.363	150	34.521	136	27.981	166	189	18	1:33.315	36.107	158	31.422	184	25.786	168	191
8	1:34.183	36.598	156	31.665	181	25.920	166	192	19	1:36.909	38.634	129	32.513	184	25.762	168	194
9	1:33.580	36.033	158	31.482	183	26.065	166	192	20	1:33.478	36.137	159	31.519	184	25.822	168	195
10	1:54.399	37.715	153	35.733	140	40.951		176	21	1:51.671	37.700	152	33.315	145	40.656		195
11	9:14.645	8:08.521	131	37.223	171	28.901	149										

15 Alessio Picariello, BEL ,

theoretical besttime: 1:30.453

1	7:32.796	6:16.403	102	44.819	122	31.574	134		10	11:46.711	10:49.223	154	32.212	182	25.276	168	
2	1:40.207	41.744	138	33.232	177	25.231	167	134	11	1:30.729	35.401	162	30.474	187	24.854	169	195
3	1:31.028	35.328	160	30.605	188	25.095	168	193	12	1:37.895	39.535	138	33.241	182	25.119	169	197
4	1:30.788	35.354	160	30.409	189	25.025	168	194	13	1:30.802	35.238	162	30.498	187	25.066	169	197
5	1:30.670	35.212	161	30.417	189	25.041	169	195	14	1:31.002	35.397	161	30.568	188	25.037	169	196
6	1:46.848	40.657	120	39.001	134	27.190	169	195	15	1:41.145	35.635	160	30.546	189	34.964		197
7	1:30.902	35.190	162	30.542	187	25.170	169	197	16	3:26.224	2:30.323	159	30.693	186	25.208	169	
8	1:30.750	35.223	162	30.540	189	24.987	169	197	17	1:31.123	35.360	162	30.645	186	25.118	169	197
9	1:39.110	35.301	162	30.630	188	33.179		197	18	1:42.012	35.533	162	30.874	187	35.605		196

16 Jason Kremer, DEU ,

theoretical besttime: 1:30.593

1	7:46.919	6:44.981	143	34.205	170	27.733	160		9	1:35.283	37.810	154	31.945	184	25.528	167	177
2	1:38.572	37.305	157	34.187	135	27.080	167	177	10	1:31.475	35.471	160	30.592	187	25.412	168	191
3	1:30.966	35.413	160	30.409	190	25.144	168	193	11	1:30.720	35.328	161	30.438	189	24.954	168	193
4	1:31.226	35.576	160	30.500	189	25.150	167	194	12	1:30.682	35.303	160	30.419	187	24.960	169	193
5	1:43.542	42.342	129	35.878	182	25.322	168	146	13	1:49.727	44.367	107	39.168	160	26.192	168	150
6	1:30.763	35.351	161	30.341	190	25.071	169	193	14	1:30.801	35.407	161	30.445	187	24.949	167	192
7	1:52.386	38.326	139	34.933	174	39.127		195	15	1:53.703	38.520	139	34.791	170	40.392		193
8	9:06.007	8:02.439	126	36.249	171	27.319	158										

17 Fabian Schiller, DEU ,

theoretical besttime: 1:31.506

1	3:02.532	1:46.697	82	44.325	143	31.510	142		11	9:54.186	8:55.866	155	32.443	182	25.877	168	
2	1:43.631	41.910	148	34.524	180	27.197	166	147	12	1:32.541	35.581	160	31.159	186	25.801	167	194
3	1:35.746	36.973	156	31.609	184	27.164	131	190	13	1:32.695	35.603	161	31.398	185	25.694	168	194
4	1:54.891	52.533	114	36.615	184	25.743	168	124	14	1:32.258	35.710	161	31.085	187	25.463	168	195
5	1:32.002	35.713	160	30.749	189	25.540	168	195	15	1:45.956	35.807	161	31.118	186	39.031		195
6	1:45.716	35.519	162	42.546	155	27.651	169	195	16	3:43.609	2:42.103	128	35.426	181	26.080	167	
7	1:32.078	35.671	160	30.981	189	25.426	169	197	17	1:32.094	35.676	160	31.026	186	25.392	169	193
8	1:31.572	35.367	161	30.747	187	25.458	169	195	18	2:36.250	35.583	160	1:13.420	119	47.247		196
9	1:31.795	35.493	161	30.812	188	25.490	169	197	19	3:20.067	2:09.220	158	32.993	159	37.854		
10	1:45.679	35.501	161	31.092	186	39.086		197									

19 Kim Alexander Giersiepen, DEU ,

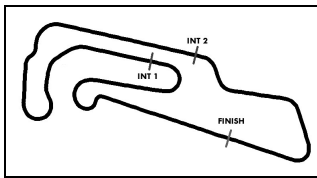
theoretical besttime: 1:32.462

1	2:46.877	1:29.220	91	44.213	104	33.444	126		13	6:12.634	5:13.371	156	33.341	186	25.922	167	
2	1:50.388	45.004	116	36.475	129	28.909	158	114	14	1:34.221	36.884	156	31.602	184	25.735	166	193
3	1:40.237	38.627	148	34.364	179	27.246	164	180	15	1:33.253	36.387	158	31.260	186	25.606	166	192
4	1:43.868	36.776	157	31.483	184	35.609		187	16	1:33.042	36.304	159	31.057	185	25.681	167	193
5	3:08.427	2:11.318	157	31.433	185	25.676	165		17	1:32.956	36.050	160	31.204	184	25.702	166	194
6	1:33.008	36.288	158	31.140	185	25.580	166	190	18	1:32.878	36.212	159	31.131	184	25.535	166	192
7	1:32.593	35.908	159	31.079	185	25.606	167	192	19	1:32.958	36.254	159	31.179	184	25.525	167	192
8	1:41.393	39.962	145	35.083	175	26.348	166	193	20	1:32.815	36.187	159	31.073	185	25.555	167	192
9	1:32.787	36.174	159	31.056	185	25.557	167	192	21	1:32.548	35.961	159	31.089	186	25.498	168	194
10	1:32.668	36.024	159	31.065	185	25.579	168	193	22	1:32.865	36.086	160	31.274	184	25.505	168	195
11	1:33.344	36.082	160	31.168	188	26.094	167	194	23	1:33.482	36.498	161	31.295	183	25.689	166	195
12	1:44.216	36.387	159	31.112	186	36.717		195	24	1:57.941	40.077	149	33.658	169	44.206		157

20 Martin Gatz, DEU ,

theoretical besttime: 1:33.826

1	2:46.007	1:25.920	92	45.905	104	34.182	135		12	1:34.196	36.519	159	31.472	183	26.205	164	190
2	1:52.674	44.513	135	39.043	129	29.118	158	126	13	1:41.696	36.556	159	37.325	85	27.815	165	190
3	1:43.976	39.428	135	34.987	139	29.561	163	166	14	1:35.013	37.239	157	31.644	184	26.130	165	191
4	1:36.462	38.057	155	31.981	183	26.424	164	170	15	1:34.670	36.917	159	31.621	183	26.132	166	191
5	1:34.781	36.981	156	31.809	184	25.991	165	189	16	1:45.877	36.606	158	33.253	184	36.018		192



ADAC Formel Masters

Lap analysis Free Practice



Provisional

etropolis Motorsport Arena Oschersleben, Length: 3696 m

Air temperature: 25.9°C

Track temperature: 29.8°C

Weather condition: Dry



Reg. Nr.: 107/213

Friday 26.4.2013 12:30

Lap	Time	SE1	SP1	SE2	SP2	SE3	SP3	TSP	Lap	Time	SE1	SP1	SE2	SP2	SE3	SP3	TSP
6	1:47.327	36.782	158	31.616	184	38.929		190	17	7:00.190	6:00.932	153	32.600	168	26.658	165	
7	6:02.877	5:01.975	149	33.563	165	27.339	163		18	1:34.383	36.773	157	31.731	182	25.879	168	189
8	1:36.855	37.564	157	32.732	167	26.559	166	184	19	1:34.033	36.488	158	31.579	183	25.966	167	193
9	1:34.245	36.653	158	31.588	182	26.004	166	191	20	1:34.381	36.585	160	31.584	179	26.212	164	192
10	1:34.889			184	26.012	165	191		21	1:34.689	36.798	160	31.863	179	26.028	166	192
11	1:34.094	36.711	159	31.517	184	25.866	165	190	22	1:51.450	36.744	159	31.457	183	43.249		191

22 Benedikt Gentgen, DEU ,

theoretical besttime: 1:31.974

1	2:35.170	1:18.069	110	44.426	112	32.675	109		12	1:32.829	36.005	160	31.124	188	25.700	166	193
2	1:55.621	46.047	113	37.631	179	31.943	163	108	13	1:32.607	35.792	160	31.067	189	25.748	168	193
3	1:48.587	40.705	126	38.243	74	29.639	164	154	14	1:48.768	36.303	160	32.287	185	40.178		193
4	2:05.079	42.848	157	35.982	123	46.249		127	15	6:38.283	5:41.335	160	31.398	185	25.550	167	
5	7:15.797	6:15.101	156	32.806	151	27.890	164		16	1:33.069	36.046	160	31.409	184	25.614	168	194
6	1:35.630	36.921	159	32.446	152	26.263	167	192	17	1:32.495	35.875	161	30.979	187	25.641	168	194
7	1:32.336	35.864	161	31.060	186	25.412	168	193	18	1:37.258	36.025	160	34.759	175	26.474	169	196
8	1:32.433	35.688	161	31.030	187	25.715	167	195	19	1:32.763	35.904	161	31.193	186	25.666	168	199
9	1:32.828	35.940	160	31.140	187	25.748	168	194	20	1:33.558	35.778	162	31.965	183	25.815	168	197
10	1:32.318	35.782	161	30.932	188	25.604	167	193	21	1:49.882	36.072	161	31.072	185	42.738		195
11	1:32.389	35.802	160	30.874	188	25.713	167	193									

23 Hannes Utsch, DEU ,

theoretical besttime: 1:31.956

1	2:37.047	1:19.518	90	43.996	91	33.533	129		12	1:33.205	36.109	160	31.422	187	25.674	165	194
2	1:56.727	44.909	124	41.419	114	30.399	159	116	13	1:32.941	36.008	159	31.304	186	25.629	167	194
3	1:47.136	40.602	125	36.884	119	29.650	162	151	14	1:34.391	36.197	157	31.342	186	26.852	166	195
4	2:04.304	42.366	141	36.149	137	45.789		132	15	1:33.416	36.156	159	31.566	183	25.694	166	193
5	7:13.534	6:14.618	155	32.404	182	26.512	165		16	1:42.566	35.991	160	31.336	184	35.239		194
6	1:33.064	36.309	158	31.227	185	25.528	166	190	17	4:17.145	3:19.462	154	31.992	183	25.691	168	
7	1:32.843	36.358	152	31.174	186	25.311	167	193	18	1:33.010	36.021	159	31.380	186	25.609	169	195
8	1:53.046	35.720	160	30.940	186	46.386		194	19	1:32.771	35.705	160	31.358	185	25.708	167	197
9	3:13.100	2:15.542	155	31.710	183	25.848	166		20	1:32.801	35.751	161	31.387	183	25.663	166	196
10	1:33.339	35.923	159	31.114	186	26.302	167	192	21	1:33.105	35.938	161	31.389	184	25.778	168	194
11	1:34.095	36.704	158	31.592	184	25.799	166	196	22	1:44.674	36.454	158	31.474	186	36.746		194

24 Stephane Kox, NLD ,

theoretical besttime: 1:32.534

1	2:10.840	1:03.250	116	38.586	141	29.004	156		11	9:00.493	7:57.833	150	34.565	167	28.095	162	
2	1:41.576	40.650	148	33.881	169	27.045	165	151	12	1:36.162	37.655	158	32.330	186	26.177	167	181
3	1:35.507	36.833	158	32.027	188	26.647	167	191	13	1:33.290	36.296	158	31.216	188	25.778	168	193
4	1:35.485	36.415	158	31.638	188	27.432	167	193	14	1:32.890	35.961	160	31.011	189	25.918	169	194
5	1:34.034	36.342	159	31.523	188	26.169	168	194	15	1:32.902	36.159	159	31.125	189	25.618	169	195
6	1:33.470	36.246	159	31.362	189	25.862	169	193	16	1:33.046	36.248	160	31.133	187	25.665	169	196
7	1:33.895	36.194	160	31.480	189	26.221	168	195	17	1:32.842	35.905	162	31.188	187	25.749	169	196
8	1:33.212	36.143	160	31.223	189	25.846	169	194	18	1:33.535	35.983	162	31.498	185	26.054	167	196
9	1:33.083	36.005	161	31.299	183	25.779	168	195	19	1:46.343	36.360	159	31.216	187	38.767		195
10	1:46.119	36.309	160	31.619	187	38.191		195									

26 Ralph Boschung, CHE ,

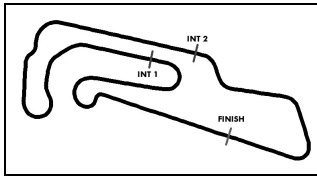
theoretical besttime: 1:30.676

1	6:35.460	5:25.223	119	39.864	134	30.373	134		8	1:31.527	35.604	161	30.667	189	25.256	168	196
2	1:56.116	42.107	125	36.921	162	37.088		136	9	1:31.341	35.589	161	30.448	189	25.304	168	195
3	6:26.888	5:18.174	129	35.971	140	32.743	162		10	1:41.479	35.592	161	30.644	190	35.243		195
4	1:31.927	36.166	159	30.536	188	25.225	168	187	11	8:22.440	7:25.935	161	31.092	184	25.413	168	
5	1:31.061	35.500	161	30.460	188	25.101	168	195	12	1:31.446	35.664	161	30.553	186	25.229	168	194
6	1:31.103	35.492	161	30.394	188	25.217	169	195	13	1:31.008	35.651	160	30.392	188	24.965	169	194
7	1:31.032	35.465	161	30.246	189	25.321	169	196	14	1:39.976	35.551	161	30.437	188	33.988		195

27 Florian Herzog, DEU ,

theoretical besttime: 1:30.920

1	6:47.312	5:41.529	147	36.670	155	29.113	161		9	1:31.913	35.631	162	31.002	190	25.280	168	196
2	1:53.562	40.693	151	32.501	181	40.368		162	10	1:32.109	35.808	162	30.712	192	25.589	167	197
3	5:51.895	4:46.206	140	37.566	133	28.123	165		11	1:31.379	35.608	161	30.678	188	25.093	169	194
4	1:34.143	37.710	156	31.080	188	25.353	168	187	12	1:31.634	35.741	161	30.774	188	25.119	168	195
5	1:31.006	35.523	161	30.411	191	25.072	169	196	13	1:31.708	35.723	161	30.745	186	25.240	169	194
6	1:31.265	35.652	162	30.409	191	25.204	168	198	14	1:50.746	45.300	115	38.584	151	26.862	168	165



ADAC Formel Masters

Lap analysis Free Practice

Provisional



etropolis Motorsport Arena Oschersleben, Length: 3696 m

Air temperature: 25.9°C

Track temperature: 29.8°C

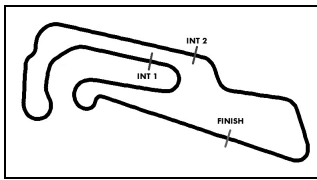
Weather condition: Dry



Reg. Nr.: 107/213

Friday 26.4.2013 12:30

Lap	Time	SE1	SP1	SE2	SP2	SE3	SP3	TSP	Lap	Time	SE1	SP1	SE2	SP2	SE3	SP3	TSP
7	1:31.197	35.551	161	30.658	188	24.988	169	195	15	1:42.998	35.640	161	30.598	188	36.760		194
8	1:39.093	35.583	160	38.093	174	25.417	170	196									



ADAC Formel Masters

Vmax list Free Practice

Provisional



etropolis Motorsport Arena Oschersleben, Length: 3696 m

Air temperature: 25.9°C

Track temperature: 29.7°C

Weather condition: Dry



Reg. Nr.: 107/213

Friday 26.4.2013 12:30

Nr	Team, Car, Driver, Nat	Top speed
6	Neuhauser Racing, Formel ADAC powerd by Volkswagen Dienst Marvin , DEU	199.11 km/h
22	JBR Motorsport & Engineering, Formel ADAC powerd by Volkswagen Gentgen Benedikt , DEU	198.63 km/h
9	Mücke-Motorsport, Formel ADAC powerd by Volkswagen Günther Maximilian , DEU	198.30 km/h
27	Team KUG Motorsport, Formel ADAC powerd by Volkswagen Herzog Florian , DEU	197.90 km/h
10	Mücke-Motorsport, Formel ADAC powerd by Volkswagen Schramm Kim Luis , DEU	197.75 km/h
5	Lotus, Formel ADAC powerd by Volkswagen Dontje Indy , NLD	197.61 km/h
3	Lotus, Formel ADAC powerd by Volkswagen Jensen Mikkel , DEN	197.50 km/h
4	Lotus, Formel ADAC powerd by Volkswagen Visser Beitske , NLD	197.31 km/h
15	Mücke-Motorsport, Formel ADAC powerd by Volkswagen Picariello Alessio , BEL	197.24 km/h
17	Schiller Motorsport, Formel ADAC powerd by Volkswagen Schiller Fabian , DEU	197.24 km/h
8	Neuhauser Racing, Formel ADAC powerd by Volkswagen Riener Stefan , AUT	197.13 km/h
2	Lotus, Formel ADAC powerd by Volkswagen O'Keeffe Callan , RSA	196.81 km/h
23	JBR Motorsport & Engineering, Formel ADAC powerd by Volkswagen Utsch Hannes , DEU	196.81 km/h
11	Mücke-Motorsport, Formel ADAC powerd by Volkswagen Grapp Hendrik , DEU	196.74 km/h
24	Team KUG Motorsport, Formel ADAC powerd by Volkswagen Kox Stephane , NLD	196.12 km/h
26	Team KUG Motorsport, Formel ADAC powerd by Volkswagen Boschung Ralph , CHE	195.84 km/h
14	Mücke-Motorsport, Formel ADAC powerd by Volkswagen Maggi Giorgio , CHE	195.48 km/h
19	KSW Motorsport, Formel ADAC powerd by Volkswagen Giersiepen Kim Alexander , DEU	195.27 km/h
16	Schiller Motorsport, Formel ADAC powerd by Volkswagen Kremer Jason , DEU	195.09 km/h
20	KSW Motorsport, Formel ADAC powerd by Volkswagen Gatz Martin , DEU	192.71 km/h