

ADAC GT Masters

Results Free Practice 1



Provisional

etropolis Motorsport Arena Oschersleben, Length: 3696 m

Air temperature: 17.6°C

Track temperature: 18.7°C

Weather condition: Dry

DMSB Reg. Nr.: 106/213
Deutscher Motor Sport Bund e.V.

Friday 26.4.2013 08:00

started : 25 classified : 25 not classified : 0

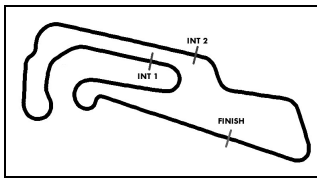
	Drivers	Team	Car	Lap	Best Time	Gap	Diff	Kph	Day Time
1	8 M.Ragginger/R.Renauer	Tonino powered by Herberth Motors	Porsche 911 GT3 R	9	1:27.807				8:21:11
2	10 M.Götz/M.Buhk	Polarweiss Racing	Mercedes SLS AMG GT3	7	1:28.217	0.410	0.410		8:18:34
3	3 C.Hohenadel/A.Wirth	Callaway Competition	Corvette Z06.R GT3	8	1:28.689	0.882	0.472		8:22:29
4	28 C.Mamerow/C.Jöns	Prosperia C. Abt Racing	Audi R8 LMS Ultra	30	1:28.747	0.940	0.058		9:00:23
5	2 D.Alessi/D.Keilwitz	Callaway Competition	Corvette Z06.R GT3	15	1:28.752	0.945	0.005		8:35:12
6	12 J.den Boer/S.Knap	DB Motorsport	BMW Z4 GT3	11	1:28.934	1.127	0.182		8:25:22
7	14 F.Kechele/N.Verdonck	Lambda Performance	Ford GT GT3	6	1:28.998	1.191	0.064		8:35:10
8	4 C.Engelhart/N.Armino	Team GW-Schütz	Porsche 911 GT3 R	11	1:29.006	1.199	0.008		8:26:30
9	11 A.Simonsen/S.Afanasiev	Polarweiss Racing	Mercedes SLS AMG GT3	7	1:29.019	1.212	0.013		8:13:19
10	1 S.Asch/F.Stoll	MS Racing	Audi R8 LMS Ultra	7	1:29.051	1.244	0.032		8:14:21
11	19 C.Hürtgen/D.Baumann	Team PIXUM Schubert	BMW Z4 GT3	11	1:29.123	1.316	0.072		8:20:24
12	6 M.Farnbacher/P.Frommenwiler	Farnbacher Racing	Porsche 911 GT3 R	14	1:29.130	1.323	0.007		8:33:14
13	27 R.Rast/C.Mies	Prosperia C. Abt Racing	Audi R8 LMS Ultra	20	1:29.174	1.367	0.044		8:34:51
14	20 M.Sandritter/J.Müller	Team PIXUM Schubert	BMW Z4 GT3	9	1:29.388	1.581	0.214		8:19:13
15	5 C.Nielsen(*A*)/A.Simonsen	Farnbacher Racing	Porsche 911 GT3 R	7	1:29.604	1.797	0.216		8:16:33
16	18 T.Seiler(*A*)/N.Kentenich	Callaway Competition	Corvette Z06.R GT3	10	1:29.651	1.844	0.047		8:25:50
17	21 F.Schmickler/D.Mengesdorf	Team rhino's Leipert Motorsport	Lamborghini Gallardo FL2	10	1:29.762	1.955	0.111		8:32:55
18	9 A.Renauer/R.Bordeaux(*A*)	Tonino powered by Herberth Motors	Porsche 911 GT3 R	12	1:29.786	1.979	0.024		8:24:58
19	16 P.Geipel/D.Lunardi	THE BOSS YAKO Racing	Audi R8 LMS Ultra	10	1:29.809	2.002	0.023		8:25:03
20	100 D.Dobitsch/A.Patel	MS Racing	Audi R8 LMS Ultra	5	1:29.871	2.064	0.062		8:13:55
21	23 G.Gardel/L.Frey	Fischer Racing	Aston Martin V12 Vantage GT3	11	1:29.877	2.070	0.006		8:27:51
22	26 R.Frey/M.Winkelhock	Prosperia C. Abt Racing	Audi R8 LMS Ultra	20	1:29.941	2.134	0.064		8:36:00
23	17 R.Lips(*A*)/L.Marionek	Callaway Competition	Corvette Z06.R GT3	4	1:30.175	2.368	0.234		8:19:32
24	7 J.Aeberhard/T.Pivoda	Farnbacher Racing	Porsche 911 GT3 R	28	1:30.802	2.995	0.627		8:59:26
25	22 E.Leganov(*A*)/F.Hamprecht	Team rhino's Leipert Motorsport	Lamborghini Gallardo FL2	30	1:31.431	3.624	0.629		9:00:46

Subject to final scrutineering!

Publications Time:

Clerk of the course:

Time Keeping:



ADAC GT Masters

Lap analysis Free Practice 1



Provisional

etropolis Motorsport Arena Oschersleben, Length: 3696 m

Air temperature: 17.6°C

Track temperature: 18.7°C

Weather condition: Dry



Reg. Nr.: 106/213

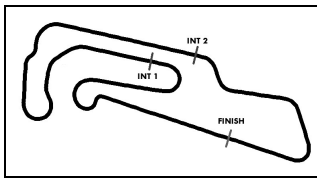
Friday 26.4.2013 08:00

Lap	Time	SE1	SP1	SE2	SP2	SE3	SP3	TSP	Lap	Time	SE1	SP1	SE2	SP2	SE3	SP3	TSP
1 Sebastian Asch, DEU/ Florian Stoll, DEU									theoretical besttime: 1:28.974								
1	5:15.554	4:10.015	169	37.017	208	28.522	188		15	7:28.373	6:28.970	162	33.115	215	26.288	190	
2	1:34.504	36.707	177	31.997	214	25.800	190	224	16	1:31.265	35.155	181	30.755	215	25.355	190	227
3	1:30.613	34.626	181	30.581	218	25.406	192	228	17	1:40.249	44.180	180	30.854	217	25.215	190	228
4	1:29.762	34.140	180	30.378	219	25.244	187	229	18	1:29.720	34.341	182	30.305	218	25.074	192	229
5	1:32.175	34.083	182	32.524	213	25.568	191	227	19	1:29.719	34.191	177	30.415	216	25.113	192	229
6	1:29.422	34.017	182	30.187	218	25.218	192	228	20	2:11.117	1:03.628	178	32.038	217	35.451		230
7	1:29.051	33.904	182	30.118	218	25.029	192	228	21	4:15.094	3:19.213	180	30.671	217	25.210	191	
8	1:41.739	34.204	180	31.961	212	35.574		229	22	1:29.891	34.346	182	30.425	217	25.120	191	227
9	6:29.106	5:29.473	176	32.870	139	26.763	191		23	1:30.258	34.563	182	30.567	218	25.128	192	228
10	1:30.153	34.272	181	30.474	217	25.407	191	229	24	1:29.722	34.251	182	30.238	218	25.233	192	228
11	1:29.829	34.298	183	30.341	218	25.190	192	229	25	1:39.227	34.352	182	30.968	205	33.907		229
12	1:29.190	33.960	181	30.041	219	25.189	186	230	26	5:01.510	4:04.592	179	31.301	215	25.617	191	
13	1:30.959	34.045	182	30.402	217	26.512	192	226	27		34.726	181					227
14	1:39.366	33.944	182	30.291	219	35.131		229									

2 Diego Alessi, ITA/ Daniel Keilwitz, DEU									theoretical besttime: 1:28.534								
1	3:19.364	2:08.461	133	39.280	185	31.623	156		15	1:28.752	33.703	189	30.087	226	24.962	197	241
2	1:41.114	40.293	163	33.809	221	27.012	196	194	16	1:56.356	33.918	188	48.727	172	33.711		242
3	1:30.195	34.762	188	30.249	226	25.184	198	238	17	4:47.519	3:50.641	187	31.102	225	25.776	197	
4	1:29.633	34.024	186	30.002	227	25.607	198	241	18	1:38.997	33.972	188	30.110	225	34.915		240
5	1:28.824	33.629	187	30.007	226	25.188	197	238	19	4:05.274	3:07.024	188	31.471	215	26.779	198	
6	1:28.825	33.691	189	29.943	227	25.191	198	239	20	1:29.177	33.797	188	30.268	226	25.112	197	241
7	1:40.959	34.517	186	31.485	212	34.957		241	21	1:38.177	33.869	190	30.911	226	33.397		241
8	7:15.412	6:17.600	185	31.645	224	26.167	197		22	3:02.380	2:06.587	188	30.330	227	25.463	198	
9	1:29.482	34.020	188	30.393	222	25.069	197	241	23	1:30.411	34.911	188	30.163	227	25.337	198	241
10	1:29.776	33.919	188	30.689	226	25.168	197	239	24	1:29.084	33.885	188	30.085	227	25.114	198	239
11	1:29.274	33.755	189	30.169	226	25.350	198	240	25	1:29.359	34.047	187	30.100	227	25.212	198	241
12	1:40.648	36.712	186	31.022	225	32.914		241	26	1:29.135	33.891	188	29.987	227	25.257	198	239
13	6:11.635	5:14.077	188	30.442	225	27.116	198		27	1:39.130	33.901	188	30.918	225	34.311		241
14	1:29.085	33.847	188	30.085	226	25.153	196	237									

3 Christian Hohenadel, DEU/ Andreas Wirth, DEU									theoretical besttime: 1:28.548								
1	4:54.318	3:50.032	162	36.657	214	27.629	174		13	1:30.610	34.576	186	30.780	224	25.254	196	236
2	1:37.552	36.992	185	31.687	217	28.873	193	216	14	1:31.023	34.410	188	31.329	225	25.284	196	238
3	1:32.637	35.703	186	30.731	222	26.203	198	217	15	1:29.551	34.073	188	30.453	225	25.025	197	237
4	1:29.547	34.137	187	30.178	223	25.232	198	238	16	1:42.453	34.058	187	30.367	225	38.028		238
5	1:28.692	33.689	189	30.099	226	24.904	197	237	17	8:52.147	7:56.102	187	30.672	224	25.373	195	
6	1:38.396	33.742	189	30.340	226	34.314		238	18	1:29.796	34.417	186	30.304	226	25.075	196	236
7	8:19.976	7:23.407	186	31.170	223	25.399	198		19	1:29.660	34.092	188	30.373	225	25.195	196	237
8	1:28.689	33.830	189	29.964	225	24.895	197	237	20	1:40.764	33.894	186	30.317	226	36.553		237
9	1:29.184	34.127	189	30.062	224	24.995	198	237	21	3:13.416	2:13.510	188	34.065	165	25.841	196	
10	1:28.814	33.713	189	30.067	226	25.034	197	238	22	1:29.919	34.373	186	30.420	225	25.126	196	237
11	1:39.738	33.700	189	30.273	226	35.765		238	23	1:29.825	34.010	187	30.370	226	25.445	197	237
12	8:24.161	7:26.963	186	31.548	224	25.650	195		24		34.475	186					238

4 Christian Engelhart, DEU/ Nicolas Armindo, FRA									theoretical besttime: 1:28.670								
1	4:02.176	2:26.843	154	50.463	119	44.870			14	1:30.317	34.722	185	30.333	223	25.262	194	235
2	2:36.044	1:35.256	176	33.708	218	27.080	192		15	1:29.578	33.757	186	30.417	221	25.404	193	235
3	1:30.636	34.890	185	30.325	222	25.421	193	232	16	1:30.145	34.477	185	30.459	221	25.209	195	235
4	1:30.705	34.492	185	30.929	221	25.284	194	234	17	1:29.212	33.824	186	30.229	220	25.159	195	234
5	1:29.454	34.262	185	30.030	222	25.162	194	234	18	1:38.231	34.165	186	30.557	221	33.509		235
6	1:29.176	33.935	186	30.022	222	25.219	194	235	19	7:33.503	6:37.748	182	30.486	222	25.269	195	
7	1:29.575	34.100	186	30.056	222	25.419	195	234	20	1:29.188	33.992	185	30.145	222	25.051	194	235
8	1:48.276	36.552	171	33.259	193	38.465		235	21	1:29.045	33.861	185	30.195	222	24.989	196	235
9	7:36.676	6:39.949	182	31.203	220	25.524	194		22	1:32.922	34.328	185	33.276	211	25.318	194	236
10	1:29.241	34.281	186	30.030	222	24.930	195	234	23	1:42.854	33.809	186	30.176	223	38.869		235
11	1:29.006	33.848	187	29.983	223	25.175	193	235	24	2:47.039	1:51.365	185	30.481	222	25.193	195	
12	1:39.852	34.067	187	30.013	223	35.772		234	25	1:29.550	34.087	186	30.308	221	25.155	195	235
13	4:51.921	3:55.221	182	30.980	219	25.720	194		26	1:38.766	33.994	186	30.658	222	34.114		235



ADAC GT Masters

Lap analysis Free Practice 1



Provisional

etropolis Motorsport Arena Oschersleben, Length: 3696 m

Air temperature: 17.6°C

Track temperature: 18.7°C

Weather condition: Dry



Reg. Nr.: 106/213

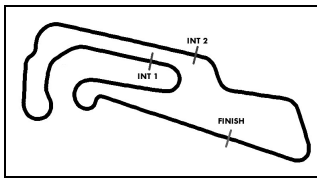
Friday 26.4.2013 08:00

Lap	Time	SE1	SP1	SE2	SP2	SE3	SP3	TSP	Lap	Time	SE1	SP1	SE2	SP2	SE3	SP3	TSP
5 Christina Nielsen, DNK/ Allan Simonsen, DNK									theoretical besttime: 1:29.066								
1	5:13.649	4:07.042	170	37.345	155	29.262	191		14	1:31.088	34.069	186	30.163	223	26.856	131	235
2	1:40.107	39.234	180	33.137	219	27.736	193	204	15	2:00.712	43.292	143	37.732	183	39.688		146
3	1:37.312	36.528	182	32.573	219	28.211	190	214	16	11:03.613	10:01.226	183	34.374	126	28.013	194	
4	1:45.122	35.197	183	31.189	220	38.736		233	17	1:30.032	34.153	186	30.337	223	25.542	195	234
5	3:18.018	2:20.680	181	31.700	223	25.638	195		18	1:33.310	35.099	183	31.538	213	26.673	194	236
6	1:30.012	34.499	185	30.524	224	24.989	195	236	19	1:39.941	34.082	187	30.551	223	35.308		235
7	1:29.604	33.914	187	30.513	224	25.177	195	237	20	4:10.114	3:09.092	174	33.944	220	27.078	191	
8	1:29.803	34.185	185	30.476	224	25.142	196	236	21	1:34.453	36.769	185	31.692	221	25.992	194	233
9	1:35.423	34.042	186	34.401	193	26.980	195	236	22	1:31.690	34.817	185	31.139	222	25.734	194	235
10	1:29.655	34.254	184	30.311	223	25.090	195	236	23	1:31.062	34.544	186	30.833	223	25.685	193	235
11	1:43.406	35.875	138	32.190	223	35.341		236	24	1:30.832	34.511	186	30.801	223	25.520	195	235
12	5:53.655	4:53.144	168	34.118	215	26.393	193		25	1:31.218	34.795	186	30.929	223	25.494	195	236
13	1:35.425	34.874	184	34.241	153	26.310	194	234									

Lap	Time	SE1	SP1	SE2	SP2	SE3	SP3	TSP	Lap	Time	SE1	SP1	SE2	SP2	SE3	SP3	TSP
6 Mario Farnbacher, DEU/ Philipp Frommenwiler, CHE									theoretical besttime: 1:29.049								
1	2:33.106	1:19.794	127	41.386	135	31.926	170		13	1:30.481	34.724	183	30.506	223	25.251	198	236
2	1:47.237	40.838	168	37.452	143	28.947	185	187	14	1:29.130	33.919	187	30.098	224	25.113	196	238
3	1:54.158	38.812	176	38.208	151	37.138		210	15	1:37.594	34.462	186	30.632	224	32.500		240
4	4:37.503	3:37.922	177	32.761	215	26.820	191		16	10:40.123	9:41.211	169	31.944	222	26.968	192	
5	1:32.297	35.759	183	30.942	221	25.596	195	224	17	1:31.431	35.454	182	30.480	225	25.497	196	234
6	1:30.321	34.734	186	30.388	221	25.199	194	235	18	1:30.238	34.293	187	30.462	225	25.483	195	236
7	1:30.000	34.390	187	30.290	222	25.320	198	235	19	1:30.219	34.275	188	30.499	224	25.445	197	237
8	1:29.812	34.420	187	30.164	223	25.228	195	238	20	1:38.697	34.444	187	30.651	224	33.602		237
9	1:33.887	34.638	186	33.495	192	25.754	198	239	21	4:23.411	3:27.144	183	30.901	225	25.366	198	
10	1:30.864	34.455	188	30.825	220	25.584	196	239	22	1:34.315	35.620	129	33.663	222	25.032	198	238
11	1:39.318	34.590	186	31.142	224	33.586		236	23	1:42.718	35.985	149	31.538	223	35.195		239
12	8:36.296	7:39.761	183	31.126	222	25.409	195										

Lap	Time	SE1	SP1	SE2	SP2	SE3	SP3	TSP	Lap	Time	SE1	SP1	SE2	SP2	SE3	SP3	TSP
7 Jürg Aeberhard, CHE/ Tomas Pivoda, CZE									theoretical besttime: 1:30.391								
1	8:00.518	6:52.200	135	38.437	191	29.881	173		16	1:35.376	36.898	184	32.063	216	26.415	196	233
2	1:44.305	39.584	161	34.276	162	30.445	187	179	17	1:33.565	35.717	182	31.391	220	26.457	194	237
3	1:42.344	39.192	176	35.552	157	27.600	195	203	18	1:32.507	35.603	181	31.067	223	25.837	195	236
4	1:34.506	36.271	181	31.741	216	26.494	196	198	19	1:35.569	37.415	184	31.691	223	26.463	195	236
5	1:33.063	35.713	185	31.389	222	25.961	196	201	20	1:33.662	35.782	164	31.826	224	26.054	196	236
6	1:49.971	34.913	187	30.931	220	44.127		232	21	1:32.193	35.288	183	30.961	222	25.944	194	237
7	5:54.699	4:57.675	185	30.985	222	26.039	196		22	1:31.154	34.696	187	30.760	223	25.698	196	236
8	1:31.173	34.718	186	30.772	222	25.683	196	236	23	1:31.333	34.861	184	30.847	223	25.625	195	237
9	1:30.900	34.515	185	30.886	223	25.499	198	236	24	1:31.295	34.961	183	30.772	223	25.562	195	237
10	1:32.293	34.440	187	31.400	175	26.453	198	237	25	1:31.303	34.835	187	30.875	224	25.593	197	237
11	1:32.125	35.507	186	30.862	223	25.756	197	237	26	1:31.354	34.959	184	30.709	223	25.686	196	237
12	1:31.068	34.623	186	30.891	224	25.554	197	237	27	1:31.178	35.001	185	30.759	222	25.418	197	237
13	1:43.029	34.598	187	31.392	223	37.039		238	28	1:30.802	34.717	186	30.578	223	25.507	197	237
14	6:09.266	5:05.435	176	36.123	213	27.708	193		29	1:30.846	34.667	185	30.533	224	25.646	197	237
15	1:35.611	36.859	182	32.105	219	26.647	194	220	30		35.326	184	31.678	222			238

Lap	Time	SE1	SP1	SE2	SP2	SE3	SP3	TSP	Lap	Time	SE1	SP1	SE2	SP2	SE3	SP3	TSP
8 Martin Ragginger, AUT/ Robert Renauer, DEU									theoretical besttime: 1:27.681								
1	4:54.927	3:30.636	126	41.159	156	43.132			10	1:27.968	33.359	186	29.665	223	24.944	187	237
2	1:56.584	53.789	163	34.126	187	28.669	179		11	1:39.120	33.620	187	29.926	222	35.574		231
3	1:34.256	37.337	183	31.380	221	25.539	195	201	12	11:46.946	10:49.984	182	31.063	221	25.899	194	
4	1:28.969	33.816	184	30.116	224	25.037	196	235	13	1:30.286	34.485	185	30.438	222	25.363	195	234
5	1:31.375	33.436	186	31.373	200	26.566	196	236	14	1:29.442	34.065	186	30.306	222	25.071	196	235
6	1:27.881	33.290	186	29.784	224	24.807	196	235	15	1:29.067	34.081	185	30.033	223	24.953	194	236
7	1:40.391	34.139	185	30.783	224	35.469		234	16	1:29.247	34.153	187	30.185	223	24.909	196	235
8	5:09.049	4:08.061	146	34.551	133	26.437	195		17	1:31.553	34.247	186	31.890	222	25.416	196	236
9	1:27.807	33.416	186	29.640	223	24.751	196	236	18	1:47.897	33.807	187	29.938	223	44.152		235



ADAC GT Masters

Lap analysis Free Practice 1



Provisional

etropolis Motorsport Arena Oschersleben, Length: 3696 m

Air temperature: 17.6°C

Track temperature: 18.7°C

Weather condition: Dry



Reg. Nr.: 106/213

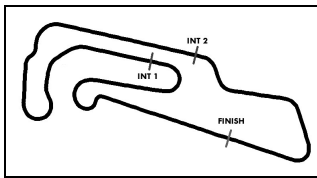
Friday 26.4.2013 08:00

Lap	Time	SE1	SP1	SE2	SP2	SE3	SP3	TSP	Lap	Time	SE1	SP1	SE2	SP2	SE3	SP3	TSP
9 Alfred Renauer, DEU/ Rene Bordeaux, DEU									theoretical besttime: 1:29.561								
1	4:40.387	3:28.084	107	41.448	115	30.855	164		12	1:29.786	34.025	186	30.424	223	25.337	194	236
2	1:45.379	43.066	160	34.169	191	28.144	191	167	13	1:30.083	34.310	186	30.450	224	25.323	196	236
3	1:41.613	39.410	134	35.067	208	27.136	195	135	14	1:32.864	35.142	183	32.188	224	25.534	195	237
4	1:35.971	37.484	153	31.979	222	26.508	195	225	15	1:39.951	34.625	186	30.770	223	34.556		236
5	1:31.564	34.811	185	31.039	223	25.714	194	235	16	5:08.648	4:09.648	183	32.482	221	26.518	194	
6	1:30.425	34.214	186	30.685	222	25.526	196	235	17	1:33.264	36.253	155	31.277	223	25.734	195	235
7	1:30.332	34.224	186	30.664	222	25.444	196	236	18	1:30.120	34.573	187	30.332	224	25.215	196	236
8	1:29.888	34.233	186	30.351	223	25.304	195	236	19	1:31.683	34.386	187	31.649	222	25.648	197	237
9	1:40.251	34.494	183	30.762	223	34.995		236	20	1:29.921	34.332	187	30.321	224	25.268	197	238
10	4:32.399	3:36.490	183	30.610	223	25.299	196		21	1:48.243	34.633	187	31.796	222	41.814		237
11	1:30.587	34.492	183	30.696	222	25.399	196	235	22	3:51.542	2:33.415	183	32.542	221	45.585		

Lap	Time	SE1	SP1	SE2	SP2	SE3	SP3	TSP	Lap	Time	SE1	SP1	SE2	SP2	SE3	SP3	TSP
10 Maximilian Götz, DEU/ Maximilian Buhk, DEU									theoretical besttime: 1:27.891								
1	9:36.339	8:25.603	94	40.914	166	29.822	192		14	6:10.871	5:15.114	185	30.492	222	25.265	196	
2	1:35.964	34.886	185	34.440	150	26.638	195	229	15	1:29.202	33.844	188	30.130	222	25.228	196	235
3	1:28.870	33.748	187	30.094	223	25.028	196	232	16	1:32.265	34.292	187	30.040	222	27.933	196	236
4	1:28.435	33.427	187	30.011	222	24.997	196	234	17	1:29.394	34.412	187	29.871	224	25.111	197	234
5	1:28.355	33.514	187	29.985	223	24.856	195	235	18	1:28.772	33.732	188	29.828	223	25.212	196	236
6	1:28.465	33.430	188	30.332	222	24.703	195	234	19	1:43.182	35.613	186	30.548	221	37.021		237
7	1:28.217	33.360	187	30.028	223	24.829	195	234	20	5:40.118	4:40.659	187	30.673	223	28.786	194	
8	1:38.454	33.800	187	31.322	224	33.332		234	21	1:28.860	33.829	187	30.148	223	24.883	197	233
9	5:28.435	4:32.620	185	30.628	221	25.187	196		22	1:29.998	33.890	188	30.586	224	25.522	196	236
10	1:29.063	33.916	186	30.060	222	25.087	196	234	23	1:28.552	33.574	188	30.221	223	24.757	196	235
11	1:28.906	33.925	186	29.973	223	25.008	196	236	24	1:28.758	33.690	188	30.166	224	24.902	196	236
12	1:29.283	33.794	188	29.858	224	25.631	197	236	25	1:29.105	33.737	187	30.176	224	25.192	196	236
13	1:37.931	34.181	187	30.367	222	33.383		236	26	1:38.464	33.794	188	30.105	224	34.565		235

Lap	Time	SE1	SP1	SE2	SP2	SE3	SP3	TSP	Lap	Time	SE1	SP1	SE2	SP2	SE3	SP3	TSP
11 Andreas Simonsen, SWE/ Sergey Afanasiev, RUS									theoretical besttime: 1:28.838								
1	4:17.440	3:15.627	177	34.365	189	27.448	190		17	1:31.264	34.217	186	31.890	222	25.157	194	233
2	1:32.796	35.998	183	31.103	220	25.695	192	229	18	1:29.577	34.317	186	30.082	222	25.178	195	234
3	1:30.839	34.326	185	30.435	220	26.078	192	231	19	1:30.386	34.919	185	30.281	220	25.186	195	234
4	1:29.901	34.274	184	30.286	220	25.341	193	231	20	1:29.149	34.134	186	30.069	222	24.946	195	234
5	1:29.917	34.270	186	30.291	221	25.356	193	232	21	1:29.206	34.049	186	30.037	222	25.120	194	234
6	1:29.626	34.050	185	30.215	221	25.361	194	232	22	1:42.671	33.922	187	30.100	223	38.649		235
7	1:29.019	33.918	186	29.974	222	25.127	194	233	23	5:14.634	4:18.874	186	30.434	223	25.326	196	
8	1:37.542	33.930	185	30.429	223	33.183		233	24	1:32.812	34.181	188	31.469	166	27.162	196	235
9	4:17.323	3:16.566	182	32.429	168	28.328	194		25	1:29.461	34.068	187	30.185	223	25.208	196	234
10	1:30.777	34.806	183	30.383	222	25.588	194	232	26	1:29.714	34.147	187	30.372	223	25.195	196	235
11	1:29.678	34.233	185	30.122	221	25.323	195	233	27	1:29.807	33.960	187	30.491	222	25.356	195	234
12	1:29.292	34.125	186	30.125	221	25.042	195	233	28	1:29.418	33.948	187	30.245	222	25.225	195	234
13	1:29.142	34.057	187	30.039	222	25.046	195	233	29	1:29.196	33.984	187	30.111	223	25.101	195	234
14	1:29.349	34.095	187	30.104	223	25.150	194	233	30	1:29.219	34.099	188	30.047	223	25.073	196	234
15	1:39.365	34.027	187	32.307	222	33.031		234	31		34.494	184					236
16	7:50.460	6:53.733	184	31.198	222	25.529	194										

Lap	Time	SE1	SP1	SE2	SP2	SE3	SP3	TSP	Lap	Time	SE1	SP1	SE2	SP2	SE3	SP3	TSP
12 Jeroen den Boer, NLD/ Simon Knap, NLD									theoretical besttime: 1:28.821								
1	3:11.980	1:51.622	64	47.217	125	33.141	153		16	1:43.557	34.200	180	29.880	216	39.477		226
2	2:00.696	40.782	148	38.146	168	41.768		184	17	4:38.792	3:38.668	176	34.359	214	25.765	189	
3	5:22.424	4:23.417	174	32.483	213	26.524	187		18	1:29.919	34.642	180	30.123	216	25.154	191	227
4	1:31.107	35.033	180	30.385	215	25.689	188	224	19	1:29.514	34.296	180	30.047	217	25.171	190	228
5	1:29.693				217	25.159	189	225	20	1:29.402	34.267	182	30.067	215	25.068	190	228
6	1:29.390	34.260	179	30.092	218	25.038	189	226	21	1:29.428	34.293	182	30.143	216	24.992	190	228
7	1:29.132	34.185	180	29.913	219	25.034	190	227	22	1:30.535	34.364	182	30.371	217	25.800	190	228
8	1:29.772	34.099	181	30.271	219	25.402	190	228	23	1:31.842	34.688	182	30.988	217	26.166	191	228
9	1:38.533	34.160	182	31.026	217	33.347		228	24	1:39.956	34.651	183	30.445	216	34.860		228
10	4:10.856	3:14.895	178	30.954	214	25.007	188		25	6:06.805	5:10.164	181	30.751	217	25.890	190	
11	1:28.934	34.209	181	29.872	217	24.853	191	226	26	1:31.550	34.839	181	30.904	217	25.807	190	228
12	1:29.942	34.096	182	30.489	219	25.357	190	228	27	1:29.819	34.592	180	30.146	217	25.081	191	227
13	1:30.313	34.449	182	30.537	215	25.327	190	228	28	1:29.500	34.315	181	30.163	218	25.022	190	227
14	1:31.363	34.533	179	31.397	218	25.433	188	228	29	1:29.555	34.359	182	30.129	217	25.067	191	227



ADAC GT Masters

Lap analysis Free Practice 1



Provisional

etropolis Motorsport Arena Oschersleben, Length: 3696 m

Air temperature: 17.6°C

Track temperature: 18.7°C

Weather condition: Dry



Reg. Nr.: 106/213

Friday 26.4.2013 08:00

Lap	Time	SE1	SP1	SE2	SP2	SE3	SP3	TSP	Lap	Time	SE1	SP1	SE2	SP2	SE3	SP3	TSP
15	1:29.629	34.790	180	29.900	216	24.939	189	227	30	35.203	177	31.663	188			223	

14 Frank Kechele, DEU/ Nico Verdonck, BEL

theoretical besttime: 1:28.998

1	24:51.126	23:39.840	170	35.135	207	36.151			6	1:28.998	34.124	185	29.892	221	24.982	196	234
2	4:14.922	3:09.954	170	35.447	201	29.521	184		7	1:37.791	34.215	186	29.932	223	33.644		235
3	1:34.245	36.965	178	31.300	216	25.980	190	224	8	5:46.225	4:47.109	105	33.190	219	25.926	192	
4	1:30.704	34.945	184	30.475	220	25.284	192	230	9	1:32.827	35.681	183	31.442	219	25.704	194	234
5	1:30.250	34.232	185	30.497	221	25.521	193	231	10	1:44.580	36.143	184	31.604	219	36.833		235

16 Philip Geipel, DEU/ Dino Lunardi, FRA

theoretical besttime: 1:29.745

1	2:20.245	1:12.204	147	37.401	163	30.640	186		16	1:34.310	35.264	180	31.678	215	27.368	190	227
2	1:45.288	36.614	178	31.678	213	36.996		223	17	1:31.655	35.008	181	30.749	216	25.898	190	228
3	4:28.447	3:30.158	177	32.510	214	25.779	188		18	1:30.462	34.704	180	30.402	216	25.356	190	228
4	1:30.800	34.541	181	30.576	216	25.683	190	227	19	1:30.459	34.609	181	30.331	216	25.519	189	229
5	1:30.716	34.385	181	30.657	216	25.674	190	228	20	1:31.005	34.597	181	30.758	214	25.650	190	228
6	1:30.242	34.340	179	30.466	216	25.436	191	228	21	1:30.887	34.697	181	30.553	216	25.637	190	228
7	1:50.118	34.433	180	30.780	214	44.905		229	22	1:31.089	34.465	180	30.572	217	26.052	189	229
8	7:07.606	6:11.440	176	30.775	214	25.391	189		23	1:30.785	34.713	180	30.446	216	25.626	191	227
9	1:29.974	34.199	179	30.413	216	25.362	190	227	24	1:30.808	34.647	180	30.587	216	25.574	190	228
10	1:29.809	34.202	180	30.275	216	25.332	191	229	25	1:30.945	34.653	180	30.607	216	25.685	190	228
11	1:29.885	34.175	181	30.415	216	25.295	191	229	26	1:30.518	34.569	180	30.418	217	25.531	190	227
12	1:39.649	34.220	181	30.959	216	34.470		229	27	1:32.406	34.556	181	30.986	215	26.864	190	228
13	4:03.249	3:03.568	177	32.958	209	26.723	188		28	1:30.783	34.788	181	30.395	218	25.600	190	228
14	1:33.479	35.751	179	31.337	213	26.391	189	226	29	1:30.538	34.625	181	30.465	217	25.448	190	228
15	1:32.661	35.126	180	31.000	216	26.535	189	227	30	1:40.740	34.635	181	30.671	217	35.434		228

17 Remo Lips, CHE/ Lennart Marioneck, DEU

theoretical besttime: 1:29.925

1	14:57.991	14:01.051	187	31.234	224	25.706	196		13	1:33.210	35.251	187	31.531	191	26.428	195	238
2	1:34.408	37.072	175	31.772	224	25.564	196	236	14	1:33.072	34.759	187	31.435	179	26.878	195	237
3	1:30.451	34.616	187	30.620	226	25.215	194	236	15	1:31.974	34.942	185	31.003	224	26.029	196	237
4	1:30.175	34.340	188	30.490	226	25.345	196	233	16	1:30.929	34.436	188	30.589	224	25.904	197	238
5	1:30.385	34.316	186	30.546	223	25.523	194	236	17	1:31.009	34.507	187	30.728	225	25.774	197	238
6	1:42.935	35.445	180	31.469	224	36.021		236	18	1:31.618	34.704	187	30.939	226	25.975	197	238
7	4:05.299	3:07.268	185	32.093	224	25.938	195		19	1:31.470	34.566	187	30.954	225	25.950	196	238
8	1:30.772	34.672	186	30.799	223	25.301	196	237	20	1:42.355	34.601	187	31.040	224	36.714		238
9	1:30.897	34.489	188	30.394	224	26.014	195	237	21	5:58.440	4:57.832	185	31.787	224	28.821	196	
10	1:49.161	37.430	186	32.464	179	39.267		212	22	1:31.348	34.659	186	30.842	224	25.847	196	236
11	6:21.383	5:20.435	183	32.654	224	28.294	194		23	1:31.312	34.621	186	30.905	225	25.786	197	238
12	1:34.744	36.820	185	31.249	223	26.675	196	235	24		34.916	163					238

18 Toni Seiler, CHE/ Niclas Kentenich, DEU

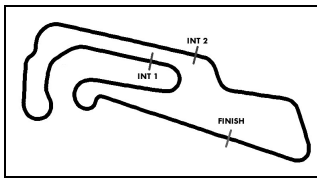
theoretical besttime: 1:29.344

1	8:41.972	7:33.256	120	39.507	206	29.209	184		14	1:31.129	34.739	186	30.752	226	25.638	198	238
2	1:41.341	38.724	181	35.228	164	27.389	194	218	15	1:31.647	34.443	188	30.976	227	26.228	198	239
3	1:33.224	35.509	184	31.808	223	25.907	196	234	16	1:41.168	34.215	188	31.456	223	35.497		238
4	1:32.493	35.448	185	31.380	225	25.665	197	237	17	5:26.166	4:29.416	187	30.781	226	25.969	196	
5	1:30.919	34.230	186	30.961	226	25.728	197	237	18	1:33.406	35.465	186	30.912	225	27.029	198	238
6	1:46.799	34.749	182	30.947	225	41.103		237	19	1:43.838	35.016	187	31.305	224	37.517		238
7	4:33.361	3:33.418	180	33.768	211	26.175	194		20	5:28.393	4:30.595	184	31.676	225	26.122	197	
8	1:30.883	34.394	186	31.041	225	25.448	196	236	21	1:31.231	34.315	188	30.496	226	26.420	196	239
9	1:30.139	34.465	186	30.430	225	25.244	196	237	22	1:29.960	34.240	188	30.271	227	25.449	197	238
10	1:29.651	33.891	185	30.578	225	25.182	197	237	23	1:39.888	35.508	180	30.825	226	33.555		239
11	1:30.344	34.152	187	30.628	226	25.564	196	238	24	2:57.128	2:00.182	187	31.271	225	25.675	197	
12	1:42.806	34.405	186	30.812	225	37.589		238	25		35.103	186	31.054	209			239
13	4:48.978	3:50.571	184	31.998	225	26.409	198										

19 Claudia Hürtgen, DEU/ Dominik Baumann, AUT

theoretical besttime: 1:28.820

1	2:28.246	1:17.450	134	40.616	154	30.180	181		14	1:29.287	34.149	182	30.012	219	25.126	192	229
2	1:36.118	37.690	176	32.079	213	26.349	190	218	15	1:29.290	34.060	182	30.053	219	25.177	191	230
3	1:31.499	35.135	179	30.856	216	25.508	191	225	16	1:41.916	34.079	182	30.235	218	37.602		229
4	1:29.710	34.293	181	30.177	217	25.240	191	227	17	6:30.018	5:34.082	181	30.580	217	25.356	191	



ADAC GT Masters

Lap analysis Free Practice 1



Provisional

etropolis Motorsport Arena Oschersleben, Length: 3696 m

Air temperature: 17.6°C

Track temperature: 18.7°C

Weather condition: Dry



Reg. Nr.: 106/213

Friday 26.4.2013 08:00

Lap	Time	SE1	SP1	SE2	SP2	SE3	SP3	TSP	Lap	Time	SE1	SP1	SE2	SP2	SE3	SP3	TSP
5	1:30.074	34.110	181	30.685	220	25.279	191	226	18	1:29.182	34.144	183	30.037	217	25.001	192	229
6	1:32.743	34.139	181	30.173	219	28.431	191	228	19	1:29.355	34.236	182	30.109	217	25.010	191	231
7	1:31.952	34.055	181	30.248	218	27.649	189	227	20	1:37.452	34.137	182	30.848	218	32.467		229
8	1:38.456	34.280	182	30.201	219	33.975		227	21	3:35.619	2:37.413	175	31.662	217	26.544	187	
9	4:07.364	3:10.536	179	31.212	216	25.616	191		22	1:36.202	38.122	179	30.481	218	27.599	191	226
10	1:29.162	34.037	182	30.038	217	25.087	190	226	23	1:29.966	34.478	182	30.145	218	25.343	191	228
11	1:29.123	34.080	182	30.040	217	25.003	190	227	24	1:29.200	34.236	182	29.914	218	25.050	192	230
12	1:35.994	33.905	180	29.960	217	32.129		228	25	1:29.520	34.402	180	29.974	217	25.144	192	227
13	5:03.468	4:08.103	180	30.332	217	25.033	192		26	1:36.526	34.223	181	29.931	219	32.372		228

20 Max Sandritter, DEU/ Jörg Müller, DEU

theoretical besttime: 1:28.875

1	2:02.497	59.037	164	35.167	201	28.293	182		14	1:29.597	34.292	180	30.068	218	25.237	190	228
2	1:35.728	37.627	175	31.999	212	26.102	188	188	15	1:29.588	34.445	179	30.018	219	25.125	190	227
3	1:31.626	35.135	178	31.105	215	25.386	188	224	16	1:29.788	34.259	180	30.184	219	25.345	191	229
4	1:29.875	34.299	180	30.284	214	25.292	190	225	17	1:40.934	34.433	181	30.681	219	35.820		230
5	1:29.655	34.181	179	30.226	217	25.248	192	226	18	4:54.124	3:58.618	179	30.284	217	25.222	190	
6	1:39.791	35.213	177	30.736	216	33.842		226	19	1:31.524	34.706	179	30.124	217	26.694	191	228
7	6:23.406	5:28.165	179	30.288	216	24.953	191		20	1:30.854	34.623	179	30.281	217	25.950	191	227
8	1:31.393	33.904	180	30.597	216	26.892	191	227	21	1:30.226	34.473	179	30.454	216	25.299	191	227
9	1:29.388	34.117	181	30.069	216	25.202	190	228	22	1:29.994	34.540	180	30.251	217	25.203	191	228
10	1:40.852	34.678	180	30.903	217	35.271		226	23	1:29.464	34.078	181	30.197	215	25.189	193	228
11	8:40.408	7:43.741	178	31.133	216	25.534	191		24	1:29.672	34.482	181	30.128	218	25.062	191	227
12	1:30.063	34.600	179	30.251	218	25.212	192	228	25	1:37.731	34.797	180	30.242	217	32.692		227
13	1:30.528	35.009	179	30.210	217	25.309	192	229									

21 Frank Schmickler, DEU/ David Mengesdorf, DEU

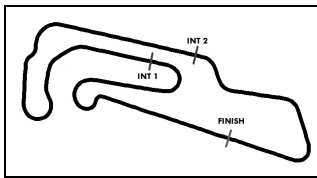
theoretical besttime: 1:29.280

1	2:54.503	1:35.149	167	39.733	185	39.621			15	1:33.077	35.510	181	31.468	217	26.099	193	229
2	3:00.950	2:02.520	177	32.046	214	26.384	190		16	1:32.949	35.148	180	31.321	216	26.480	193	229
3	1:31.624	35.190	180	30.762	217	25.672	191	228	17	1:32.539	35.103	182	31.264	217	26.172	193	229
4	1:30.515	34.673	182	30.455	217	25.387	191	228	18	1:31.644	34.786	182	31.017	218	25.841	193	229
5	1:29.849	34.291	184	30.379	218	25.179	192	228	19	1:31.180	34.779	181	30.768	218	25.633	192	229
6	1:41.507	34.084	184	30.017	220	37.406		229	20	1:31.037	34.604	182	30.870	218	25.563	192	230
7	11:40.013	10:33.654	179	31.204	217	35.155			21	1:31.115	34.608	181	30.930	218	25.577	191	230
8	6:05.738	5:09.185	182	31.217	218	25.336	193		22	1:30.769	34.634	183	30.696	218	25.439	193	230
9	1:30.668	35.189	183	30.287	218	25.192	192	230	23	1:31.020	34.512	183	30.791	219	25.717	192	230
10	1:29.762	34.248	183	30.140	218	25.374	191	230	24	1:34.281	36.736	178	31.696	217	25.849	191	229
11	1:38.245	34.469	182	30.324	217	33.452		229	25	1:31.126	34.778	182	30.745	218	25.603	190	229
12	4:55.760	3:53.673	175	34.687	195	27.400	189		26	1:30.743	34.646	182	30.694	218	25.403	191	228
13	1:35.049	36.385	178	32.285	216	26.379	191	221	27		37.645	173					223
14	1:35.338	36.249	166	32.411	211	26.678	192	229									

22 Eduard Leganov, CZE/ Fabian Hamprecht, DEU

theoretical besttime: 1:31.031

1	6:19.993	5:02.980	122	45.059	141	31.954	179		17	1:46.516	35.196	184	31.227	218	40.093		231
2	1:42.163	39.903	177	33.618	214	28.642	190	167	18	6:02.687	4:59.699	177	34.995	175	27.993	192	
3	1:43.242	38.907	179	34.605	145	29.730	189	189	19	1:37.670	37.109	178	33.970	218	26.591	192	224
4	1:44.112	35.881	181	39.255	190	28.976	189	229	20	1:36.264	36.989	183	31.914	178	27.361	191	231
5	1:34.195	35.672	182	32.171	219	26.352	194	229	21	1:33.978	35.599	184	31.335	220	27.044	194	229
6	1:50.415	35.135	180	31.886	213	43.394		231	22	1:33.874	35.539	185	31.984	218	26.351	192	232
7	5:16.503	4:17.753	178	32.307	217	26.443	193		23	1:34.322	35.335	184	31.740	219	27.247	191	230
8	1:33.112	35.352	181	31.584	218	26.176	193	227	24	1:33.226	35.166	184	31.686	219	26.374	194	230
9	1:32.822	35.180	182	31.486	217	26.156	192	229	25	1:32.291	34.917	183	31.399	219	25.975	194	229
10	1:32.627	35.027	184	31.560	218	26.040	193	230	26	1:31.945	34.717	184	31.187	220	26.041	193	230
11	1:38.853	41.313	181	31.679	218	25.861	194	229	27	1:32.257	34.831	184	31.104	220	26.322	194	230
12	1:31.794	34.885	185	31.162	219	25.747	193	230	28	1:31.442	34.967	185	30.818	221	25.657	195	230
13	1:31.903	34.901	184	31.314	219	25.688	192	230	29	1:37.977	39.677	145	32.263	221	26.037	194	231
14	1:32.601	34.875	183	31.650	219	26.076	193	230	30	1:31.431	35.115	185	30.683	221	25.633	192	229
15	1:34.058	36.973	183	31.194	219	25.891	193	230	31		35.820	181	32.062	217			231
16	1:31.879	34.715	184	31.262	219	25.902	194	231									



ADAC GT Masters

Lap analysis Free Practice 1



Provisional

etropolis Motorsport Arena Oschersleben, Length: 3696 m

Air temperature: 17.6°C

Track temperature: 18.7°C

Weather condition: Dry

DMSB Reg. Nr.: 106/213
Deutscher Motor Sport Bund e.V.

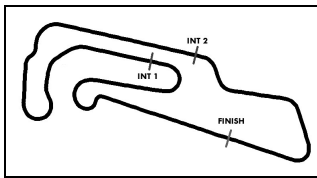
Friday 26.4.2013 08:00

Lap	Time	SE1	SP1	SE2	SP2	SE3	SP3	TSP	Lap	Time	SE1	SP1	SE2	SP2	SE3	SP3	TSP
23 Gabriele Gardel, CHE/ Lorenz Frey, CHE									theoretical besttime: 1:29.124								
1	2:06.447	55.043	159	41.556	201	29.848	186		11	1:29.877	34.527	184	30.447	219	24.903	193	232
2	1:42.040	38.680	177	34.240	216	29.120	191	206	12	1:40.477	34.027	186	30.409	221	36.041		232
3	1:38.576	36.521	182	33.999	179	28.056	192	228	13	5:51.002	4:49.042	180	33.631	218	28.329	191	
4	1:49.709	35.311	182	31.735	196	42.663		229	14	1:36.190	36.421	183	33.017	220	26.752	192	231
5	8:53.637	7:55.402	176	32.244	219	25.991	191		15	1:36.803	36.738	181	33.259	221	26.806	192	232
6	1:31.401	34.984	184	31.144	221	25.273	192	228	16	1:35.138	36.274	182	32.344	221	26.520	194	233
7	1:30.488	34.281	184	30.631	221	25.576	193	231	17	1:33.701	35.627	180	31.886	221	26.188	194	233
8	1:41.438	34.498	185	30.530	221	36.410		232	18	1:32.636	35.180	184	31.393	222	26.063	193	233
9	3:57.816	3:01.813	185	30.874	220	25.129	192		19	1:43.836	35.203	184	31.909	221	36.724		232
10	1:29.881	34.258	185	30.194	222	25.429	193	231									

Lap	Time	SE1	SP1	SE2	SP2	SE3	SP3	TSP	Lap	Time	SE1	SP1	SE2	SP2	SE3	SP3	TSP
26 Rahel Frey, CHE/ Markus Winkelhock, DEU									theoretical besttime: 1:29.802								
1	2:25.450	1:08.540	136	42.292	151	34.618	182		16	1:31.752	34.902	178	31.200	216	25.650	190	226
2	1:40.836	38.582	174	34.276	198	27.978	189	202	17	1:31.060	34.479	180	30.755	218	25.826	191	228
3	1:34.780	36.325	179	32.088	213	26.367	187	225	18	1:30.642	34.637	178	30.652	216	25.353	189	228
4	1:45.902	35.509	179	32.256	212	38.137		226	19	1:30.044	34.357	180	30.499	216	25.188	190	227
5	2:37.518	1:37.990	175	32.746	191	26.782	189		20	1:29.941	34.402	181	30.372	216	25.167	190	227
6	1:33.580	36.319	180	31.471	215	25.790	189	186	21	1:44.230	35.004	180	31.903	204	37.323		227
7	1:31.930	35.267	179	31.170	215	25.493	190	228	22	11:22.725	10:25.833	179	31.252	214	25.640	189	
8	1:31.898	35.008	180	31.243	216	25.647	188	228	23	1:30.762	34.666	181	30.664	218	25.432	189	226
9	1:32.718	34.998	180	32.010	216	25.710	191	227	24	1:30.080	34.263	180	30.506	218	25.311	189	228
10	1:31.653	35.125	179	30.882	216	25.646	190	228	25	1:32.313	35.185	180	31.301	217	25.827	191	228
11	1:32.263	35.016	152	31.860	217	25.387	190	228	26	1:43.368	34.362	181	31.944	217	37.062		228
12	1:30.949	34.919	180	30.724	216	25.306	189	228	27	4:07.657	3:11.248	180	30.622	218	25.787	191	
13	1:43.020	35.485	180	31.195	215	36.340		227	28	1:30.611	34.710	180	30.542	217	25.359	191	228
14	4:20.843	3:20.349	178	32.979	199	27.515	187		29		37.031	167					229
15	1:33.960	36.447	180	31.590	216	25.923	189	226									

Lap	Time	SE1	SP1	SE2	SP2	SE3	SP3	TSP	Lap	Time	SE1	SP1	SE2	SP2	SE3	SP3	TSP
27 Rene Rast, DEU/ Christopher Mies, DEU									theoretical besttime: 1:28.971								
1	2:16.033	1:05.158	106	42.032	151	28.843	186		18	1:29.341	34.164	182	30.110	218	25.067	191	230
2	1:33.840	36.341	180	31.603	216	25.896	190	223	19	1:29.428	34.117	182	30.089	217	25.222	191	229
3	1:32.871	35.406	179	32.043	216	25.422	190	227	20	1:29.174	34.097	182	29.980	218	25.097	191	229
4	1:30.197	34.217	182	30.452	218	25.528	191	228	21	1:39.014	34.209	180	31.234	217	33.571		230
5	1:30.485	34.827	182	30.452	217	25.206	191	230	22	3:09.568	2:12.914	171	31.200	217	25.454	192	
6	1:29.248	34.038	183	30.115	218	25.095	191	229	23	1:30.101	34.315	182	30.644	217	25.142	192	231
7	1:40.008	34.065	182	32.561	212	33.382		229	24	1:29.571	34.190	184	30.123	219	25.258	191	230
8	3:15.861	2:20.430	181	30.367	217	25.064	191		25	1:32.050	34.602	182	31.069	213	26.379	192	231
9	1:29.377	34.195	182	30.185	218	24.997	192	228	26	1:30.273	34.452	182	30.135	218	25.686	193	230
10	1:29.330	34.198	182	30.179	218	24.953	192	229	27	1:31.667	35.458	180	30.757	218	25.452	192	231
11	1:29.533	34.203	183	30.206	218	25.124	190	231	28	1:40.346	34.160	181	30.635	217	35.551		229
12	1:29.598	34.164	182	30.306	218	25.128	191	229	29	3:43.557	2:46.888	179	30.893	217	25.776	191	
13	1:29.403	34.109	183	30.195	218	25.099	192	229	30	1:29.943	34.430	183	30.330	217	25.183	192	229
14	1:37.495	34.089	184	30.290	218	33.116		230	31	1:30.078	34.397	182	30.508	216	25.173	192	229
15	3:30.188	2:33.102	178	31.298	216	25.788	191		32	1:30.426	34.624	183	30.482	217	25.320	192	229
16	1:30.530	34.696	181	30.504	217	25.330	191	229	33	1:38.600	34.643	182	30.625	217	33.332		229
17	1:29.766	34.377	182	30.139	217	25.250	192	229									

Lap	Time	SE1	SP1	SE2	SP2	SE3	SP3	TSP	Lap	Time	SE1	SP1	SE2	SP2	SE3	SP3	TSP
28 Christian Mamerow, DEU/ Christer Jöns, DEU									theoretical besttime: 1:28.448								
1	2:23.028	1:10.693	134	37.783	155	34.552	176		17	1:29.812	34.419	181	30.344	214	25.049	192	228
2	1:36.622	36.923	177	32.327	207	27.372	190	218	18	1:29.474	33.942	182	30.470	214	25.062	191	229
3	1:29.818	34.565	181	30.030	218	25.223	190	227	19	1:29.047	34.068	182	30.055	217	24.924	192	229
4	1:30.379	34.099	182	30.587	217	25.693	189	229	20	1:32.983	35.009	181	31.651	210	26.323	192	231
5	1:29.776	33.983	183	30.230	218	25.563	190	227	21	1:29.204	34.200	182	30.049	218	24.955	192	229
6	1:29.363	34.010	183	30.170	218	25.183	190	228	22	1:41.564	34.034	182	30.709	181	36.821		230
7	1:44.672	35.224	180	34.706	178	34.742		228	23	3:57.300	2:59.669	176	30.959	216	26.672	191	
8	3:36.757	2:38.382	180	32.211	216	26.164	190		24	1:29.039	34.045	182	29.909	218	25.085	191	228
9	1:28.977	33.891	182	29.882	218	25.204	190	227	25	1:38.360	33.780	182	30.205	217	34.375	189	229
10	1:28.916	33.861	182	30.030	218	25.025	190	228	26	1:43.578	35.339	177	32.740	213	35.499		228
11	1:29.486	33.789	182	30.301	218	25.396	190	229	27	4:09.353	3:03.354	180	34.635	96	31.364	191	
12	1:40.352	33.814	182	31.635	189	34.903		228	28	1:29.414	34.138	182	30.117	216	25.159	191	228



ADAC GT Masters

Lap analysis Free Practice 1

Provisional



etropolis Motorsport Arena Oschersleben, Length: 3696 m

Air temperature: 17.6°C

Track temperature: 18.7°C

Weather condition: Dry



Reg. Nr.: 106/213

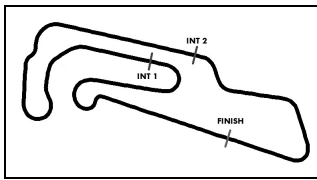
Friday 26.4.2013 08:00

Lap	Time	SE1	SP1	SE2	SP2	SE3	SP3	TSP	Lap	Time	SE1	SP1	SE2	SP2	SE3	SP3	TSP
13	5:12.767	4:17.035	181	30.429	217	25.303	190		29	1:39.141	35.938	159	34.619	126	28.584	192	229
14	1:29.277	33.946	182	30.230	218	25.101	190	228	30	1:28.747	33.944	181	30.017	218	24.786	192	229
15	1:38.038	33.897	182	30.156	218	33.985		228	31	1:38.068	34.906	181	30.111	218	33.051		229
16	3:48.106	2:48.610	177	33.343	212	26.153	190										

100 Daniel Dobitsch, AUT/ Aditya Patel, IND

theoretical besttime: 1:29.703

1	7:47.634	6:41.881	114	37.252	210	28.501	187		11	7:55.594	6:56.493	177	32.532	216	26.569	190	
2	1:37.115	37.483	169	32.826	212	26.806	191	226	12	1:52.602	34.929	179	51.526	214	26.147	189	229
3	1:30.991	34.885	181	30.892	219	25.214	193	228	13	1:33.117	34.575	182	31.383	217	27.159	190	228
4	1:30.072	34.289	185	30.413	219	25.370	192	230	14	1:30.749	34.639	180	30.672	217	25.438	191	229
5	1:29.871	34.234	182	30.371	219	25.266	193	231	15	1:31.048	34.440	182	30.742	218	25.866	190	230
6	1:47.659	35.438	171	32.829	213	39.392		231	16	1:31.033	34.639	182	30.743	218	25.651	191	230
7	6:16.602	5:19.267	143	31.777	218	25.558	192		17	1:39.614	34.639	181	31.476	217	33.499		230
8	1:30.113	34.367	181	30.371	219	25.375	192	230	18	16:40.222	15:43.064	174	31.296	213	25.862	189	
9	1:29.892	34.233	181	30.256	219	25.403	192	231	19		34.853	179	35.129	215			224
10	1:41.770	34.517	181	30.387	220	36.866		231									



ADAC GT Masters

Vmax list Free Practice 1

Provisional



etropolis Motorsport Arena Oschersleben, Length: 3696 m

Air temperature: 17.6°C

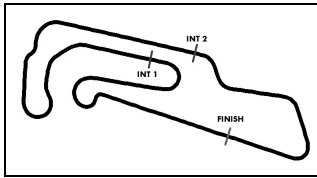
Track temperature: 18.6°C

Weather condition: Dry

DMSB Reg. Nr.: 106/213
Deutscher Motor Sport Bund e.V.

Friday 26.4.2013 08:00

Nr	Team, Car, Driver, Nat	Top speed
2	Callaway Competition, Corvette Z06.R GT3 Alessi Diego , ITA Keilwitz Daniel , DEU	241.62 km/h
6	Farnbacher Racing, Porsche 911 GT3 R Farnbacher Mario , DEU Frommenwiler Philipp , CHE	240.27 km/h
18	Callaway Competition, Corvette Z06.R GT3 Seiler Toni , CHE Kentenich Niclas , DEU	239.30 km/h
3	Callaway Competition, Corvette Z06.R GT3 Hohenadel Christian , DEU Wirth Andreas , DEU	238.45 km/h
17	Callaway Competition, Corvette Z06.R GT3 Lips Remo , CHE Marioneck Lennart , DEU	238.45 km/h
7	Farnbacher Racing, Porsche 911 GT3 R Aeberhard Jürg , CHE Pivoda Tomas , CZE	238.35 km/h
9	Tonino powered by Herberth Motorsport, Porsche 911 GT3 Renauer Alfred , DEU Bordeaux Rene , DEU	237.66 km/h
8	Tonino powered by Herberth Motorsport, Porsche 911 GT3 Ragginger Martin , AUT Renauer Robert , DEU	236.77 km/h
10	Polarweiss Racing, Mercedes SLS AMG GT3 Götz Maximilian , DEU Buhk Maximilian , DEU	236.66 km/h
5	Farnbacher Racing, Porsche 911 GT3 R Nielsen Christina , DNK Simonsen Allan , DNK	236.51 km/h
4	Team GW-Schütz, Porsche 911 GT3 R Engelhart Christian , DEU Armindo Nicolas , FRA	235.68 km/h
14	Lambda Performance, Ford GT GT3 Kechele Frank , DEU Verdonck Nico , BEL	235.06 km/h
11	Polarweiss Racing, Mercedes SLS AMG GT3 Simonsen Andreas , SWE Afanasiev Sergey , RUS	234.90 km/h
23	Fischer Racing, Aston Martin V12 Vantage GT3 Gardel Gabriele , CHE Frey Lorenz , CHE	233.37 km/h



ADAC GT Masters

Vmax list Free Practice 1

Provisional



etropolis Motorsport Arena Oschersleben, Length: 3696 m

Air temperature: 17.6°C

Track temperature: 18.6°C

Weather condition: Dry



Reg. Nr.: 106/213

Friday 26.4.2013 08:00

Nr	Team, Car, Driver, Nat	Top speed
22	Team rhino's Leipert Motorsport, Lamborghini Gallardo FL2 Leganov Eduard , CZE Hamprecht Fabian , DEU	231.81 km/h
28	Prosperia C. Abt Racing, Audi R8 LMS Ultra Mamerow Christian , DEU Jöns Christer , DEU	231.31 km/h
27	Prosperia C. Abt Racing, Audi R8 LMS Ultra Rast Rene , DEU Mies Christopher , DEU	231.21 km/h
100	MS Racing, Audi R8 LMS Ultra Dobitsch Daniel , AUT Patel Aditya , IND	231.11 km/h
19	Team PIXUM Schubert, BMW Z4 GT3 Hürtgen Claudia , DEU Baumann Dominik , AUT	230.86 km/h
21	Team rhino's Leipert Motorsport, Lamborghini Gallardo FL2 Schmickler Frank , DEU Mengesdorf David , DEU	230.26 km/h
1	MS Racing, Audi R8 LMS Ultra Asch Sebastian , DEU Stoll Florian , DEU	229.97 km/h
20	Team PIXUM Schubert, BMW Z4 GT3 Sandritter Max , DEU Müller Jörg , DEU	229.77 km/h
16	THE BOSS YAKO Racing, Audi R8 LMS Ultra Geipel Philip , DEU Lunardi Dino , FRA	229.48 km/h
12	DB Motorsport, BMW Z4 GT3 den Boer Jeroen , NLD Knap Simon , NLD	228.40 km/h
26	Prosperia C. Abt Racing, Audi R8 LMS Ultra Frey Rahel , CHE Winkelhock Markus , DEU	228.35 km/h