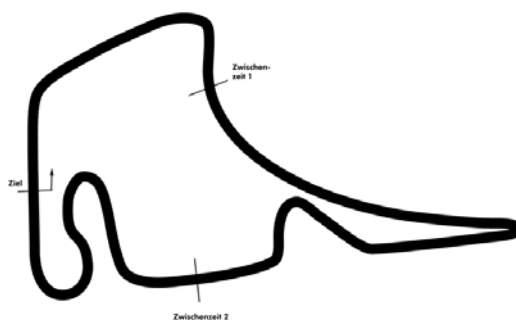




Formel 3 Test Session Hockenheim

Test 1



Hockenheim 4574 m

27. Mai 2010



Formel 3 Test Session Hockenheim



Hockenheim, Länge: 4574 m.

27. Mai 2010

ADAC Formel Masters Ergebnis Test 1

Pl.	Nr.	Kl.	Bewerber Fahrer, Ort	Fahrzeug Sponsorcard	Rd.	Bestzeit	Rückstand	Schnitt
1	3		Neuhauser Racing Gerhard Tweraser, AUT	Formel ADAC	18	1:48.636		151.574
2	5		Team KUG supported by TNB Patrick Schraner, GER	Formel ADAC	12	1:48.660	00.024	151.541
3	7		ADAC Berlin Brandenburg e.V. Pascal Wehrlein, GER	Formel ADAC	13	1:49.058	00.422	150.988
4	2		Neuhauser Racing Dominik Baumann, AUT	Formel ADAC	17	1:49.595	00.959	150.248
5	11		Team ma-con Motorsport Mario Farnbacher, GER	Formel ADAC	15	1:49.710	01.074	150.090
6	9		Team ma-con Motorsport Richie Stanaway, NZL	Formel ADAC	15	1:49.718	01.082	150.079
7	10		Team ma-con Motorsport William Vermont, FRA	Formel ADAC	15	1:49.994	01.358	149.703
8	22		Eifelland Racing Sven Müller, GER	Formel ADAC	16	1:50.126	01.490	149.523
9	4		Team KUG supported by TNB Janick Aeschlimann, SUI	Formel ADAC	13	1:51.583	02.947	147.571
10	12		Team KUG supported by TNB Maximilian Mayer, GER	Formel ADAC	15	1:51.594	02.958	147.556
11	24		ADAC Berlin Brandenburg e.V. Andrina Gugger, SUI	Formel ADAC	13	1:51.773	03.137	147.320
12	6		Team KUG supported by TNB Maximilian Buhk, GER	Formel ADAC	14	1:52.173	03.537	146.795
13	14		Ferdinand Gabor, GER	Formel ADAC	14	1:52.879	04.243	145.877
14	18		URD Rennsport Lucas Wolf, GER	Formel ADAC	9	1:53.629	04.993	144.914

Vorbehaltlich der technischen Überprüfung !

Aushanazeit: 27.05.2010

-Rennleiter:

-Zeitnahme:

Formel 3 Test Session Hockenheim



Hockenheim, Länge: 4574 m.

27. Mai 2010

ADAC Formel Masters Lap by lap Test 1

2 Baumann															
1	2:01.277	pit	2:00.147	3	4:11.516	4	1:58.492	5	1:55.960	6	1:55.566	pit	1:57.519	8	4:55.308
9	1:56.358	10	1:53.132	11	1:52.412	12	1:50.986	13	1:52.395	14	1:50.437	15	1:50.150	16	1:49.595
pit	1:52.816														

3 Tweraser															
1	1:59.274	2	1:58.530	3	1:57.095	4	1:55.025	5	1:55.227	6	1:55.088	pit	2:05.608	8	4:56.737
9	1:54.361	10	1:52.603	11	1:50.933	12	1:50.753	13	1:50.907	14	1:49.696	15	1:49.227	16	1:50.175
17	1:48.636	pit	2:03.572												

4 Aeschlimann															
1	2:04.622	2	1:58.052	3	1:58.098	4	1:58.341	5	1:56.240	6	1:54.679	7	1:55.546	8	1:54.543
9	1:56.371	pit	2:02.524	11	8:55.235	12	1:55.744	13	1:51.583						

5 Schraner															
1	5:41.614	2	1:57.715	3	1:54.967	pit	1:57.444	5	6:23.182	6	1:54.487	7	1:51.090	8	1:50.775
9	1:49.170	10	1:48.823	11	1:48.660	pit	1:51.952								

6 Buhk															
1	3:38.735	2	2:03.861	3	2:01.197	4	2:01.505	5	1:58.717	6	1:57.659	7	1:56.998	pit	2:01.619
9	8:00.229	10	1:58.820	11	1:53.186	12	1:52.173	13	1:53.241	pit	1:56.847				

7 Wehrlein															
pit	2:06.298	2	8:28.875	3	1:58.211	4	1:55.135	5	1:53.986	6	1:52.373	7	1:51.139	8	1:52.656
9	1:49.877	10	1:49.243	11	1:49.525	12	1:49.058	pit	1:51.440						

9 Stanaway															
1	1:58.232	2	1:58.689	3	1:57.511	4	1:57.162	5	2:00.839	pit	1:57.740	7	9:22.330	8	1:53.226
9	1:51.002	10	1:50.113	11	1:49.718	12	1:50.001	13	1:50.597	14	1:50.068	15	1:50.222		

10 Vermont															
1	2:00.934	2	1:58.050	3	1:56.647	pit	2:02.980	5	9:53.606	6	1:54.551	7	2:03.627	8	1:51.873
9	1:51.431	10	1:51.271	11	1:50.452	12	1:49.994	pit	1:52.223	14	2:26.975	pit	1:53.213		

11 Farnbacher															
1	1:59.597	2	1:58.623	pit	2:02.764	4	7:55.296	5	1:56.196	6	1:54.138	7	1:53.803	8	1:54.421
9	1:52.039	10	1:50.759	pit	1:51.776	12	3:56.387	13	1:49.710	14	1:49.726	pit	1:54.620		

12 Mayer															
1	2:07.349	2	2:02.068	3	2:00.306	4	1:59.418	5	1:57.892	6	1:56.337	7	1:55.061	8	1:54.813
9	1:55.325	10	1:54.724	pit	1:59.124	12	6:02.880	13	1:54.206	14	1:51.594	pit	1:54.282		

14 Gabor															
1	2:08.132	2	2:04.713	pit	2:06.624	4	9:15.115	5	2:06.185	6	2:00.805	7	2:00.545	8	1:58.732
9	1:55.915	10	1:55.154	11	1:53.437	12	1:56.461	13	1:52.879	pit	1:56.394				

18 Wolf															
1	6:13.591	2	2:05.753	3	2:02.626	4	2:01.678	pit	2:03.249	6	6:47.062	pit	1:58.733	8	11:20.724
9	1:53.629														

Formel 3 Test Session Hockenheim



Hockenheim, Länge: 4574 m.

27. Mai 2010

ADAC Formel Masters

Lap by lap Test 1

22 Müller															
1	2:05.683	pit	2:07.039	3	3:11.581	4	1:59.435	5	1:58.621	pit	1:58.547	7	3:42.133	8	1:56.373
pit	1:58.029	10	5:04.496	11	1:56.370	12	1:53.635	13	1:52.296	14	1:51.189	15	1:50.126	pit	1:50.998

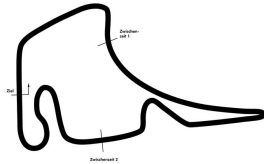
24 Gugger															
1	2:10.104	pit	2:10.147	3	2:56.764	4	1:59.797	5	1:58.752	6	1:57.550	7	1:57.570	pit	2:00.327
9	10:34.489	10	2:02.228	11	1:55.785	12	1:52.954	13	1:51.773						

Formel 3 Test Session Hockenheim

ADAC Formel Masters

Hockenheim, Länge 4574 m

Sektorzeiten Test 1



DMSB-Reg.Nr.

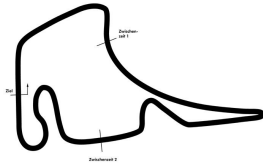
Rd.	Rundenzeit	Sektor 1 Zeit km/h	Sektor 2 Zeit km/h	Sektor 3 Zeit km/h
2	Dominik Baumann , Formel ADAC / AUT			
1	2:01.277	134	55.896 159	36.607 167
2	2:00.147	26.539 136	55.103 161	
3	4:11.516	2:40.530 135	55.151 160	35.835 169
4	1:58.492	26.215 138	56.648 160	35.629 169
5	1:55.960	26.168 138	54.649 160	35.143 171
6	1:55.566	25.967 139	54.583 161	35.016 171
7	1:57.519	25.850 137	54.842 160	
8	4:55.308	3:14.325 121	1:03.688 155	37.295 167
9	1:56.358	26.627 140	54.777 161	34.954 173
10	1:53.132	25.449 140	53.418 164	34.265 175
11	1:52.412	25.748 141	52.937 166	33.727 174
12	1:50.986	24.731 141	52.962 165	33.293 176
13	1:52.395	24.375 141	53.441 166	34.579 174
14	1:50.437	24.650 141	52.507 166	33.280 175
15	1:50.150	24.183 142	52.464 164	33.503 175
16	1:49.595 #	24.472 142	51.971 167	33.152 176
17	1:52.816	24.172 142	52.207 165	
3	Gerhard Tweraser , Formel ADAC / AUT			
1	1:59.274	133	56.842 160	35.944 169
2	1:58.530	26.074 136	57.502 161	34.954 170
3	1:57.095	25.401 136	56.587 162	35.107 170
4	1:55.025	25.146 136	55.341 163	34.538 171
5	1:55.227	25.229 136	55.224 163	34.774 170
6	1:55.088	25.197 138	55.140 158	34.751 172
7	2:05.608	27.102 131	55.630 163	
8	4:56.737	3:22.607 132	58.814 159	35.316 173
9	1:54.361	25.582 141	54.864 163	33.915 175
10	1:52.603	24.762 142	54.303 155	33.538 176
11	1:50.933	24.226 142	53.499 165	33.208 177
12	1:50.753	24.252 143	53.386 167	33.115 177
13	1:50.907	24.197 142	52.954 166	33.756 166
14	1:49.696	24.079 141	52.635 168	32.982 175
15	1:49.227	23.880 141	52.233 170	33.114 176
16	1:50.175	24.834 141	52.297 169	33.044 176
17	1:48.636 #	23.784 142	52.019 170	32.833 177
18	2:03.572	27.012 140	53.235 169	
4	Janick Aeschlimann , Formel ADAC / SUI			
1	2:04.622	134	59.301 155	37.635 165

Formel 3 Test Session Hockenheim

ADAC Formel Masters

Hockenheim, Länge 4574 m

Sektorzeiten Test 1



DMSB-Reg.Nr.

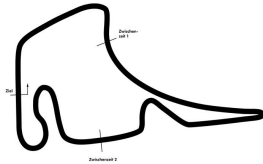
Rd.	Rundenzeit	Sektor 1		Sektor 2		Sektor 3	
		Zeit	km/h	Zeit	km/h	Zeit	km/h
2	1:58.052	26.339	136	54.784	160	36.929	160
3	1:58.098	26.430	134	54.756	161	36.912	168
4	1:58.341	26.400	133	55.103	160	36.838	167
5	1:56.240	25.785	137	54.392	157	36.063	170
6	1:54.679	24.897	137	54.400	160	35.382	169
7	1:55.546	24.842	137	54.824	159	35.880	169
8	1:54.543	25.252	136	54.184	159	35.107	169
9	1:56.371	26.726	127	54.732	163	34.913	170
10	2:02.524	24.888	137	53.879	162		
11	8:55.235	7:13.949	118	1:02.460	157	38.826	163
12	1:55.744	26.489	139	54.170	163	35.085	171
13	1:51.583 #	24.735	140	52.431	166	34.417	172
5 Patrick Schraner , Formel ADAC / GER							
1	5:41.614		130	58.726	154	39.333	166
2	1:57.715	26.502	137	55.149	158	36.064	169
3	1:54.967	25.485	137	54.134	163	35.348	169
4	1:57.444	25.049	138	54.296	161		
5	6:23.182	4:51.196	136	55.618	157	36.368	171
6	1:54.487	25.518	139	54.166	164	34.803	172
7	1:51.090	24.505	140	52.952	166	33.633	173
8	1:50.775	23.878	141	53.142	166	33.755	174
9	1:49.170	23.862	141	52.356	168	32.952	176
10	1:48.823	23.510	140	51.874	168	33.439	175
11	1:48.660 #	23.630	141	51.820	169	33.210	176
12	1:51.952	23.874	141	51.722	169		
6 Maximilian Buhk , Formel ADAC / GER							
1	3:38.735		122	1:00.306	147	38.709	164
2	2:03.861	27.845	124	57.793	155	38.223	161
3	2:01.197	27.099	129	56.294	157	37.804	162
4	2:01.505	26.741	133	57.671	158	37.093	165
5	1:58.717	26.405	133	55.586	161	36.726	166
6	1:57.659	26.215	136	55.287	159	36.157	168
7	1:56.998	26.071	137	54.742	161	36.185	167
8	2:01.619	25.726	136	55.043	162		
9	8:00.229	6:20.820	122	1:02.132	158	37.277	163
10	1:58.820	26.742	135	56.792	162	35.286	169
11	1:53.186	25.303	139	53.375	165	34.508	170
12	1:52.173 #	24.907	140	52.896	165	34.370	171
13	1:53.241	25.464	139	53.275	165	34.502	167
14	1:56.847	25.553	138	53.156	166		

Formel 3 Test Session Hockenheim

ADAC Formel Masters

Hockenheim, Länge 4574 m

Sektorzeiten Test 1



DMSB-Reg.Nr.

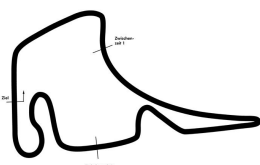
Rd.	Rundenzeit	Sektor 1 Zeit km/h	Sektor 2 Zeit km/h	Sektor 3 Zeit km/h
7	Pascal Wehrlein , Formel ADAC / GER			
1	2:06.298	133	57.343 157	
2	8:28.875	6:52.206 123	58.904 153	37.765 165
3	1:58.211	26.740 137	55.788 158	35.683 168
4	1:55.135	25.809 137	54.798 162	34.528 171
5	1:53.986	24.992 138	54.931 164	34.063 172
6	1:52.373	24.814 141	53.455 157	34.104 173
7	1:51.139	24.505 139	53.242 164	33.392 174
8	1:52.656	24.200 141	55.048 165	33.408 175
9	1:49.877	24.099 141	52.591 166	33.187 175
10	1:49.243	24.060 141	52.304 168	32.879 174
11	1:49.525	24.219 138	52.515 169	32.791 175
12	1:49.058 #	24.046 141	52.226 169	32.786 174
13	1:51.440	23.957 142	52.079 169	
9	Richie Stanaway , Formel ADAC / NZL			
1	1:58.232	123	55.272 161	36.410 168
2	1:58.689	25.984 129	56.771 160	35.934 168
3	1:57.511	26.212 133	55.709 159	35.590 170
4	1:57.162	26.012 127	55.231 163	35.919 169
5	2:00.839	25.377 133	59.246 161	36.216 168
6	1:57.740	25.768 136	54.881 161	
7	9:22.330	7:48.197 93	59.224 162	34.909 172
8	1:53.226	25.000 139	54.240 161	33.986 174
9	1:51.002	24.179 131	52.887 166	33.936 174
10	1:50.113	24.083 134	52.661 167	33.369 175
11	1:49.718 #	23.809 135	52.535 167	33.374 175
12	1:50.001	23.778 136	52.930 167	33.293 176
13	1:50.597	23.527 138	53.095 161	33.975 175
14	1:50.068	23.780 135	52.887 167	33.401 174
15	1:50.222	23.964 141	52.498 168	33.760 176
10	William Vermont , Formel ADAC / FRA			
1	2:00.934	132	56.503 157	36.817 167
2	1:58.050	26.398 136	55.974 159	35.678 169
3	1:56.647	26.123 132	55.086 161	35.438 169
4	2:02.980	25.766 136	55.930 162	
5	9:53.606	8:16.320 136	1:01.364 136	35.922 172
6	1:54.551	25.152 139	54.981 163	34.418 172
7	2:03.627	28.324 85	1:00.885 164	34.418 172
8	1:51.873	24.648 141	53.535 165	33.690 173

Formel 3 Test Session Hockenheim

ADAC Formel Masters

Hockenheim, Länge 4574 m

Sektorzeiten Test 1



DMSB-Reg.Nr.

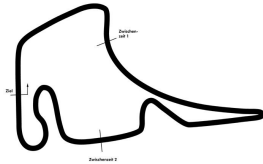
Rd.	Rundenzeit	Sektor 1 Zeit km/h	Sektor 2 Zeit km/h	Sektor 3 Zeit km/h
9	1:51.431	24.151 140	53.209 166	34.071 172
10	1:51.271	24.357 140	53.305 166	33.609 173
11	1:50.452	24.109 140	52.914 166	33.429 173
12	1:49.994 #	23.959 140	52.670 166	33.365 171
13	1:52.223	24.124 141	52.599 168	
14	2:26.975	1:00.958 140	52.617 166	33.400 172
15	1:53.213	23.935 140	52.410 168	
11	Mario Farnbacher , Formel ADAC / GER			
1	1:59.597	134	55.508 162	36.322 169
2	1:58.623	26.861 136	55.142 163	36.620 169
3	2:02.764	26.720 136	55.155 151	
4	7:55.296	6:21.540 129	56.811 151	36.945 170
5	1:56.196	25.888 139	55.385 160	34.923 172
6	1:54.138	25.336 139	54.258 162	34.544 173
7	1:53.803	25.158 139	54.143 162	34.502 173
8	1:54.421	26.994 139	53.609 165	33.818 172
9	1:52.039	24.766 140	53.426 166	33.847 174
10	1:50.759	24.159 140	53.025 166	33.575 172
11	1:51.776	24.099 140	52.683 165	
12	3:56.387	2:30.516 139	52.435 168	33.436 172
13	1:49.710 #	24.035 140	52.505 167	33.170 175
14	1:49.726	24.021 140	52.388 166	33.317 174
15	1:54.620	24.319 140	52.270 167	
12	Maximilian Mayer , Formel ADAC / GER			
1	2:07.349	123	59.528 151	38.675 164
2	2:02.068	27.369 134	56.240 156	38.459 164
3	2:00.306	26.934 131	55.406 159	37.966 165
4	1:59.418	26.141 136	55.471 159	37.806 166
5	1:57.892	26.064 137	54.823 160	37.005 167
6	1:56.337	25.707 136	54.956 161	35.674 169
7	1:55.061	25.433 137	54.220 163	35.408 170
8	1:54.813	25.576 136	54.067 163	35.170 168
9	1:55.325	25.688 137	54.353 161	35.284 168
10	1:54.724	25.416 136	54.190 160	35.118 169
11	1:59.124	25.290 137	55.403 158	
12	6:02.880	4:28.313 123	58.200 158	36.367 167
13	1:54.206	25.268 139	54.157 162	34.781 171
14	1:51.594 #	24.989 136	52.859 167	33.746 173
15	1:54.282	24.537 139	52.875 162	

Formel 3 Test Session Hockenheim

ADAC Formel Masters

Hockenheim, Länge 4574 m

Sektorzeiten Test 1



DMSB-Reg.Nr.

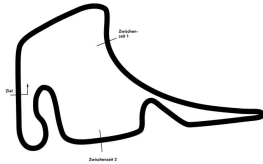
Rd.	Rundenzeit	Sektor 1 Zeit km/h	Sektor 2 Zeit km/h	Sektor 3 Zeit km/h
14	Ferdinand Gabor , Formel ADAC / GER			
1	2:08.132	123	1:00.092 152	39.622 162
2	2:04.713	28.295 129	57.607 151	38.811 166
3	2:06.624	27.574 133	56.576 157	
4	9:15.115	7:32.056 102	1:02.887 146	40.172 164
5	2:06.185	29.193 115	58.386 155	38.606 165
6	2:00.805	27.940 129	55.681 159	37.184 167
7	2:00.545	26.658 128	56.608 157	37.279 169
8	1:58.732	27.370 133	55.333 160	36.029 170
9	1:55.915	26.751 136	53.836 164	35.328 172
10	1:55.154	25.984 138	53.749 164	35.421 170
11	1:53.437	25.224 138	53.584 163	34.629 173
12	1:56.461	25.152 138	55.162 157	36.147 170
13	1:52.879 #	25.320 139	53.001 164	34.558 172
14	1:56.394	25.060 139	53.035 164	
18	Lucas Wolf , Formel ADAC / GER			
1	6:13.591	119	1:00.083 150	40.981 161
2	2:05.753	28.604 125	57.148 154	40.001 162
3	2:02.626	27.987 131	56.186 156	38.453 166
4	2:01.678	27.620 126	55.717 157	38.341 165
5	2:03.249	26.988 138	55.373 159	
6	6:47.062	5:14.569 129	55.588 159	36.905 168
7	1:58.733	26.140 139	55.534 160	
8	11:20.724	9:49.469 130	55.623 162	35.632 170
9	1:53.629 #	25.635 141	53.357 164	34.637 171
22	Sven Müller , Formel ADAC / GER			
1	2:05.683	123	58.368 158	38.806 164
2	2:07.039	27.457 133	57.978 156	
3	3:11.581	1:38.459 135	55.991 159	37.131 167
4	1:59.435	26.717 133	55.768 159	36.950 165
5	1:58.621	26.306 136	55.683 159	36.632 167
6	1:58.547	26.005 136	54.919 160	
7	3:42.133	2:10.694 137	55.160 160	36.279 167
8	1:56.373	25.656 139	54.999 161	35.718 168
9	1:58.029	25.950 132	55.151 160	
10	5:04.496	3:28.091 124	59.272 157	37.133 167
11	1:56.370	25.931 139	55.181 159	35.258 170
12	1:53.635	25.311 138	53.631 165	34.693 171
13	1:52.296	24.903 140	53.099 164	34.294 173

Formel 3 Test Session Hockenheim

ADAC Formel Masters

Hockenheim, Länge 4574 m

Sektorzeiten Test 1



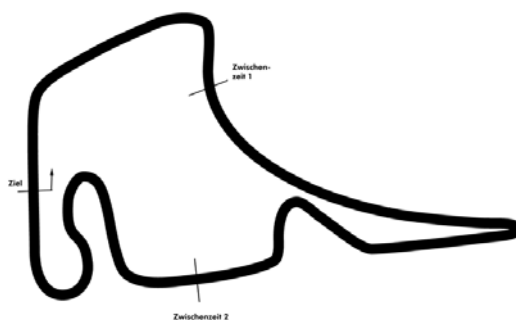
DMSB-Reg.Nr.

Rd.	Rundenzeit	Sektor 1		Sektor 2		Sektor 3	
		Zeit	km/h	Zeit	km/h	Zeit	km/h
14	1:51.189	24.437	140	52.820	166	33.932	171
15	1:50.126 #	24.017	140	52.577	167	33.532	173
16	1:50.998	23.975	140	52.259	167		
24	Andrina Gugger , Formel ADAC / SUI						
1	2:10.104		126	1:00.090	150	40.359	163
2	2:10.147	28.178	129	57.900	155		
3	2:56.764	1:22.395	134	56.835	158	37.534	167
4	1:59.797	26.769	136	56.168	160	36.860	169
5	1:58.752	26.467	137	55.665	161	36.620	169
6	1:57.550	26.022	137	55.110	161	36.418	170
7	1:57.570	25.904	136	55.357	153	36.309	169
8	2:00.327	25.797	136	55.780	157		
9	10:34.489	8:49.150	87	1:05.568	143	39.771	165
10	2:02.228	28.013	129	56.850	155	37.365	170
11	1:55.785	25.897	139	54.700	160	35.188	172
12	1:52.954	24.982	139	53.431	163	34.541	173
13	1:51.773 #	24.728	140	52.990	165	34.055	172



Formel 3 Test Session Hockenheim

Test 2



Hockenheim 4574 m

27. Mai 2010



Formel 3 Test Session Hockenheim



Hockenheim, Länge: 4574 m.

27. Mai 2010

ADAC Formel Masters Ergebnis Test 2

Pl.	Nr.	Kl.	Bewerber Fahrer, Ort	Fahrzeug Sponsorcard	Rd.	Bestzeit	Rückstand	Schnitt
1	3		Neuhauser Racing Gerhard Tweraser, AUT	Formel ADAC	19	1:46.534		154.565
2	5		Team KUG supported by TNB Patrick Schraner, GER	Formel ADAC	11	1:47.189	00.655	153.620
3	18		URD Rennsport Lucas Wolf, GER	Formel ADAC	20	1:47.352	00.818	153.387
4	2		Neuhauser Racing Dominik Baumann, AUT	Formel ADAC	21	1:47.364	00.830	153.370
5	7		ADAC Berlin Brandenburg e.V. Pascal Wehrlein, GER	Formel ADAC	18	1:47.439	00.905	153.263
6	9		Team ma-con Motorsport Richie Stanaway, NZL	Formel ADAC	14	1:47.454	00.920	153.241
7	22		Eifelland Racing Sven Müller, GER	Formel ADAC	19	1:47.631	01.097	152.989
8	10		Team ma-con Motorsport William Vermont, FRA	Formel ADAC	16	1:48.124	01.590	152.292
9	12		Team KUG supported by TNB Maximilian Mayer, GER	Formel ADAC	16	1:48.425	01.891	151.869
10	21		Eifelland Racing Joni Wiman, FIN	Formel ADAC	16	1:48.794	02.260	151.354
11	24		ADAC Berlin Brandenburg e.V. Andrina Gugger, SUI	Formel ADAC	11	1:49.027	02.493	151.030
12	11		Team ma-con Motorsport Mario Farnbacher, GER	Formel ADAC	14	1:49.111	02.577	150.914
13	14		Ferdinand Gabor, GER	Formel ADAC	19	1:50.108	03.574	149.548
14	4		Team KUG supported by TNB Janick Aeschlimann, SUI	Formel ADAC	10	1:50.120	03.586	149.531
not qualified								
	6		Team KUG supported by TNB Maximilian Buhk, GER	Formel ADAC	1	00.000		0.000

Vorbehaltlich der technischen Überprüfung !

Aushanazeit: 27.05.2010

-Rennleiter:

-Zeitnahme:

Formel 3 Test Session Hockenheim



Hockenheim, Länge: 4574 m.

27. Mai 2010

ADAC Formel Masters Lap by lap Test 2

2 Baumann															
1	1:50.611	2	1:49.145	3	1:48.979	4	1:48.710	5	1:49.103	6	1:49.122	7	1:48.195	8	1:48.741
9	1:48.720	10	1:48.703	11	1:48.675	12	1:48.475	13	1:48.133	pit	1:50.774	15	4:14.883	16	1:51.152
17	1:47.733	18	1:47.696	19	1:47.364	20	1:47.742	pit	1:55.818						

3 Tweraser															
1	3:42.913	2	1:48.091	3	1:47.889	4	1:48.589	5	1:47.758	6	1:47.753	7	1:48.819	8	1:47.425
pit	1:57.462	10	5:43.212	11	1:48.341	12	1:47.246	13	1:47.042	14	1:55.610	15	1:46.607	16	1:46.774
17	1:46.534	18	1:46.654	pit	2:00.678										

4 Aeschlimann															
1	1:54.091	2	1:50.120	3	1:51.367	4	1:52.846	5	1:50.639	6	1:51.866	pit	1:58.994	8	8:29.036
9	1:51.259	pit	1:55.223												

5 Schraner															
1	4:04.385	2	1:48.288	3	1:47.616	4	1:47.189	5	1:47.749	6	1:48.292	7	1:48.238	8	1:47.205
9	1:47.209	10	1:47.389	pit	1:50.982										

6 Buhk															
pit	2:07.815														

7 Wehrlein															
1	1:51.535	2	1:49.720	3	1:48.832	4	1:59.149	5	1:48.195	6	1:48.029	7	1:47.832	pit	1:50.482
9	8:29.135	10	1:50.391	11	1:48.012	12	1:47.860	13	1:47.439	14	1:47.932	15	1:47.530	16	1:47.522
17	1:47.477	pit	1:50.182												

9 Stanaway															
1	1:52.107	2	1:57.774	3	1:54.358	4	1:57.542	pit	1:58.619	6	10:47.912	7	1:50.739	8	1:50.812
9	1:48.626	10	1:48.549	11	1:48.132	12	1:48.315	13	1:47.454	pit	2:08.349				

10 Vermont															
1	1:49.171	2	1:48.303	3	1:48.580	4	1:48.124	5	1:48.495	6	1:51.758	7	1:48.755	8	1:48.628
pit	1:51.923	10	7:02.058	11	1:48.651	12	1:48.129	13	1:48.517	14	1:48.692	15	1:48.455	pit	1:52.019

11 Farnbacher															
1	1:50.253	2	1:50.082	3	1:49.111	pit	1:51.382	5	8:12.634	6	1:49.126	7	1:49.249	8	1:49.555
9	1:49.381	pit	1:51.335	11	4:51.122	12	1:49.157	13	1:49.228	pit	1:54.337				

12 Mayer															
1	2:00.824	2	1:51.794	3	1:49.594	4	1:49.242	5	1:49.260	6	1:48.966	7	1:48.919	8	1:49.443
9	1:48.685	pit	1:50.730	11	3:24.175	12	1:51.272	13	1:48.975	14	1:48.425	15	1:48.447	pit	1:52.410

14 Gabor															
1	1:54.276	2	1:52.989	3	1:51.644	4	1:50.747	5	1:50.664	6	1:50.193	7	1:50.381	pit	1:53.419
9	4:44.100	10	1:52.457	11	1:55.096	12	1:52.010	13	1:52.570	14	1:50.114	15	1:50.876	16	1:50.570
17	1:50.108	18	1:50.746	pit	1:57.045										

18 Wolf															
1	1:51.268	2	1:50.140	3	1:50.586	4	1:48.981	5	1:48.401	6	1:48.449	7	1:48.650	8	1:48.244
pit	1:50.670	10	5:32.349	11	2:11.464	12	1:51.197	13	1:50.902	14	1:47.868	15	1:47.574	16	1:47.352

Formel 3 Test Session Hockenheim



Hockenheim, Länge: 4574 m.

27. Mai 2010

ADAC Formel Masters

Lap by lap Test 2

17	1:47.826	18	1:47.987	19	1:48.219	pit	1:56.545												
----	----------	----	----------	----	----------	-----	----------	--	--	--	--	--	--	--	--	--	--	--	--

21 Wiman																			
1	1:53.414	2	1:50.251	3	1:49.563	4	1:49.545	5	1:49.719	6	1:49.123	7	1:48.822	8	1:49.066				
9	1:48.906	pit	1:55.665	11	5:08.768	12	1:49.153	13	1:50.064	14	1:48.794	15	1:48.909	pit	1:54.271				

22 Müller																			
1	1:51.846	2	1:50.107	3	1:48.728	4	1:47.864	5	1:48.056	6	1:47.869	7	1:47.974	8	1:47.934				
pit	1:48.932	10	5:32.497	11	1:49.869	12	1:48.988	13	1:47.631	14	1:48.283	15	1:48.716	16	1:47.774				
17	1:48.055	18	1:47.950	pit	1:50.684														

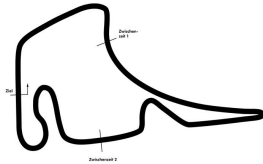
24 Gugger																			
1	1:53.235	2	1:50.297	3	1:49.193	4	1:50.730	5	1:50.377	6	1:49.332	7	1:49.195	8	1:49.027				
9	1:53.568	10	4:36.210	11	6:22.459														

Formel 3 Test Session Hockenheim

ADAC Formel Masters

Hockenheim, Länge 4574 m

Sektorzeiten Test 2



DMSB-Reg.Nr.

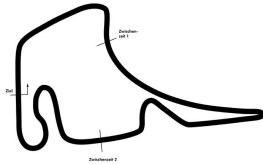
Rd.	Rundenzeit	Sektor 1 Zeit km/h	Sektor 2 Zeit km/h	Sektor 3 Zeit km/h
2	Dominik Baumann , Formel ADAC / AUT			
1	1:50.611	139	52.605 166	33.441 175
2	1:49.145	24.123 140	51.852 169	33.170 177
3	1:48.979	24.011 140	51.921 169	33.047 177
4	1:48.710	23.974 141	51.639 169	33.097 177
5	1:49.103	23.976 141	51.771 169	33.356 176
6	1:49.122	24.200 140	51.808 168	33.114 177
7	1:48.195	23.867 140	51.379 169	32.949 177
8	1:48.741	23.852 140	51.484 170	33.405 176
9	1:48.720	24.031 139	51.604 169	33.085 175
10	1:48.703	23.631 139	52.018 168	33.054 176
11	1:48.675	23.727 140	51.872 167	33.076 176
12	1:48.475	23.869 140	51.627 168	32.979 175
13	1:48.133	23.611 140	51.623 168	32.899 176
14	1:50.774	23.770 140	52.169 167	
15	4:14.883	24:1.953 127	58.179 160	34.751 169
16	1:51.152	25.038 139	52.687 168	33.427 176
17	1:47.733	23.742 141	51.217 169	32.774 177
18	1:47.696	23.684 141	51.338 168	32.674 178
19	1:47.364 #	23.347 141	51.127 169	32.890 175
20	1:47.742	23.964 140	51.234 168	32.544 177
21	1:55.818	23.622 141	51.193 169	
3	Gerhard Tweraser , Formel ADAC / AUT			
1	3:42.913	139	53.890 166	33.954 176
2	1:48.091	23.656 141	51.532 170	32.903 178
3	1:47.889	23.340 141	51.341 170	33.208 176
4	1:48.589	24.179 141	51.552 169	32.858 177
5	1:47.758	23.574 142	51.420 170	32.764 178
6	1:47.753	23.604 141	51.400 170	32.749 178
7	1:48.819	24.466 140	51.431 169	32.922 177
8	1:47.425	23.320 141	51.331 169	32.774 177
9	1:57.462	26.702 140	52.374 170	
10	5:43.212	4:12.918 134	56.695 167	33.599 176
11	1:48.341	23.558 141	51.639 169	33.144 177
12	1:47.246	23.255 141	51.425 168	32.566 177
13	1:47.042	23.249 142	51.331 169	32.462 178
14	1:55.610	23.852 141	58.699 164	33.059 177
15	1:46.607	23.105 141	51.082 169	32.420 178
16	1:46.774	22.997 141	51.013 170	32.764 177
17	1:46.534 #	23.102 141	51.123 169	32.309 177

Formel 3 Test Session Hockenheim

ADAC Formel Masters

Hockenheim, Länge 4574 m

Sektorzeiten Test 2



DMSB-Reg.Nr.

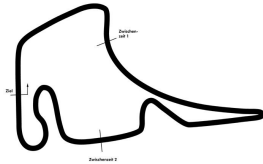
Rd.	Rundenzeit	Sektor 1 Zeit km/h	Sektor 2 Zeit km/h	Sektor 3 Zeit km/h
18	1:46.654	23.127 141	51.031 169	32.496 177
19	2:00.678	27.061 139	53.177 168	
4	Janick Aeschlimann , Formel ADAC / SUI			
1	1:54.091	133	53.576 164	34.193 172
2	1:50.120 #	24.335 139	51.877 169	33.908 173
3	1:51.367	24.239 138	53.220 166	33.908 174
4	1:52.846	25.849 138	52.477 151	34.520 173
5	1:50.639	24.389 139	52.368 165	33.882 174
6	1:51.866	24.512 139	53.333 165	34.021 174
7	1:58.994	24.703 140	54.073 152	
8	8:29.036	7:01.021 133	53.903 168	34.112 172
9	1:51.259	24.401 138	52.748 168	34.110 171
10	1:55.223	24.371 140	52.295 155	
5	Patrick Schraner , Formel ADAC / GER			
1	4:04.385	139	53.438 169	33.464 172
2	1:48.288	23.910 140	51.673 170	32.705 176
3	1:47.616	23.419 140	51.638 169	32.559 176
4	1:47.189 #	23.262 140	51.298 170	32.629 177
5	1:47.749	23.356 141	51.647 169	32.746 176
6	1:48.292	23.618 138	51.815 167	32.859 175
7	1:48.238	23.513 140	52.143 170	32.582 176
8	1:47.205	23.314 140	51.362 170	32.529 175
9	1:47.209	23.278 140	51.368 170	32.563 175
10	1:47.389	23.520 141	51.277 170	32.592 176
11	1:50.982	23.227 140	51.303 169	
6	Maximilian Buhk , Formel ADAC / GER			
1	2:07.815	136	1:01.233 142	
7	Pascal Wehrlein , Formel ADAC / GER			
1	1:51.535	140	52.559 166	34.717 165
2	1:49.720	24.663 140	52.004 167	33.053 175
3	1:48.832	23.470 141	52.061 169	33.301 176
4	1:59.149	24.270 142	1:01.643 165	33.236 176
5	1:48.195	23.399 141	51.826 168	32.970 176
6	1:48.029	23.436 141	51.749 168	32.844 177
7	1:47.832	23.415 140	51.605 169	32.812 178
8	1:50.482	23.448 140	51.849 168	
9	8:29.135	7:00.966 131	53.666 166	34.503 171
10	1:50.391	24.499 141	52.627 167	33.265 175
11	1:48.012	23.688 140	51.726 167	32.598 177

Formel 3 Test Session Hockenheim

ADAC Formel Masters

Hockenheim, Länge 4574 m

Sektorzeiten Test 2



DMSB-Reg.Nr.

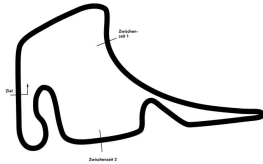
Rd.	Rundenzeit	Sektor 1		Sektor 2		Sektor 3	
		Zeit	km/h	Zeit	km/h	Zeit	km/h
12	1:47.860	23.301	141	52.036	167	32.523	176
13	1:47.439 #	23.033	141	51.882	167	32.524	177
14	1:47.932	23.172	140	52.108	167	32.652	175
15	1:47.530	23.232	140	51.743	167	32.555	175
16	1:47.522	23.202	138	51.912	166	32.408	176
17	1:47.477	23.134	139	52.049	167	32.294	176
18	1:50.182	23.113	140	51.890	167		
9	Richie Stanaway , Formel ADAC / NZL						
1	1:52.107		134	54.047	166	33.437	175
2	1:57.774	23.898	133	52.072	168	41.804	163
3	1:54.358	24.001	138	56.352	161	34.005	165
4	1:57.542	26.359	133	51.766	167	39.417	162
5	1:58.619	24.250	132	57.341	163		
6	10:47.912	9:05.003	126	55.251	121	47.658	171
7	1:50.739	24.551	141	52.912	163	33.276	177
8	1:50.812	23.665	139	53.334	168	33.813	170
9	1:48.626	23.344	140	52.061	167	33.221	175
10	1:48.549	23.305	135	51.900	168	33.344	176
11	1:48.132	23.100	140	51.812	168	33.220	175
12	1:48.315	22.957	140	52.303	168	33.055	177
13	1:47.454 #	22.984	140	51.702	168	32.768	177
14	2:08.349	25.191	140	58.252	156		
10	William Vermont , Formel ADAC / FRA						
1	1:49.171		139	52.100	167	33.009	174
2	1:48.303	23.564	140	51.812	167	32.927	174
3	1:48.580	23.487	139	52.082	167	33.011	174
4	1:48.124 #	23.483	140	51.788	168	32.853	174
5	1:48.495	23.528	140	51.764	168	33.203	174
6	1:51.758	23.539	139	54.744	162	33.475	174
7	1:48.755	23.631	139	52.006	167	33.118	175
8	1:48.628	23.598	136	52.012	167	33.018	174
9	1:51.923	23.684	139	52.001	167		
10	7:02.058	5:36.650	138	52.209	167	33.199	174
11	1:48.651	23.681	139	51.974	167	32.996	174
12	1:48.129	23.523	140	51.713	168	32.893	174
13	1:48.517	23.422	139	51.680	167	33.415	170
14	1:48.692	23.601	139	51.779	168	33.312	171
15	1:48.455	23.647	139	51.814	167	32.994	173
16	1:52.019	23.566	140	51.732	167		

Formel 3 Test Session Hockenheim

ADAC Formel Masters

Hockenheim, Länge 4574 m

Sektorzeiten Test 2

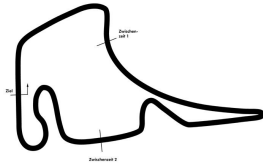


DMSB-Reg.Nr.

Rd.	Rundenzeit	Sektor 1 Zeit km/h	Sektor 2 Zeit km/h	Sektor 3 Zeit km/h
11	Mario Farnbacher , Formel ADAC / GER			
1	1:50.253	139	51.925 168	33.541 175
2	1:50.082	24.956 139	51.822 169	33.304 173
3	1:49.111 #	23.989 140	51.668 169	33.454 173
4	1:51.382	24.088 137	51.888 167	
5	8:12.634	6:47.041 138	52.297 167	33.296 173
6	1:49.126	23.902 139	51.881 168	33.343 173
7	1:49.249	23.826 140	51.772 168	33.651 172
8	1:49.555	24.087 140	51.970 167	33.498 175
9	1:49.381	23.782 139	51.838 167	33.761 169
10	1:51.335	24.191 139	52.056 167	
11	4:51.122	3:25.388 139	52.111 165	33.623 172
12	1:49.157	23.806 140	51.846 168	33.505 175
13	1:49.228	23.852 140	51.681 168	33.695 171
14	1:54.337	24.409 138	52.314 163	
12	Maximilian Mayer , Formel ADAC / GER			
1	2:00.824	138	1:00.262 160	35.406 171
2	1:51.794	25.494 137	52.430 167	33.870 174
3	1:49.594	24.084 138	52.135 168	33.375 171
4	1:49.242	23.827 138	52.063 168	33.352 174
5	1:49.260	23.869 140	52.019 167	33.372 174
6	1:48.966	23.689 139	52.052 168	33.225 173
7	1:48.919	23.649 139	52.093 167	33.177 174
8	1:49.443	23.670 140	52.262 168	33.511 174
9	1:48.685	23.640 139	51.928 167	33.117 174
10	1:50.730	23.668 138	51.979 168	
11	3:24.175	1:54.630 137	55.917 168	33.628 174
12	1:51.272	24.839 137	52.971 167	33.462 173
13	1:48.975	23.650 136	52.142 168	33.183 173
14	1:48.425 #	23.570 140	51.686 168	33.169 174
15	1:48.447	23.440 139	51.877 168	33.130 174
16	1:52.410	23.354 139	51.784 168	
14	Ferdinand Gabor , Formel ADAC / GER			
1	1:54.276	139	54.110 161	34.695 172
2	1:52.989	24.790 140	53.333 166	34.866 172
3	1:51.644	24.399 140	52.663 167	34.582 172
4	1:50.747	24.286 140	52.283 167	34.178 173
5	1:50.664	24.008 139	52.444 167	34.212 175
6	1:50.193	23.858 139	52.229 168	34.106 174

Formel 3 Test Session Hockenheim

ADAC Formel Masters
Hockenheim, Länge 4574 m
Sektorzeiten Test 2



DMSB-Reg.Nr.

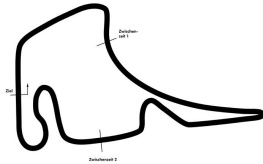
Rd.	Rundenzeit	Sektor 1 Zeit km/h	Sektor 2 Zeit km/h	Sektor 3 Zeit km/h
7	1:50.381	24.141 139	52.414 167	33.826 175
8	1:53.419	24.271 138	52.276 167	
9	4:44.100	3:16.466 137	52.799 165	34.835 173
10	1:52.457	24.931 136	53.054 167	34.472 173
11	1:55.096	25.179 137	52.876 166	37.041 171
12	1:52.010	24.453 139	53.171 163	34.386 173
13	1:52.570	26.069 138	52.400 167	34.101 174
14	1:50.114	24.255 140	52.014 169	33.845 175
15	1:50.876	23.790 140	52.950 167	34.136 174
16	1:50.570	24.105 141	52.188 167	34.277 176
17	1:50.108 #	24.002 139	51.910 169	34.196 174
18	1:50.746	24.893 141	51.798 169	34.055 176
19	1:57.045	23.951 141	52.167 166	
18	Lucas Wolf , Formel ADAC / GER			
1	1:51.268	139	52.812 168	33.692 173
2	1:50.140	24.246 137	52.424 168	33.470 175
3	1:50.586	23.908 141	52.448 167	34.230 175
4	1:48.981	24.052 137	51.897 169	33.032 175
5	1:48.401	23.673 140	51.702 169	33.026 175
6	1:48.449	23.635 141	51.879 169	32.935 176
7	1:48.650	23.851 141	51.829 169	32.970 176
8	1:48.244	23.529 141	51.761 169	32.954 176
9	1:50.670	23.515 134	51.697 169	
10	5:32.349	3:42.704 103	1:06.871 122	42.774 153
11	2:11.464	27.259 124	1:03.987 98	40.218 168
12	1:51.197	24.910 137	52.559 167	33.728 176
13	1:50.902	23.902 140	53.580 153	33.420 177
14	1:47.868	23.815 142	51.335 169	32.718 176
15	1:47.574	23.436 136	51.558 169	32.580 176
16	1:47.352 #	23.134 140	51.627 168	32.591 175
17	1:47.826	23.339 141	51.689 167	32.798 175
18	1:47.987	23.652 141	51.593 168	32.742 176
19	1:48.219	23.528 141	51.721 168	32.970 174
20	1:56.545	23.972 118	54.052 162	
21	Joni Wiman , Formel ADAC / FIN			
1	1:53.414	138	53.178 166	35.362 171
2	1:50.251	24.054 140	52.375 167	33.822 175
3	1:49.563	23.590 140	52.269 167	33.704 175
4	1:49.545	23.488 139	52.189 167	33.868 172
5	1:49.719	23.577 140	52.587 167	33.555 175

Formel 3 Test Session Hockenheim

ADAC Formel Masters

Hockenheim, Länge 4574 m

Sektorzeiten Test 2

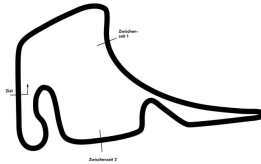


DMSB-Reg.Nr.

Rd.	Rundenzeit	Sektor 1		Sektor 2		Sektor 3	
		Zeit	km/h	Zeit	km/h	Zeit	km/h
6	1:49.123	23.481	139	52.132	167	33.510	175
7	1:48.822	23.374	140	51.995	167	33.453	174
8	1:49.066	23.385	139	52.135	168	33.546	174
9	1:48.906	23.555	140	52.041	168	33.310	175
10	1:55.665	23.787	140	51.799	167		
11	5:08.768	3:42.945	138	52.329	167	33.494	173
12	1:49.153	23.639	140	52.336	167	33.178	175
13	1:50.064	23.344	140	53.216	167	33.504	175
14	1:48.794 #	23.319	141	52.156	166	33.319	174
15	1:48.909	23.305	140	51.956	168	33.648	174
16	1:54.271	23.071	139	52.331	167		
22	Sven Müller , Formel ADAC / GER						
1	1:51.846		138	53.429	165	33.548	172
2	1:50.107	23.890	139	52.701	166	33.516	174
3	1:48.728	23.465	139	52.200	167	33.063	175
4	1:47.864	23.193	139	51.911	167	32.760	176
5	1:48.056	23.388	139	51.862	168	32.806	176
6	1:47.869	22.973	139	52.165	167	32.731	176
7	1:47.974	23.146	139	51.908	166	32.920	176
8	1:47.934	23.044	140	51.811	168	33.079	176
9	1:48.932	23.234	139	51.892	167		
10	5:32.497	4:06.236	138	53.043	167	33.218	175
11	1:49.869	23.467	139	52.971	165	33.431	176
12	1:48.988	24.139	138	52.041	167	32.808	175
13	1:47.631 #	22.997	139	51.945	167	32.689	177
14	1:48.283	22.900	139	52.104	169	33.279	176
15	1:48.716	23.452	140	52.331	166	32.933	175
16	1:47.774	23.152	140	51.716	167	32.906	175
17	1:48.055	23.130	140	52.009	168	32.916	174
18	1:47.950	23.149	140	52.045	167	32.756	175
19	1:50.684	23.269	137	52.755	167		
24	Andrina Gugger , Formel ADAC / SUI						
1	1:53.235		140	53.665	169	34.364	168
2	1:50.297	24.826	142	51.833	169	33.638	175
3	1:49.193	24.064	141	51.790	169	33.339	176
4	1:50.730	23.911	141	53.174	168	33.645	176
5	1:50.377	24.173	140	51.774	169	34.430	172
6	1:49.332	24.135	139	51.897	167	33.300	175
7	1:49.195	23.778	140	52.230	168	33.187	175
8	1:49.027 #	23.957	140	51.900	168	33.170	174

Formel 3 Test Session Hockenheim

ADAC Formel Masters
Hockenheim, Länge 4574 m
Sektorzeiten Test 2



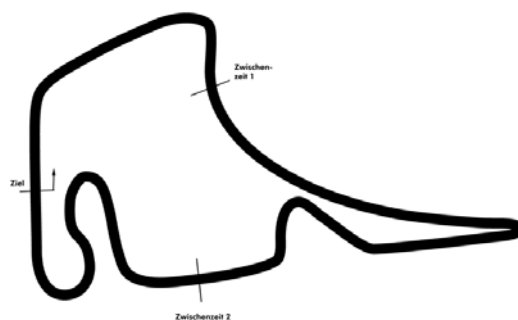
DMSB-Reg.Nr.

Rd.	Rundenzeit	Sektor 1		Sektor 2		Sektor 3	
		Zeit	km/h	Zeit	km/h	Zeit	km/h
9	1:53.568	24.917	139	52.315	167		
10	4:36.210	3:09.866	140	52.775	167	33.569	175
11	6:22.459	24.188	139	52.876	126		



Formel 3 Test Session Hockenheim

Test 3



Hockenheim 4574 m

27. Mai 2010



Formel 3 Test Session Hockenheim



Hockenheim, Länge: 4574 m.

27. Mai 2010

ADAC Formel Masters Ergebnis Test 3

Pl.	Nr.	Kl.	Bewerber Fahrer, Ort	Fahrzeug Sponsorcard	Rd.	Bestzeit	Rückstand	Schnitt
1	5		Team KUG supported by TNB Patrick Schraner, GER	Formel ADAC	10	1:46.878		154.067
2	10		Team ma-con Motorsport William Vermont, FRA	Formel ADAC	12	1:46.899	00.021	154.037
3	9		Team ma-con Motorsport Richie Stanaway, NZL	Formel ADAC	12	1:47.116	00.238	153.725
4	3		Neuhauser Racing Gerhard Tweraser, AUT	Formel ADAC	10	1:47.279	00.401	153.491
5	11		Team ma-con Motorsport Mario Farnbacher, GER	Formel ADAC	11	1:47.317	00.439	153.437
6	7		ADAC Berlin Brandenburg e.V. Pascal Wehrlein, GER	Formel ADAC	11	1:47.404	00.526	153.313
7	21		Eifelnd Racing Joni Wiman, FIN	Formel ADAC	11	1:47.797	00.919	152.754
8	22		Eifelnd Racing Sven Müller, GER	Formel ADAC	9	1:48.017	01.139	152.443
9	4		Team KUG supported by TNB Janick Aeschlimann, SUI	Formel ADAC	12	1:48.119	01.241	152.299
10	2		Neuhauser Racing Dominik Baumann, AUT	Formel ADAC	12	1:48.258	01.380	152.103
11	18		URD Rennsport Lucas Wolf, GER	Formel ADAC	12	1:48.297	01.419	152.049
12	12		Team KUG supported by TNB Maximilian Mayer, GER	Formel ADAC	12	1:48.964	02.086	151.118
13	6		Team KUG supported by TNB Maximilian Buhk, GER	Formel ADAC	13	1:49.087	02.209	150.947
14	13		Toni Koitsch, GER	Formel ADAC	13	1:50.121	03.243	149.530
15	14		Ferdinand Gabor, GER	Formel ADAC	13	1:50.441	03.563	149.097
not qualified								
	24		ADAC Berlin Brandenburg e.V. Andrina Gugger, SUI	Formel ADAC	3	00.000		0.000

Vorbehaltlich der technischen Überprüfung !

Aushanazeit: 27.05.2010

-Rennleiter:

-Zeitnahme:

Formel 3 Test Session Hockenheim



Hockenheim, Länge: 4574 m.

27. Mai 2010

ADAC Formel Masters Lap by lap Test 3

2 Baumann															
1	1:49.936	2	1:48.319	3	1:50.632	4	1:48.639	5	1:48.277	6	1:48.297	pit	1:50.131	8	4:41.923
9	1:48.301	10	1:48.258	11	1:49.605	pit	1:53.059								

3 Tweraser															
1	1:49.955	2	1:48.637	3	1:48.130	4	1:47.899	5	1:48.495	6	1:47.426	7	1:47.452	8	1:47.279
9	1:47.532	pit	1:53.485												

4 Aeschlimann															
1	1:51.162	2	1:54.308	3	1:55.965	4	1:49.848	5	1:48.508	6	1:48.119	7	1:48.350	8	1:48.424
9	1:48.462	10	1:48.211	11	1:48.904	pit	1:51.503								

5 Schraner															
1	1:49.089	2	1:47.064	pit	1:48.767	4	5:42.577	5	1:47.016	6	1:47.412	7	1:46.878	8	1:47.283
9	1:47.267	pit	1:48.280												

6 Buhk															
1	1:53.007	2	1:52.302	3	1:50.652	4	1:49.909	5	1:52.822	6	1:50.129	7	1:51.586	pit	1:52.273
9	3:18.042	10	1:49.611	11	1:49.087	12	1:50.045	13	1:49.387						

7 Wehrlein															
1	1:50.316	2	1:48.174	3	1:47.852	4	1:47.404	5	1:47.585	6	1:48.010	7	1:47.405	pit	1:51.105
9	6:27.656	10	1:49.960	11	1:48.353										

9 Stanaway															
1	2:02.782	2	1:53.897	3	1:48.810	4	1:47.443	5	1:50.599	pit	1:57.188	7	3:53.429	8	1:51.888
9	1:47.177	10	1:49.367	11	1:47.116	pit	1:54.013								

10 Vermont															
1	2:06.599	2	2:03.124	3	1:47.641	4	1:47.142	5	1:46.899	pit	1:52.720	7	5:07.005	8	1:47.327
9	1:50.937	10	1:47.175	11	1:47.278	pit	1:49.922								

11 Farnbacher															
1	2:04.009	2	1:51.081	3	1:47.784	4	1:47.738	5	1:47.387	pit	1:59.125	7	5:47.726	8	1:47.679
9	1:47.535	10	1:47.317	11	1:47.443										

12 Mayer															
1	2:00.534	2	1:52.149	3	1:50.324	4	1:49.499	5	1:49.226	pit	2:00.775	7	3:50.869	8	1:49.535
9	1:49.214	10	1:49.486	11	1:48.964	pit	1:52.805								

13 Koitsch															
1	1:54.951	2	1:52.794	3	1:51.742	4	1:53.846	5	1:50.573	6	1:55.261	7	1:50.400	8	1:50.787
9	1:50.623	10	1:50.338	11	1:50.121	12	1:50.756	pit	1:54.220						

14 Gabor															
1	1:56.198	2	1:53.661	3	1:51.330	4	1:50.460	5	1:50.579	6	1:51.641	7	1:50.775	8	1:50.465
9	1:50.441	10	1:51.817	11	1:51.301	12	1:50.793	pit	1:54.836						

18 Wolf															
1	1:52.634	2	1:50.215	3	1:49.404	4	1:49.376	5	1:49.111	6	1:48.669	7	1:48.520	pit	1:53.048

Formel 3 Test Session Hockenheim



Hockenheim, Länge: 4574 m.

27. Mai 2010

ADAC Formel Masters

Lap by lap Test 3

9	4:06.860	10	1:49.074	11	1:48.712	12	1:48.297								
---	----------	----	----------	----	----------	----	-----------------	--	--	--	--	--	--	--	--

21 Wiman															
1	1:53.956	2	1:49.555	3	1:48.893	4	1:50.918	5	1:48.755	6	1:47.797	7	1:48.916	pit	1:51.546
9	5:59.194	10	1:48.519	pit	1:54.857										

22 Müller															
1	1:52.655	2	1:50.677	3	1:48.847	4	1:48.915	5	1:48.128	6	1:48.807	7	1:48.584	8	1:48.017
pit	1:50.508														

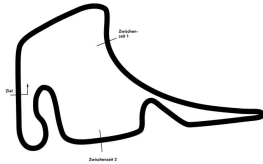
24 Gugger															
1	1:55.075	2	1:56.026	3	3:49.049										

Formel 3 Test Session Hockenheim

ADAC Formel Masters

Hockenheim, Länge 4574 m

Sektorzeiten Test 3



DMSB-Reg.Nr.

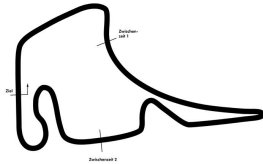
Rd.	Rundenzeit	Sektor 1 Zeit km/h	Sektor 2 Zeit km/h	Sektor 3 Zeit km/h
2	Dominik Baumann , Formel ADAC / AUT			
1	1:49.936	137	52.294 165	33.092 175
2	1:48.319	23.680 139	51.700 167	32.939 176
3	1:50.632	23.847 140	52.944 155	33.841 175
4	1:48.639	23.959 139	51.641 166	33.039 176
5	1:48.277	23.563 139	51.639 167	33.075 176
6	1:48.297	23.797 140	51.455 167	33.045 177
7	1:50.131	23.799 139	51.564 166	
8	4:41.923	3:16.895 139	51.851 166	33.177 176
9	1:48.301	23.806 140	51.551 166	32.944 176
10	1:48.258 #	23.724 139	51.615 166	32.919 176
11	1:49.605	23.626 140	51.713 167	34.266 159
12	1:53.059	25.178 138	51.773 167	
3	Gerhard Tweraser , Formel ADAC / AUT			
1	1:49.955	139	52.319 168	33.199 175
2	1:48.637	23.644 139	51.723 168	33.270 178
3	1:48.130	23.837 139	51.616 168	32.677 177
4	1:47.899	23.564 141	51.411 168	32.924 177
5	1:48.495	23.787 140	51.898 168	32.810 177
6	1:47.426	23.366 141	51.551 169	32.509 177
7	1:47.452	23.429 140	51.426 169	32.597 177
8	1:47.279 #	23.208 141	51.462 168	32.609 177
9	1:47.532	23.509 140	51.495 168	32.528 177
10	1:53.485	23.380 141	51.636 167	
4	Janick Aeschlimann , Formel ADAC / SUI			
1	1:51.162	139	52.251 167	34.487 171
2	1:54.308	23.928 139	55.319 153	35.061 173
3	1:55.965	24.370 140	55.571 150	36.024 173
4	1:49.848	24.190 138	52.128 167	33.530 175
5	1:48.508	23.602 139	51.765 168	33.141 176
6	1:48.119 #	23.497 138	51.503 168	33.119 176
7	1:48.350	23.318 139	51.594 168	33.438 174
8	1:48.424	23.674 140	51.654 168	33.096 175
9	1:48.462	23.511 140	51.546 168	33.405 175
10	1:48.211	23.317 140	51.616 167	33.278 176
11	1:48.904	23.539 140	52.096 167	33.269 175
12	1:51.503	23.677 140	51.770 166	
5	Patrick Schraner , Formel ADAC / GER			
1	1:49.089	139	52.193 169	32.702 176

Formel 3 Test Session Hockenheim

ADAC Formel Masters

Hockenheim, Länge 4574 m

Sektorzeiten Test 3



DMSB-Reg.Nr.

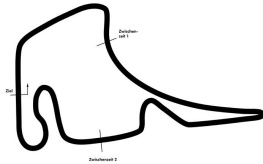
Rd.	Rundenzeit	Sektor 1 Zeit km/h	Sektor 2 Zeit km/h	Sektor 3 Zeit km/h
2	1:47.064	23.259 141	51.448 170	32.357 177
3	1:48.767	23.070 140	51.304 170	
4	5:42.577	4:17.208 138	52.677 168	32.692 176
5	1:47.016	23.229 140	51.408 170	32.379 178
6	1:47.412	23.145 140	51.726 168	32.541 177
7	1:46.878 #	23.174 141	51.179 170	32.525 179
8	1:47.283	23.222 140	51.355 170	32.706 179
9	1:47.267	23.437 140	51.334 170	32.496 178
10	1:48.280	22.950 140	51.210 169	
6	Maximilian Buhk , Formel ADAC / GER			
1	1:53.007	137	53.358 162	34.628 170
2	1:52.302	24.537 138	52.657 166	35.108 171
3	1:50.652	24.281 138	52.211 166	34.160 171
4	1:49.909	24.147 138	51.986 167	33.776 173
5	1:52.822	24.493 137	53.809 145	34.520 173
6	1:50.129	24.215 138	52.144 167	33.770 172
7	1:51.586	24.356 139	53.362 168	33.868 173
8	1:52.273	24.122 138	52.041 168	
9	3:18.042	1:51.673 136	52.476 167	33.893 174
10	1:49.611	24.187 140	51.952 168	33.472 175
11	1:49.087 #	23.939 140	51.670 168	33.478 173
12	1:50.045	24.285 140	52.069 165	33.691 173
13	1:49.387	23.966 139	51.790 168	33.631 173
7	Pascal Wehrlein , Formel ADAC / GER			
1	1:50.316	139	52.863 163	33.426 174
2	1:48.174	23.350 139	52.067 168	32.757 176
3	1:47.852	23.261 140	51.906 167	32.685 176
4	1:47.404 #	23.085 139	51.697 168	32.622 177
5	1:47.585	23.413 138	51.798 168	32.374 177
6	1:48.010	23.241 140	51.980 167	32.789 176
7	1:47.405	23.256 140	51.571 168	32.578 177
8	1:51.105	23.195 140	51.793 168	
9	6:27.656	4:57.167 137	54.927 156	35.562 172
10	1:49.960	24.382 140	52.381 167	33.197 177
11	1:48.353	23.426 141	51.892 166	33.035 175
9	Richie Stanaway , Formel ADAC / NZL			
1	2:02.782	137	56.441 158	39.146 166
2	1:53.897	25.245 130	54.504 165	34.148 175
3	1:48.810	23.857 136	52.251 167	32.702 177

Formel 3 Test Session Hockenheim

ADAC Formel Masters

Hockenheim, Länge 4574 m

Sektorzeiten Test 3



DMSB-Reg.Nr.

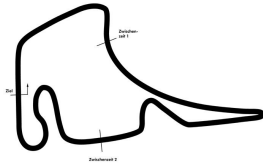
Rd.	Rundenzeit	Sektor 1 Zeit km/h	Sektor 2 Zeit km/h	Sektor 3 Zeit km/h
4	1:47.443	23.118 138	51.460 168	32.865 178
5	1:50.599	23.237 138	53.859 153	33.503 178
6	1:57.188	24.621 121	56.652 167	
7	3:53.429	2:27.970 137	52.524 166	32.935 176
8	1:51.888	22.813 133	54.755 162	34.320 177
9	1:47.177	22.782 138	51.691 166	32.704 177
10	1:49.367	22.667 132	53.629 165	33.071 177
11	1:47.116 #	23.071 134	51.682 167	32.363 177
12	1:54.013	22.715 132	57.266 167	
10	William Vermont , Formel ADAC / FRA			
1	2:06.599	121	58.450 147	39.995 148
2	2:03.124	25.996 137	1:02.887 151	34.241 174
3	1:47.641	23.313 140	51.955 168	32.373 176
4	1:47.142	23.103 139	51.618 167	32.421 177
5	1:46.899 #	23.116 140	51.445 168	32.338 178
6	1:52.720	23.182 139	51.623 169	
7	5:07.005	3:30.517 137	1:02.666 156	33.822 176
8	1:47.327	23.268 140	51.599 166	32.460 177
9	1:50.937	23.123 140	55.066 162	32.748 176
10	1:47.175	23.174 140	51.512 167	32.489 176
11	1:47.278	23.277 140	51.473 169	32.528 176
12	1:49.922	23.280 140	51.733 167	
11	Mario Farnbacher , Formel ADAC / GER			
1	2:04.009	136	1:01.641 165	35.153 161
2	1:51.081	25.630 139	52.547 167	32.904 176
3	1:47.784	23.505 141	51.718 167	32.561 176
4	1:47.738	23.214 140	51.877 167	32.647 177
5	1:47.387	23.326 140	51.536 167	32.525 176
6	1:59.125	24.084 131	55.136 149	
7	5:47.726	4:22.715 138	52.089 166	32.922 176
8	1:47.679	23.366 140	51.787 167	32.526 176
9	1:47.535	23.284 139	51.777 166	32.474 176
10	1:47.317 #	23.309 141	51.608 168	32.400 175
11	1:47.443	23.319 140	51.599 168	32.525 175
12	Maximilian Mayer , Formel ADAC / GER			
1	2:00.534	136	55.466 112	40.022 161
2	1:52.149	25.130 134	52.936 164	34.083 172
3	1:50.324	24.291 134	52.478 166	33.555 173
4	1:49.499	23.767 138	52.210 165	33.522 173

Formel 3 Test Session Hockenheim

ADAC Formel Masters

Hockenheim, Länge 4574 m

Sektorzeiten Test 3



DMSB-Reg.Nr.

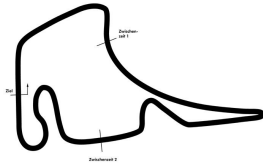
Rd.	Rundenzeit	Sektor 1		Sektor 2		Sektor 3	
		Zeit	km/h	Zeit	km/h	Zeit	km/h
5	1:49.226	23.733	138	52.172	166	33.321	175
6	2:00.775	24.274	139	58.424	162		
7	3:50.869	2:24.203	136	52.927	166	33.739	173
8	1:49.535	23.935	134	52.208	166	33.392	174
9	1:49.214	23.832	139	52.030	166	33.352	175
10	1:49.486	23.620	139	52.495	168	33.371	175
11	1:48.964 #	23.724	137	52.046	167	33.194	175
12	1:52.805	23.787	138	52.280	168		
13	Toni Koitsch , Formel ADAC / GER						
1	1:54.951		132	54.012	164	35.371	168
2	1:52.794	24.807	137	53.425	165	34.562	170
3	1:51.742	24.523	138	53.089	165	34.130	170
4	1:53.846	24.405	138	55.453	166	33.988	171
5	1:50.573	24.055	138	52.545	166	33.973	171
6	1:55.261	24.035	137	57.090	165	34.136	170
7	1:50.400	23.879	138	52.680	166	33.841	171
8	1:50.787	24.046	134	52.653	166	34.088	171
9	1:50.623	24.032	138	52.657	165	33.934	173
10	1:50.338	23.989	138	52.496	165	33.853	171
11	1:50.121 #	24.027	138	52.242	166	33.852	169
12	1:50.756	24.636	137	52.246	167	33.874	171
13	1:54.220	23.967	139	52.719	166		
14	Ferdinand Gabor , Formel ADAC / GER						
1	1:56.198		139	54.728	165	35.455	160
2	1:53.661	25.563	139	53.163	165	34.935	172
3	1:51.330	24.305	139	52.748	166	34.277	173
4	1:50.460	24.022	140	52.393	167	34.045	174
5	1:50.579	23.872	137	52.575	167	34.132	173
6	1:51.641	24.098	139	52.793	166	34.750	174
7	1:50.775	24.241	140	52.534	167	34.000	175
8	1:50.465	23.838	140	52.684	167	33.943	174
9	1:50.441 #	24.015	140	52.453	167	33.973	176
10	1:51.817	24.755	139	52.712	166	34.350	173
11	1:51.301	24.129	137	52.748	166	34.424	173
12	1:50.793	24.160	139	52.433	167	34.200	174
13	1:54.836	24.005	138	53.014	167		
18	Lucas Wolf , Formel ADAC / GER						
1	1:52.634		129	52.991	168	34.330	173
2	1:50.215	24.476	141	51.966	169	33.773	174

Formel 3 Test Session Hockenheim

ADAC Formel Masters

Hockenheim, Länge 4574 m

Sektorzeiten Test 3



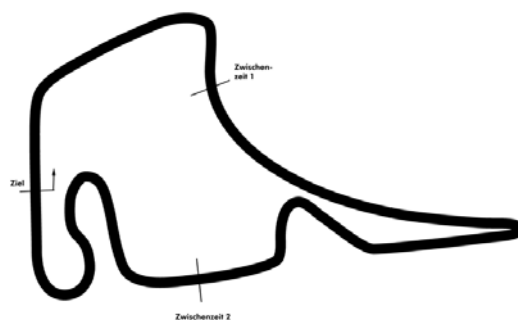
DMSB-Reg.Nr.

Rd.	Rundenzeit	Sektor 1		Sektor 2		Sektor 3	
		Zeit	km/h	Zeit	km/h	Zeit	km/h
3	1:49.404	24.247	140	52.102	168	33.055	176
4	1:49.376	24.301	140	51.812	168	33.263	174
5	1:49.111	24.226	140	51.693	168	33.192	175
6	1:48.669	23.977	137	51.750	168	32.942	176
7	1:48.520	23.876	141	51.566	168	33.078	175
8	1:53.048	23.999	141	52.190	168		
9	4:06.860	2:41.465	138	52.272	166	33.123	176
10	1:49.074	24.017	135	52.004	167	33.053	176
11	1:48.712	24.068	140	51.770	169	32.874	176
12	1:48.297 #	23.625	138	51.635	168	33.037	173
21	Joni Wiman , Formel ADAC / FIN						
1	1:53.956		137	53.037	166	34.128	170
2	1:49.555	23.748	140	52.067	166	33.740	173
3	1:48.893	23.290	138	52.109	166	33.494	175
4	1:50.918	23.487	138	53.659	163	33.772	175
5	1:48.755	23.277	138	52.115	167	33.363	176
6	1:47.797 #	22.973	139	51.618	169	33.206	176
7	1:48.916	23.057	140	52.462	168	33.397	175
8	1:51.546	22.983	139	52.064	168		
9	5:59.194	4:32.904	138	52.806	167	33.484	175
10	1:48.519	23.390	140	51.800	169	33.329	175
11	1:54.857	23.423	140	51.946	168		
22	Sven Müller , Formel ADAC / GER						
1	1:52.655		137	53.420	164	34.384	168
2	1:50.677	24.080	137	53.084	166	33.513	173
3	1:48.847	23.568	139	51.957	167	33.322	175
4	1:48.915	23.390	139	52.493	166	33.032	176
5	1:48.128	23.173	139	51.946	167	33.009	177
6	1:48.807	23.669	137	52.019	168	33.119	177
7	1:48.584	23.446	138	52.180	167	32.958	175
8	1:48.017 #	23.174	140	52.063	167	32.780	176
9	1:50.508	23.059	138	52.257	167		
24	Andrina Gugger , Formel ADAC / SUI						
1	1:55.075 #		135	54.249	162	34.769	172
2	1:56.026	25.123	138	53.039	165		
3	3:49.049	2:22.589	140	52.504	167	33.956	171



Formel 3 Test Session Hockenheim

Test 4



Hockenheim 4574 m

27. Mai 2010



Formel 3 Test Session Hockenheim



Hockenheim, Länge: 4574 m.

27. Mai 2010

ADAC Formel Masters Ergebnis Test 4

Pl.	Nr.	Kl.	Bewerber Fahrer, Ort	Fahrzeug Sponsorcard	Rd.	Bestzeit	Rückstand	Schnitt
1	5		Team KUG supported by TNB Patrick Schraner, GER	Formel ADAC	11	1:46.463		154.668
2	10		Team ma-con Motorsport William Vermont, FRA	Formel ADAC	13	1:46.699	00.236	154.326
3	7		ADAC Berlin Brandenburg e.V. Pascal Wehrlein, GER	Formel ADAC	13	1:46.791	00.328	154.193
4	11		Team ma-con Motorsport Mario Farnbacher, GER	Formel ADAC	12	1:46.845	00.382	154.115
5	3		Neuhauser Racing Gerhard Tweraser, AUT	Formel ADAC	11	1:46.926	00.463	153.998
6	22		Eifelnd Racing Sven Müller, GER	Formel ADAC	13	1:47.022	00.559	153.860
7	9		Team ma-con Motorsport Richie Stanaway, NZL	Formel ADAC	9	1:47.406	00.943	153.310
8	2		Neuhauser Racing Dominik Baumann, AUT	Formel ADAC	11	1:47.443	00.980	153.257
9	4		Team KUG supported by TNB Janick Aeschlimann, SUI	Formel ADAC	12	1:48.293	01.830	152.054
10	18		URD Rennsport Lucas Wolf, GER	Formel ADAC	13	1:48.398	01.935	151.907
11	12		Team KUG supported by TNB Maximilian Mayer, GER	Formel ADAC	11	1:48.433	01.970	151.858
12	6		Team KUG supported by TNB Maximilian Buhk, GER	Formel ADAC	14	1:49.075	02.612	150.964
13	13		Toni Koitsch, GER	Formel ADAC	12	1:49.918	03.455	149.806
14	24		ADAC Berlin Brandenburg e.V. Andrina Gugger, SUI	Formel ADAC	6	1:50.250	03.787	149.355
15	14		Ferdinand Gabor, GER	Formel ADAC	13	1:50.518	04.055	148.993
not qualified								
	21		Eifelnd Racing Joni Wiman, FIN	Formel ADAC	1	00.000		0.000

Vorbehaltlich der technischen Überprüfung !

Aushanazeit: 27.05.2010

-Rennleiter:

-Zeitnahme:

ADAC Formel Masters Lap by lap Test 4

2 Baumann															
1	1:50.004	2	1:48.260	3	1:48.335	4	1:47.443	5	1:47.906	6	1:47.882	7	1:47.718	8	1:48.220
9	1:47.771	10	1:47.625	pit	1:49.454										

3 Tweraser															
1	1:47.806	2	1:47.597	3	1:47.354	4	1:47.378	pit	1:51.390	6	6:46.881	7	1:47.042	8	1:47.078
9	1:46.926	10	1:46.990	pit	1:54.038										

4 Aeschlimann															
1	1:53.653	2	1:50.121	3	1:48.597	4	1:48.293	5	1:48.985	6	1:48.855	7	1:48.889	8	1:48.728
9	1:49.068	10	1:48.492	11	1:48.742	12	1:48.956								

5 Schraner															
1	1:54.241	2	1:47.316	3	1:46.963	4	1:46.926	5	1:47.006	6	1:47.150	pit	1:49.340	8	5:12.375
9	1:46.993	10	1:46.463	pit	1:49.450										

6 Buhk															
1	1:50.922	2	1:50.402	3	1:51.218	4	1:49.884	5	1:49.334	6	1:49.234	7	1:49.250	8	1:49.433
9	1:49.794	10	1:49.578	11	1:49.939	12	1:49.075	13	1:49.105	14	1:50.467				

7 Wehrlein															
1	1:49.631	2	1:47.916	3	1:48.359	4	1:47.828	5	1:46.895	6	1:46.791	7	1:47.336	pit	1:48.409
9	4:08.474	10	1:48.067	11	1:46.938	12	1:47.133	13	1:47.042						

9 Stanaway															
1	1:47.851	2	1:47.406	pit	2:02.616	4	6:50.014	5	1:54.467	6	1:50.361	7	1:47.982	8	1:47.746
pit	1:53.704														

10 Vermont															
1	1:47.914	2	1:47.372	3	1:47.230	4	1:47.192	5	1:46.699	6	1:47.202	7	1:47.011	pit	1:48.666
9	4:03.917	10	1:47.191	11	1:46.782	12	1:46.730	pit	1:47.985						

11 Farnbacher															
1	1:47.272	2	1:47.010	3	1:47.466	4	1:47.084	5	1:47.080	6	1:46.927	pit	1:49.147	8	4:20.873
9	1:47.185	10	1:46.845	11	1:47.320	pit	1:53.381								

12 Mayer															
1	1:50.021	2	1:50.183	3	1:48.721	4	1:48.768	pit	2:04.229	6	7:14.696	7	1:49.053	8	1:48.997
9	1:48.433	10	1:48.726	pit	1:50.850										

13 Koitsch															
1	1:51.598	2	1:50.355	3	1:51.586	4	1:50.490	5	1:50.701	6	1:50.254	7	1:50.175	8	1:50.675
9	1:49.918	10	1:50.603	11	1:50.342	pit	1:53.531								

14 Gabor															
1	1:52.356	2	1:52.088	3	1:52.465	4	1:51.744	5	1:51.510	6	1:55.085	7	1:53.130	8	1:51.523
9	1:50.909	10	1:50.971	11	1:50.781	12	1:50.518	pit	1:55.254						

18 Wolf															
1	1:50.579	2	1:49.241	3	1:49.199	4	1:48.976	5	1:48.559	6	1:48.627	7	1:48.398	pit	1:52.344

Formel 3 Test Session Hockenheim



Hockenheim, Länge: 4574 m.

27. Mai 2010

ADAC Formel Masters

Lap by lap Test 4

9	3:49.354	10	1:48.920	11	1:48.552	12	1:48.853	pit	1:58.063								
---	----------	----	----------	----	----------	----	----------	-----	----------	--	--	--	--	--	--	--	--

21 Wiman																	
pit	7:32.458																

22 Müller																	
1	1:51.363	2	1:48.908	3	1:47.845	4	1:47.859	5	1:47.285	6	1:47.022	7	1:47.627	8	1:47.671		
9	1:47.290	pit	1:49.867	11	4:21.754	12	1:48.552	pit	1:49.421								

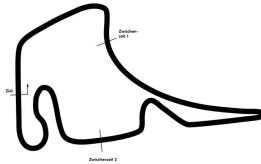
24 Gugger																	
1	1:50.670	2	1:50.250	3	1:57.048	4	8:17.704	5	1:50.537	6	1:54.679						

Formel 3 Test Session Hockenheim

ADAC Formel Masters

Hockenheim, Länge 4574 m

Sektorzeiten Test 4



DMSB-Reg.Nr.

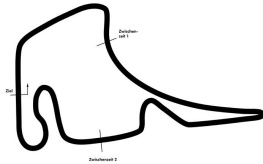
Rd.	Rundenzeit	Sektor 1 Zeit km/h	Sektor 2 Zeit km/h	Sektor 3 Zeit km/h
2	Dominik Baumann , Formel ADAC / AUT			
1	1:50.004	139	52.097 167	33.313 176
2	1:48.260	23.615 140	51.659 166	32.986 177
3	1:48.335	23.501 140	51.681 167	33.153 176
4	1:47.443 #	23.445 140	51.425 167	32.573 178
5	1:47.906	23.237 140	51.161 169	33.508 176
6	1:47.882	23.669 140	51.459 167	32.754 176
7	1:47.718	23.589 140	51.497 167	32.632 177
8	1:48.220	23.620 139	51.742 166	32.858 177
9	1:47.771	23.713 139	51.423 166	32.635 178
10	1:47.625	23.532 140	51.418 167	32.675 177
11	1:49.454	23.635 140	51.622 167	
3	Gerhard Tweraser , Formel ADAC / AUT			
1	1:47.806	141	51.678 168	32.658 177
2	1:47.597	23.322 141	51.595 168	32.680 178
3	1:47.354	23.296 141	51.446 169	32.612 177
4	1:47.378	23.329 141	51.464 169	32.585 178
5	1:51.390	23.058 140	51.270 170	
6	6:46.881	5:22.294 139	51.956 167	32.631 177
7	1:47.042	23.212 141	51.516 168	32.314 178
8	1:47.078	23.218 140	51.434 167	32.426 178
9	1:46.926 #	23.028 140	51.465 168	32.433 179
10	1:46.990	23.335 140	51.404 168	32.251 179
11	1:54.038	24.361 140	51.395 168	
4	Janick Aeschlimann , Formel ADAC / SUI			
1	1:53.653	139	55.632 164	33.819 174
2	1:50.121	23.986 138	52.482 167	33.653 172
3	1:48.597	23.655 139	51.743 167	33.199 176
4	1:48.293 #	23.516 139	51.547 167	33.230 175
5	1:48.985	23.661 139	51.639 167	33.685 173
6	1:48.855	23.614 138	51.853 167	33.388 174
7	1:48.889	23.691 139	51.838 167	33.360 175
8	1:48.728	23.544 138	51.747 167	33.437 174
9	1:49.068	23.585 139	51.676 167	33.807 175
10	1:48.492	23.519 139	51.722 167	33.251 175
11	1:48.742	23.770 138	51.703 166	33.269 176
12	1:48.956	23.543 139	51.745 157	33.668 176
5	Patrick Schraner , Formel ADAC / GER			
1	1:54.241	141	57.578 168	32.793 177

Formel 3 Test Session Hockenheim

ADAC Formel Masters

Hockenheim, Länge 4574 m

Sektorzeiten Test 4



DMSB-Reg.Nr.

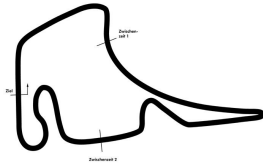
Rd.	Rundenzeit	Sektor 1		Sektor 2		Sektor 3	
		Zeit	km/h	Zeit	km/h	Zeit	km/h
2	1:47.316	23.516	140	51.308	169	32.492	178
3	1:46.963	23.457	141	51.175	170	32.331	178
4	1:46.926	23.260	140	50.965	170	32.701	177
5	1:47.006	23.270	140	51.205	169	32.531	178
6	1:47.150	23.309	140	51.361	169	32.480	178
7	1:49.340	23.418	140	51.074	168		
8	5:12.375	3:47.050	138	52.732	168	32.593	178
9	1:46.993	23.190	140	51.450	169	32.353	178
10	1:46.463 #	23.041	140	51.176	169	32.246	178
11	1:49.450	23.278	140	51.112	168		
6	Maximilian Buhk , Formel ADAC / GER						
1	1:50.922		139	52.577	166	33.774	172
2	1:50.402	24.385	138	52.167	166	33.850	172
3	1:51.218	24.345	139	52.112	167	34.761	172
4	1:49.884	24.175	139	52.009	167	33.700	172
5	1:49.334	24.114	139	51.827	169	33.393	173
6	1:49.234	24.027	139	51.717	167	33.490	173
7	1:49.250	24.010	138	51.636	168	33.604	172
8	1:49.433	24.147	138	51.676	168	33.610	172
9	1:49.794	24.102	137	51.856	167	33.836	172
10	1:49.578	24.082	137	51.967	167	33.529	173
11	1:49.939	24.687	138	51.842	166	33.410	175
12	1:49.075 #	23.800	138	51.774	167	33.501	175
13	1:49.105	23.804	137	51.863	166	33.438	175
14	1:50.467	23.738	139	53.001	166	33.728	174
7	Pascal Wehrlein , Formel ADAC / GER						
1	1:49.631		139	52.370	166	32.723	177
2	1:47.916	23.303	140	52.048	167	32.565	177
3	1:48.359	23.471	140	51.697	169	33.191	177
4	1:47.828	23.608	140	51.790	167	32.430	177
5	1:46.895	23.135	140	51.578	167	32.182	177
6	1:46.791 #	23.140	140	51.338	167	32.313	177
7	1:47.336	23.285	140	51.624	168	32.427	175
8	1:48.409	23.399	140	51.765	167		
9	4:08.474	2:43.412	140	51.703	168	33.359	175
10	1:48.067	24.052	139	51.541	167	32.474	177
11	1:46.938	23.268	140	51.371	168	32.299	178
12	1:47.133	23.204	138	51.659	168	32.270	178
13	1:47.042	23.285	140	51.546	166	32.211	178

Formel 3 Test Session Hockenheim

ADAC Formel Masters

Hockenheim, Länge 4574 m

Sektorzeiten Test 4

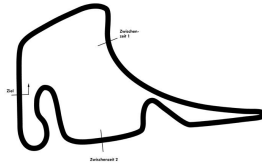


DMSB-Reg.Nr.

Rd.	Rundenzeit	Sektor 1 Zeit km/h	Sektor 2 Zeit km/h	Sektor 3 Zeit km/h
9	Richie Stanaway , Formel ADAC / NZL			
1	1:47.851	134	51.663 167	32.613 177
2	1:47.406 #	23.335 137	51.180 170	32.891 178
3	2:02.616	23.122 139	53.198 162	
4	6:50.014	5:24.337 134	52.089 167	33.588 152
5	1:54.467	24.318 135	52.310 168	37.839 153
6	1:50.361	25.255 139	51.743 168	33.363 175
7	1:47.982	23.573 138	51.584 168	32.825 176
8	1:47.746	23.288 136	51.680 167	32.778 177
9	1:53.704	23.433 137	53.128 155	
10	William Vermont , Formel ADAC / FRA			
1	1:47.914	140	52.018 167	32.408 176
2	1:47.372	23.233 140	51.684 167	32.455 176
3	1:47.230	23.168 140	51.699 167	32.363 176
4	1:47.192	23.175 140	51.736 167	32.281 176
5	1:46.699 #	23.094 140	51.443 167	32.162 176
6	1:47.202	23.141 141	51.789 167	32.272 177
7	1:47.011	23.008 141	51.618 167	32.385 176
8	1:48.666	23.068 137	51.557 167	
9	4:03.917	2:37.946 138	53.343 166	32.628 177
10	1:47.191	23.192 140	51.777 166	32.222 177
11	1:46.782	22.983 140	51.537 167	32.262 178
12	1:46.730	23.009 141	51.537 167	32.184 177
13	1:47.985	22.981 140	51.775 166	
11	Mario Farnbacher , Formel ADAC / GER			
1	1:47.272	140	51.750 167	32.308 176
2	1:47.010	23.135 140	51.583 168	32.292 178
3	1:47.466	23.087 141	51.451 169	32.928 177
4	1:47.084	23.112 140	51.649 167	32.323 177
5	1:47.080	23.279 140	51.496 167	32.305 176
6	1:46.927	23.180 140	51.465 167	32.282 176
7	1:49.147	23.237 139	51.539 168	
8	4:20.873	2:56.486 140	51.890 166	32.497 176
9	1:47.185	23.244 140	51.678 168	32.263 176
10	1:46.845 #	23.059 140	51.454 167	32.332 178
11	1:47.320	23.183 140	51.551 167	32.586 177
12	1:53.381	23.573 139	51.608 167	
12	Maximilian Mayer , Formel ADAC / GER			
1	1:50.021	137	52.294 165	33.414 173

Formel 3 Test Session Hockenheim

ADAC Formel Masters
Hockenheim, Länge 4574 m
Sektorzeiten Test 4



DMSB-Reg.Nr.

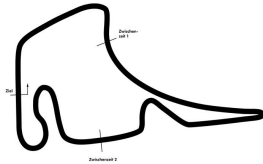
Rd.	Rundenzeit	Sektor 1		Sektor 2		Sektor 3	
		Zeit	km/h	Zeit	km/h	Zeit	km/h
2	1:50.183	23.892	138	52.911	167	33.380	174
3	1:48.721	23.696	139	51.741	167	33.284	175
4	1:48.768	23.805	138	51.829	167	33.134	173
5	2:04.229	36.272	130	53.307	167		
6	7:14.696	5:48.653	134	52.468	166	33.575	174
7	1:49.053	23.907	138	52.007	166	33.139	174
8	1:48.997	23.597	136	52.169	166	33.231	174
9	1:48.433 #	23.514	136	51.826	166	33.093	176
10	1:48.726	23.739	139	51.807	167	33.180	176
11	1:50.850	23.651	135	51.604	166		
13	Toni Koitsch , Formel ADAC / GER						
1	1:51.598		139	52.910	165	34.077	171
2	1:50.355	24.085	138	52.472	165	33.798	171
3	1:51.586	23.904	137	52.457	166	35.225	170
4	1:50.490	23.988	137	52.596	166	33.906	171
5	1:50.701	24.187	137	52.547	166	33.967	171
6	1:50.254	24.210	138	52.475	166	33.569	172
7	1:50.175	23.951	134	52.516	165	33.708	171
8	1:50.675	24.209	137	52.761	165	33.705	172
9	1:49.918 #	24.071	137	52.215	165	33.632	171
10	1:50.603	23.993	138	52.940	167	33.670	173
11	1:50.342	23.729	139	51.935	166	34.678	167
12	1:53.531	24.197	138	52.500	165		
14	Ferdinand Gabor , Formel ADAC / GER						
1	1:52.356		139	53.020	166	34.481	172
2	1:52.088	24.349	133	53.019	156	34.720	173
3	1:52.465	24.235	139	52.689	165	35.541	171
4	1:51.744	24.527	139	52.705	166	34.512	173
5	1:51.510	23.889	140	53.575	167	34.046	173
6	1:55.085	24.025	139	52.404	166	38.656	154
7	1:53.130	26.272	135	52.557	167	34.301	174
8	1:51.523	24.129	134	52.896	166	34.498	173
9	1:50.909	24.175	139	52.570	166	34.164	175
10	1:50.971	24.034	139	52.735	166	34.202	175
11	1:50.781	24.043	138	52.654	166	34.084	172
12	1:50.518 #	24.124	139	52.418	167	33.976	175
13	1:55.254	23.538	139	53.590	164		
18	Lucas Wolf , Formel ADAC / GER						
1	1:50.579		140	52.582	166	33.279	175

Formel 3 Test Session Hockenheim

ADAC Formel Masters

Hockenheim, Länge 4574 m

Sektorzeiten Test 4



DMSB-Reg.Nr.

Rd.	Rundenzeit	Sektor 1		Sektor 2		Sektor 3	
		Zeit	km/h	Zeit	km/h	Zeit	km/h
2	1:49.241	23.951	140	52.268	167	33.022	177
3	1:49.199	23.832	141	52.089	167	33.278	175
4	1:48.976	23.842	139	51.890	167	33.244	175
5	1:48.559	23.961	137	51.780	168	32.818	176
6	1:48.627	23.780	136	51.921	167	32.926	176
7	1:48.398 #	23.801	141	51.792	168	32.805	175
8	1:52.344	23.714	139	52.004	167		
9	3:49.354	2:23.233	134	52.586	166	33.535	175
10	1:48.920	24.167	140	51.872	167	32.881	176
11	1:48.552	23.907	137	51.873	166	32.772	177
12	1:48.853	23.774	140	51.898	167	33.181	175
13	1:58.063	24.220	140	53.530	161		
21	Joni Wiman , Formel ADAC / FIN						
1	7:32.458		139	5:26.986			
22	Sven Müller , Formel ADAC / GER						
1	1:51.363		138	52.913	165	33.111	175
2	1:48.908	23.581	138	52.122	167	33.205	175
3	1:47.845	23.087	139	52.059	166	32.699	177
4	1:47.859	23.244	139	51.850	167	32.765	175
5	1:47.285	22.995	139	51.742	167	32.548	176
6	1:47.022 #	22.939	140	51.558	167	32.525	177
7	1:47.627	22.801	139	51.508	167	33.318	173
8	1:47.671	23.134	139	51.935	166	32.602	175
9	1:47.290	22.938	140	51.835	166	32.517	176
10	1:49.867	22.924	138	52.150	165		
11	4:21.754	2:56.176	138	52.693	166	32.885	176
12	1:48.552	23.724	139	52.181	166	32.647	177
13	1:49.421	23.421	139	51.972	166		
24	Andrina Gugger , Formel ADAC / SUI						
1	1:50.670		140	52.417	166	33.553	174
2	1:50.250 #	24.427	140	52.315	167	33.508	175
3	1:57.048	23.691	140	52.404	146		
4	8:17.704	6:48.898	135	53.828	163	34.978	169
5	1:50.537	24.933	140	52.408	167	33.196	176
6	1:54.679	23.642	140	51.896	155		

2. Großer Preis von Weingarten

Hockenheimring GP-Kurs, Länge: 4574 m.

28. - 30. Mai 2010

DMSB -Reg. Nr.:15/2010
Deutscher Motor Sport Bund e.V.



ADAC Formel Masters Ergebnis Freies Training

Pl.	Nr.	Kl.	Bewerber Fahrer, Ort	Fahrzeug Sponsorcard	Rd.	Bestzeit	Rückstand	Schnitt
1	3		Neuhauser Racing Gerhard Tweraser, AUT	Formel ADAC	15	1:47.381		153.346
2	2		Neuhauser Racing Dominik Baumann, AUT	Formel ADAC	15	1:47.639	00.258	152.978
3	12		Team KUG supported by TNB Maximilian Mayer, GER	Formel ADAC	15	1:47.665	00.284	152.941
4	11		Team ma-con Motorsport Mario Farnbacher, GER	Formel ADAC	13	1:47.830	00.449	152.707
5	7		ADAC Berlin Brandenburg e.V. Pascal Wehrlein, GER	Formel ADAC	14	1:47.876	00.495	152.642
6	5		Team KUG supported by TNB Patrick Schraner, GER	Formel ADAC	13	1:47.877	00.496	152.641
7	22		Eifelland Racing Sven Müller, GER	Formel ADAC	14	1:48.108	00.727	152.314
8	6		Team KUG supported by TNB Maximilian Buhk, GER	Formel ADAC	15	1:48.600	01.219	151.624
9	10		Team ma-con Motorsport William Vermont, FRA	Formel ADAC	13	1:48.631	01.250	151.581
10	21		Eifelland Racing Joni Wiman, FIN	Formel ADAC	13	1:48.635	01.254	151.575
11	9		Team ma-con Motorsport Richie Stanaway, NZL	Formel ADAC	9	1:48.678	01.297	151.515
12	24		ADAC Berlin Brandenburg e.V. Andrina Gugger, SUI	Formel ADAC	7	1:48.680	01.299	151.513
13	4		Team KUG supported by TNB Janick Aeschlimann, SUI	Formel ADAC	12	1:49.026	01.645	151.032
14	14		Ferdinand Gabor, GER	Formel ADAC	12	1:50.079	02.698	149.587
15	13		Toni Koitsch, GER	Formel ADAC	12	1:50.222	02.841	149.393

Vorbehaltlich der technischen Überprüfung !

Aushanazeit: 28.05.2010

-Rennleiter:

-Zeitnahme: