

# Formel ADAC

## Result List Rennen 3



Provisional

Reg. Nr.: KNAF 0301.12.116

Sunday 6.5.2012 14:05

**ADAC Masters  
Weekend**

Circuit Park Zandvoort, Length: 4307 m

Air temperature: 11.6°C

Track temperature: 15.7°C

Weather condition: Dry

started : 17

classified : 16

not classified : 1

	Sponsor	Drivers	Team (Nat) Car	Laps	Total Time	Gap	Kph	Lap	Time	Kph
1	5	<b>Lotus</b> B.Visser(NED)	<b>Lotus(GER)</b> Formel ADAC powered by Volkswagen	15	<b>26:21.343</b>		147.1	7	1:44.025	149.1
2	14	<b>Neuhauser Racing</b> G.Malja(SWE)	<b>Neuhauser Racing(AUT)</b> Formel ADAC powered by Volkswagen	15	<b>26:25.301</b>	3.958	146.7	10	1:43.280	150.1
3	3	<b>Lotus</b> M.Kirchhöfer(GER)	<b>Lotus(GER)</b> Formel ADAC powered by Volkswagen	15	<b>26:28.653</b>	7.310	146.4	8	1:44.174	148.8
4	7	<b>Lotus</b> J.Schmidt(SUI)	<b>Lotus(GER)</b> Formel ADAC powered by Volkswagen	15	<b>26:33.397</b>	12.054	146.0	8	1:44.271	148.7
5	8	<b>Mücke-Motorsport</b> R.Nissany(ISR)	<b>Mücke-Motorsport(GER)</b> Formel ADAC powered by Volkswagen	15	<b>26:33.830</b>	12.487	145.9	8	1:44.288	148.7
6	10	<b>Mücke-Motorsport</b> L.Caspari(GER)	<b>Mücke-Motorsport(GER)</b> Formel ADAC powered by Volkswagen	15	<b>26:36.547</b>	15.204	145.7	9	1:44.155	148.9
7	21	<b>G&amp;J /Schiller Motorsport</b> A.Picariello(BEL)	<b>G&amp;J /Schiller Motorsport(GER)</b> Formel ADAC powered by Volkswagen	15	<b>26:38.428</b>	17.085	145.5	6	1:44.793	148.0
8	6	<b>Lotus</b> I.Dontje(NED)	<b>Lotus(GER)</b> Formel ADAC powered by Volkswagen	15	<b>26:39.216</b>	17.873	145.4	8	1:44.745	148.0
9	12	<b>Mücke-Motorsport</b> J.Kremer(GER)	<b>Mücke-Motorsport(GER)</b> Formel ADAC powered by Volkswagen	15	<b>26:39.219</b>	17.876	145.4	8	1:44.488	148.4
10	9	<b>Mücke-Motorsport</b> F.Herzog(GER)	<b>Mücke-Motorsport(GER)</b> Formel ADAC powered by Volkswagen	15	<b>26:40.758</b>	19.415	145.3	6	1:45.018	147.6
11	17	<b>Team KUG Motorsport</b> N.Pohler(GER)	<b>Team KUG Motorsport(GER)</b> Formel ADAC powered by Volkswagen	15	<b>26:45.710</b>	24.367	144.8	6	1:44.720	148.1
12	18	<b>ADAC Westfalen Team Sport</b> K.Giersiepen(GER)	<b>KSW-Motorsport(GER)</b> Formel ADAC powered by Volkswagen	15	<b>26:56.986</b>	35.643	143.8	4	1:46.350	145.8
13	20	<b>HS Engineering</b> F.Wieland(GER)	<b>HS Engineering(AUT)</b> Formel ADAC powered by Volkswagen	15	<b>27:04.201</b>	42.858	143.2	10	1:46.642	145.4
14	19	<b>G&amp;J /Schiller Motorsport</b> S.Balthasar(GER)	<b>G&amp;J /Schiller Motorsport(GER)</b> Formel ADAC powered by Volkswagen	15	<b>27:04.356</b>	43.013	143.2	12	1:44.785	148.0
15	2	<b>Lotus</b> K.Dalewski(POL)	<b>Lotus(GER)</b> Formel ADAC powered by Volkswagen	14	<b>24:47.333</b>	1 LAP	145.9	7	1:44.432	148.5
16	11	<b>ADAC Berlin-Brandenburg e.V.</b> H.Grapp(GER)	<b>Mücke-Motorsport(GER)</b> Formel ADAC powered by Volkswagen	13	<b>24:52.813</b>	2LAPS	135.0	6	1:44.354	148.6
<b>not classified</b>										
	15	<b>Neuhauser Racing</b> T.Jäger(AUT)	<b>Neuhauser Racing(AUT)</b> Formel ADAC powered by Volkswagen	1	<b>1:55.677</b>	14LAPS	134.0	1	1:50.899	139.8

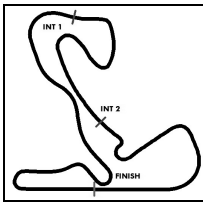
*Fastest lap of the race. Car 14 driver on lap 10. Time 1:43.280, average speed 150.1 km/h.*

**Subject to final scrutineering!**

Publications Time:

Race Director:

Time Keeping:



# Formel ADAC

## Lap chart Rennen 3

Provisional

**ADAC Masters  
Weekend**

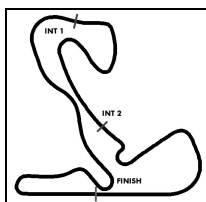


Circuit Park Zandvoort, Length: 4307 m

Sunday 6.5.2012 14:05

POS	1	2	3	4	5	6	7	8	9	10	11	12	13	14	15	16	17	18
LAP 1	11	5	21	15	2	12	6	3	9	7	8	14	19	17	10	18	20	
LAP 2	11	5	21	12	2	3	6	7	9	8	14	19	10	17	18	20		
LAP 3	11	5	21	12	2	3	6	7	14	9	8	19	10	17	18	20		
LAP 4	11	5	21	12	2	3	7	6	14	8	9	19	10	17	18	20		
LAP 5	5	11	21	12	2	3	7	14	6	8	9	10	17	19	18	20		
LAP 6	5	11	21	2	12	14	3	7	6	8	9	10	17	19	18	20		
LAP 7	5	11	21	2	14	12	3	7	6	8	10	9	17	19	18	20		
LAP 8	5	11	21	2	14	3	12	7	6	8	10	9	17	19	18	20		
LAP 9	5	11	2	21	14	3	12	7	6	8	10	9	17	18	20	19		
LAP 10	5	11	14	2	12	3	21	7	8	10	6	17	9	18	20	19		
LAP 11	5	11	14	2	3	7	21	8	10	6	12	17	9	18	20	19		
LAP 12	5	14	11	2	3	7	8	21	10	6	12	9	17	18	20	19		
LAP 13	5	14	3	2	7	8	21	10	6	12	9	17	18	20	19	.11'		
LAP 14	5	14	3	2	7	8	10	21	6	12	9	17	18	20	19			
LAP 15	5	14	3	7	8	10	21	6	12	9	17	18	20	19				

. - PIT STOP ' - LAP BEHIND



# Formel ADAC

## Lap analysis Rennen 3



Provisional

Reg. Nr.: KNAF 0301.12.116

Sunday 6.5.2012 14:05

Circuit Park Zandvoort, Length: 4307 m

Air temperature: 11.7°C

Track temperature: 15.8°C

Weather condition: Dry

**ADAC Masters  
Weekend**

Lap	Time	SE1	SP1	SE2	SP2	SE3	SP3	TSP	Lap	Time	SE1	SP1	SE2	SP2	SE3	SP3	TSP
<b>2</b>	Kuba Dalewski, POL/ ,								<b>theoretical besttime: 1:44.273</b>								
1	1:50.171	50.836	182	27.398	186	31.937		153	8	1:44.774	46.543	187	27.141	186	31.090	207	
2	1:46.473	48.243	184	27.166	186	31.064		202	9	1:45.276	46.959	185	27.226	185	31.091	207	
3	1:46.304	47.368	185	27.662	186	31.274		207	10	1:44.826	46.864	186	27.017	185	30.945	207	
4	1:44.677	46.530	<b>188</b>	27.087	<b>189</b>	31.060		207	11	1:44.591	<b>46.476</b>	187	27.082	183	31.033	206	
5	1:45.264	47.197	184	27.114	188	30.953		<b>209</b>	12	1:44.781	46.607	187	27.209	185	30.965	205	
6	1:44.700	46.861	186	<b>26.908</b>	186	30.931		208	13	1:50.118	51.150	181	27.686	184	31.282	206	
7	<b>1:44.432</b>	46.614	187	26.929	187	<b>30.889</b>		206	14	1:45.415	46.818	185	27.294	184	31.303	206	

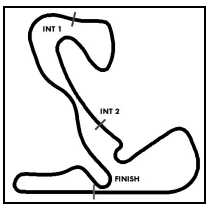
<b>3</b>	Marvin Kirchhöfer, GER/ ,								<b>theoretical besttime: 1:44.084</b>							
1	1:50.813	51.674	179	27.471	190	31.668		153	9	1:44.775	46.429	184	27.009	190	31.337	208
2	1:45.695	47.692	182	27.155	188	30.848		210	10	1:46.324	47.004	184	27.141	187	32.179	209
3	1:46.178	47.451	182	27.315	177	31.412		211	11	1:45.496	47.255	184	27.081	187	31.160	205
4	1:44.739	46.656	185	26.996	190	31.087		211	12	1:44.363	<b>46.393</b>	185	27.015	186	30.955	205
5	1:45.270	47.148	181	27.066	191	31.056		211	13	1:45.057	47.083	<b>186</b>	26.956	187	31.018	207
6	1:46.059	47.110	184	27.960	188	30.989		210	14	1:44.602	46.457	184	27.099	187	31.046	206
7	1:44.563	46.687	179	27.044	189	<b>30.832</b>		208	15	1:44.465	46.484	185	27.054	187	30.927	205
8	<b>1:44.174</b>	46.408	186	<b>26.859</b>	<b>191</b>	30.907		<b>212</b>								

<b>5</b>	Beitske Visser, NED/ ,								<b>theoretical besttime: 1:43.934</b>							
1	1:49.875	51.234	179	27.290	184	31.351		151	9	1:44.396	46.553	184	26.781	186	31.062	202
2	1:44.569	46.866	184	26.787	186	30.916		203	10	1:44.721	46.698	183	26.964	185	31.059	203
3	1:45.135	47.438	182	26.823	187	<b>30.874</b>		207	11	1:44.906	46.771	183	26.976	186	31.159	202
4	1:45.367	47.602	<b>186</b>	26.819	<b>188</b>	30.946		<b>205</b>	12	1:44.931	46.751	184	26.965	186	31.215	202
5	1:44.519	46.941	183	26.667	186	30.911		203	13	1:44.978	46.798	183	27.015	186	31.165	202
6	1:44.107	46.528	185	26.677	186	30.902		202	14	1:45.427	47.027	182	27.126	186	31.274	203
7	<b>1:44.025</b>	46.462	184	<b>26.624</b>	187	30.939		203	15	1:46.086	47.209	180	27.194	185	31.683	203
8	1:44.217	<b>46.436</b>	184	26.774	186	31.007		202								

<b>6</b>	Indy Dontje, NED/ ,								<b>theoretical besttime: 1:44.651</b>							
1	1:51.197	51.763	179	27.619	185	31.815		158	9	1:45.112	46.703	183	27.151	185	31.258	205
2	1:46.734	48.480	180	27.162	185	<b>31.092</b>		203	10	1:47.086	46.846	182	28.381	186	31.859	207
3	1:45.961	47.229	182	27.399	185	31.333		205	11	1:46.066	47.080	181	27.524	186	31.462	205
4	1:45.948	47.247	<b>184</b>	27.354	186	31.347		207	12	1:45.950	47.032	181	27.436	186	31.482	206
5	1:45.096	46.886	182	27.078	186	31.132			13	1:46.349	47.289	180	27.525	185	31.535	
6	1:45.431	<b>46.598</b>	184	27.581	<b>187</b>	31.252		204	14	1:46.720	47.528	179	27.594	185	31.598	206
7	1:44.915	46.614	183	27.127	186	31.174		<b>207</b>	15	1:46.586	47.315	181	27.482	185	31.789	206
8	<b>1:44.745</b>	46.604	183	<b>26.961</b>	186	31.180		206								

<b>7</b>	Jeffrey Schmidt, SUI/ ,								<b>theoretical besttime: 1:44.028</b>							
1	1:50.650	50.982	177	27.583	187	32.085		166	9	1:44.911	46.698	185	27.136	188	31.077	207
2	1:46.587	48.069	179	27.435	184	31.083		204	10	1:45.803	47.030	183	27.097	188	31.676	208
3	1:45.202	47.491	185	<b>26.826</b>	186	30.885		207	11	1:46.765	47.967	182	27.123	184	31.675	202
4	1:45.076	46.672	184	27.360	187	31.044		<b>212</b>	12	1:44.454	46.503	185	26.944	186	31.007	206
5	1:44.632	46.715	183	26.975	189	30.942			13	1:46.273	47.171	179	27.574	187	31.528	207
6	1:46.007	47.236	184	27.801	188	30.970		206	14	1:45.299	46.849	183	27.121	186	31.329	208
7	1:44.659	46.556	181	27.246	188	<b>30.857</b>		210	15	1:45.840	47.440	174	27.196	185	31.204	210
8	<b>1:44.271</b>	<b>46.345</b>	<b>185</b>	26.944	<b>189</b>	30.982		210								

<b>8</b>	Roy Nissany, ISR/ ,								<b>theoretical besttime: 1:44.245</b>							
1	1:51.251	51.487	180	27.926	186	31.838		167	9	1:44.597	<b>46.515</b>	184	26.999	187	31.083	207
2	1:47.292	48.188	181	27.464	187	31.640		209	10	1:45.574	46.612	<b>185</b>	27.574	186	31.388	<b>212</b>
3	1:46.968	47.618	184	27.660	184	31.690		204	11	1:45.499	46.982	183	27.089	<b>187</b>	31.428	208
4	1:45.866	47.393	184	27.279	186	31.194		207	12	1:45.718	47.217	183	27.504	185	30.997	207
5	1:44.757	46.826	183	26.843	185	31.088		205	13	1:44.993	46.848	185	27.075	186	31.070	207
6	1:44.625	46.589	184	26.974	185	31.062		205	14	1:45.351	46.672	184	27.293	186	31.386	210
7	1:44.515	46.641	184	26.883	186	30.991		206	15	1:45.718	47.100	177	27.472	186	31.146	209
8	<b>1:44.288</b>	46.558	184	<b>26.763</b>	186	<b>30.967</b>		206								



# Formel ADAC

## Lap analysis Rennen 3



Provisional

Reg. Nr.: KNAF 0301.12.116

Sunday 6.5.2012 14:05

Circuit Park Zandvoort, Length: 4307 m  
 Air temperature: 11.7°C  
 Track temperature: 15.8°C  
 Weather condition: Dry

**ADAC Masters  
Weekend**

Lap	Time	SE1	SP1	SE2	SP2	SE3	SP3	TSP	Lap	Time	SE1	SP1	SE2	SP2	SE3	SP3	TSP
<b>9 Florian Herzog, GER/ , theoretical besttime: 1:44.843</b>																	
1	1:51.442	51.235	182	27.737	186	32.470		162	9	1:46.061	47.711	182	<b>26.972</b>	185	31.378		206
2	1:47.451	47.974	180	27.888	185	31.589		205	10	1:46.447	46.713	183	27.210	184	32.524		206
3	1:47.277	47.444	180	28.237	182	31.596		206	11	1:46.402	47.762	182	27.289	187	31.351		201
4	1:46.638	47.283	182	27.718	<b>187</b>	31.637		203	12	1:45.234	46.952	182	27.056	185	31.226		204
5	1:45.177	46.811	182	27.171	186	<b>31.195</b>		207	13	1:46.018	47.515	184	27.115	186	31.388		207
6	<b>1:45.018</b>	<b>46.676</b>	184	27.116	185	31.226		206	14	1:45.273	46.780	183	27.135	186	31.358		<b>208</b>
7	1:45.659	47.032	184	27.222	186	31.405		206	15	1:45.289	46.781	182	27.102	186	31.406		207
8	1:45.295	46.749	<b>185</b>	27.092	186	31.454		206									

<b>10 Luca Caspari, GER/ , theoretical besttime: 1:43.890</b>																	
1	1:52.542	51.634	177	28.244	183	32.664		171	9	<b>1:44.155</b>	46.516	<b>186</b>	26.665	187	<b>30.974</b>		208
2	1:46.740	47.311	182	27.499	179	31.930		208	10	1:44.836	<b>46.269</b>	186	27.205	188	31.362		210
3	1:46.689	47.433	185	27.361	187	31.895		207	11	1:45.643	47.058	185	27.074	<b>190</b>	31.511		206
4	1:46.146	47.200	184	27.389	189	31.557		206	12	1:46.393	47.340	184	27.722	186	31.331		210
5	1:45.445	46.931	185	27.443	185	31.071		<b>211</b>	13	1:46.672	47.399	185	27.469	187	31.804		207
6	1:44.239	46.493	186	26.678	188	31.068		207	14	1:45.844	47.617	183	27.052	185	31.175		206
7	1:44.317	46.444	186	<b>26.647</b>	187	31.226		208	15	1:45.291	46.896	183	26.993	185	31.402		205
8	1:44.249	46.548	184	26.687	187	31.014		206									

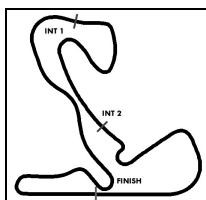
<b>11 Hendrik Grapp, GER/ , theoretical besttime: 1:44.343</b>																	
1	1:48.606	50.193	182	26.886	182	31.527		152	8	1:45.291	46.918	183	26.913	185	31.460		203
2	1:45.303	47.296	181	26.837	181	31.170		198	9	1:45.111	46.797	182	26.933	184	31.381		202
3	1:45.416	47.571	181	26.752	182	31.093		199	10	1:45.364	46.855	182	27.036	184	31.473		202
4	1:45.434	47.512	182	26.757	183	31.165		198	11	1:45.437	46.934	183	27.010	184	31.493		201
5	1:45.538	47.428	<b>183</b>	26.864	185	31.246		200	12	1:46.690	47.113	180	27.925	<b>185</b>	31.652		200
6	<b>1:44.354</b>	46.680	183	<b>26.652</b>	184	<b>31.022</b>		203	13	3:41.226	1:24.159	96	49.285	77	1:27.782		202
7	1:44.800	<b>46.669</b>	182	26.919	185	31.212		<b>204</b>									

<b>12 Jason Kremer, GER/ , theoretical besttime: 1:44.395</b>																	
1	1:50.069	50.995	181	27.340	186	31.734		161	9	1:45.367	46.871	184	27.216	186	31.280		205
2	1:45.956	47.576	178	27.139	185	31.241		201	10	1:45.714	46.677	184	27.218	<b>188</b>	31.819		<b>210</b>
3	1:46.114	47.628	180	27.332	184	31.154		205	11	1:53.057	46.963	183	34.760	186	31.334		204
4	1:44.786	46.859	184	26.863	186	<b>31.064</b>		204	12	1:45.293	46.987	182	27.082	184	31.224		205
5	1:45.602	47.470	180	26.955	184	31.177		207	13	1:46.155	48.100	182	26.930	185	31.125		205
6	1:45.754	47.332	184	27.106	185	31.316		201	14	1:45.003	46.815	182	26.935	186	31.253		205
7	1:44.999	47.059	183	26.862	187	31.078		202	15	1:45.056	46.712	181	27.056	188	31.288		207
8	<b>1:44.488</b>	<b>46.525</b>	<b>184</b>	<b>26.806</b>	186	31.157		206									

<b>14 Gustav Malja, SWE/ , theoretical besttime: 1:43.055</b>																	
1	1:51.397	51.363	172	28.056	177	31.978		164	9	1:45.216	46.961	185	27.358	187	30.897		212
2	1:46.590	47.649	180	27.613	187	31.328		207	10	<b>1:43.280</b>	<b>45.813</b>	187	<b>26.531</b>	186	30.936		210
3	1:45.229	47.175	184	27.070	185	30.984		210	11	1:44.111	46.449	186	26.697	187	30.965		206
4	1:44.631	46.423	187	26.893	186	31.315		207	12	1:45.511	47.051	184	27.308	184	31.152		207
5	1:43.975	46.260	185	26.973	188	30.742			13	1:44.719	46.657	183	26.851	184	31.211		204
6	1:44.893	46.770	182	26.895	189	31.228		<b>213</b>	14	1:44.674	46.793	182	26.764	185	31.117		204
7	1:43.857	46.520	185	26.626	187	<b>30.711</b>		204	15	1:45.280	46.891	183	26.998	184	31.391		203
8	1:44.545	46.455	<b>187</b>	26.951	<b>189</b>	31.139		210									

<b>15 Thomas Jäger, AUT/ , theoretical besttime: 1:50.899</b>																	
1	<b>1:50.899</b>	<b>51.296</b>	<b>180</b>	<b>27.305</b>	<b>186</b>	<b>32.298</b>		149									

<b>17 Nicolas Pohler, GER/ , theoretical besttime: 1:44.720</b>																	
1	1:52.176	51.573	179	28.265	184	32.338		160	9	1:46.411	47.809	185	27.321	184	31.281		205
2	1:47.359	48.196	180	27.433	183	31.730		204	10	1:45.880	46.768	184	27.234	184	31.878		207
3	1:46.536	47.342	184	27.250	185	31.944		206	11	1:46.536	47.624	180	27.181	184	31.731		202
4	1:46.125	47.406	184	27.489	184	31.230		207	12	1:46.252	47.175	183	27.389	184	31.688		200
5	1:45.662	47.005	184	27.416	184	31.241		<b>208</b>	13	1:46.775	47.690	181	27.413	183	31.672		204
6	<b>1:44.720</b>	<b>46.707</b>	<b>185</b>	<b>26.895</b>	184	<b>31.118</b>		206	14	1:46.294	47.073	182	27.447	182	31.774		203



# Formel ADAC

## Lap analysis Rennen 3



Provisional

Reg. Nr.: KNAF 0301.12.116

Sunday 6.5.2012 14:05

Circuit Park Zandvoort, Length: 4307 m

Air temperature: 11.7°C

Track temperature: 15.8°C

Weather condition: Dry

**ADAC Masters  
Weekend**

Lap	Time	SE1	SP1	SE2	SP2	SE3	SP3	TSP	Lap	Time	SE1	SP1	SE2	SP2	SE3	SP3	TSP
7	1:45.106	46.809	183	26.989	184	31.308		205	15	1:47.448	47.499	172	28.034	181	31.915		201
8	1:44.794	46.721	185	26.933	<b>185</b>	31.140		206									

**18** Kim Alexander Giersiepen, GER/ ,

**theoretical besttime: 1:46.294**

1	1:52.154	51.621	176	28.262	178	32.271		168	9	1:46.664	47.755	181	27.214	180	31.695		199
2	1:48.005	48.304	179	27.689	182	32.012		<b>207</b>	10	1:46.888	47.891	181	27.253	180	31.744		199
3	1:46.862	47.815	180	27.381	180	31.666		203	11	1:46.556	47.699	180	27.250	180	<b>31.607</b>		199
4	<b>1:46.350</b>	<b>47.537</b>	180	<b>27.150</b>	<b>182</b>	31.663		203	12	1:46.978	47.651	181	27.213	180	32.114		200
5	1:46.746	47.641	181	27.378	181	31.727		201	13	1:47.528	48.255	176	27.514	180	31.759		199
6	1:46.521	47.629	<b>182</b>	27.225	181	31.667		200	14	1:46.987	47.646	181	27.413	181	31.928		198
7	1:46.631	47.617	180	27.285	181	31.729		200	15	1:47.243	48.003	178	27.439	180	31.801		198
8	1:46.916	48.023	180	27.197	181	31.696		200									

**19** Sebastian Balthasar, GER/ ,

**theoretical besttime: 1:44.510**

1	1:52.225	52.038	176	28.077	181	32.110		156	9	2:08.388	1:09.120	181	27.861	179	31.407		206
2	1:47.751	47.978	179	27.755	182	32.018		205	10	1:45.305	46.939	183	26.872	183	31.494		203
3	1:46.726	47.365	180	27.250	185	32.111		204	11	1:45.025	46.843	183	26.941	183	31.241		201
4	1:45.941	47.105	181	27.307	<b>187</b>	31.529		204	12	<b>1:44.785</b>	46.849	183	<b>26.789</b>	183	<b>31.147</b>		202
5	1:46.838	46.933	182	28.347	185	31.558		<b>209</b>	13	1:47.515	47.826	172	27.525	183	32.164		200
6	1:45.464	46.716	184	27.190	185	31.558		207	14	1:45.504	47.325	183	26.994	184	31.185		200
7	1:44.898	<b>46.574</b>	<b>185</b>	27.025	185	31.299		205	15	1:46.361	47.099	181	27.630	185	31.632		203
8	1:45.044	46.661	184	26.850	186	31.533		206									

**20** Felix Wieland, GER/ ,

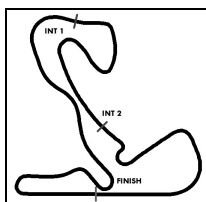
**theoretical besttime: 1:46.247**

1	1:52.922	52.586	174	28.241	183	32.095		156	9	1:47.389	48.141	179	27.635	183	31.613		203
2	1:47.692	48.306	178	27.581	184	31.805		205	10	<b>1:46.642</b>	<b>47.550</b>	180	<b>27.259</b>	185	31.833		204
3	1:47.334	48.250	178	27.402	184	31.682		208	11	1:46.829	47.718	179	27.475	183	31.636		202
4	1:47.547	48.002	178	27.740	184	31.805		<b>205</b>	12	1:47.351	47.603	<b>181</b>	27.886	183	31.862		204
5	1:47.258	48.049	177	27.421	183	31.788		203	13	1:47.728	48.367	177	27.519	184	31.842		203
6	1:46.713	47.668	180	27.442	185	31.603		203	14	1:46.976	47.599	180	27.541	182	31.836		203
7	1:46.939	47.846	179	27.388	<b>186</b>	31.705		203	15	1:49.755	49.517	163	28.290	182	31.948		204
8	1:46.760	47.993	179	27.329	183	<b>31.438</b>		202									

**21** Alessio Picariello, BEL/ ,

**theoretical besttime: 1:44.651**

1	1:50.727	50.825	180	27.544	182	32.358		155	9	1:45.759	47.215	181	27.065	182	31.479		201
2	1:46.137	47.708	181	27.035	181	31.394		199	10	1:47.027	47.435	182	27.262	182	32.330		205
3	1:45.659	47.420	183	27.005	181	31.234		199	11	1:47.260	47.734	183	27.476	183	32.050		200
4	1:45.031	47.004	183	<b>26.790</b>	183	31.237		199	12	1:46.636	47.125	183	27.977	<b>185</b>	31.534		<b>205</b>
5	1:44.969	47.049	184	26.820	182	<b>31.100</b>		199	13	1:46.776	47.350	183	27.612	181	31.814		202
6	<b>1:44.793</b>	<b>46.761</b>	<b>184</b>	26.873	182	31.159		201	14	1:46.945	47.475	182	27.676	184	31.794		202
7	1:44.801	46.780	184	26.840	183	31.181		201	15	1:46.112	47.268	182	27.236	183	31.608		203
8	1:44.949	46.784	184	26.869	184	31.296		201									



# Formel ADAC

## Vmax list Rennen 3

Provisional

Reg. Nr.: KNAF 0301.12.116

Sunday 6.5.2012 14:05



**ADAC Masters  
Weekend**

Circuit Park Zandvoort, Length: 4307 m

Air temperature: 11.6°C

Track temperature: 15.7°C

Weather condition: Dry

Nr	Team, Car, Driver, Nat	Top speed
14	<b>Neuhauser Racing, Formel ADAC powerd by Volkswagen</b> Malja Gustav , SWE	212.89 km/h
8	<b>Mücke-Motorsport, Formel ADAC powerd by Volkswagen</b> Nissany Roy , ISR	211.76 km/h
3	<b>Lotus, Formel ADAC powerd by Volkswagen</b> Kirchhöfer Marvin , GER	211.72 km/h
7	<b>Lotus, Formel ADAC powerd by Volkswagen</b> Schmidt Jeffrey , SUI	211.56 km/h
10	<b>Mücke-Motorsport, Formel ADAC powerd by Volkswagen</b> Caspari Luca , GER	210.86 km/h
12	<b>Mücke-Motorsport, Formel ADAC powerd by Volkswagen</b> Kremer Jason , GER	210.28 km/h
19	<b>G&amp;J /Schiller Motorsport, Formel ADAC powerd by Volkswa</b> Balthasar Sebastian , GER	208.74 km/h
2	<b>Lotus, Formel ADAC powerd by Volkswagen</b> Dalewski Kuba , POL	208.70 km/h
17	<b>Team KUG Motorsport, Formel ADAC powerd by Volkswag</b> Pohler Nicolas , GER	208.13 km/h
9	<b>Mücke-Motorsport, Formel ADAC powerd by Volkswagen</b> Herzog Florian , GER	207.65 km/h
6	<b>Lotus, Formel ADAC powerd by Volkswagen</b> Dontje Indy , NED	207.37 km/h
18	<b>KSW-Motorsport, Formel ADAC powerd by Volkswagen</b> Giersiepen Kim Alexander , GER	207.21 km/h
20	<b>HS Engineering, Formel ADAC powerd by Volkswagen</b> Wieland Felix , GER	205.44 km/h
21	<b>G&amp;J /Schiller Motorsport, Formel ADAC powerd by Volkswa</b> Picariello Alessio , BEL	205.09 km/h
5	<b>Lotus, Formel ADAC powerd by Volkswagen</b> Visser Beitske , NED	204.70 km/h
11	<b>Mücke-Motorsport, Formel ADAC powerd by Volkswagen</b> Grapp Hendrik , GER	203.66 km/h
15	<b>Neuhauser Racing, Formel ADAC powerd by Volkswagen</b> Jäger Thomas , AUT	199.45 km/h