

# Formel ADAC

## Result List Rennen 2



Provisional

Reg. Nr.: KNAF 0301.12.116

Sunday 6.5.2012 09:40

**ADAC Masters  
Weekend**

Circuit Park Zandvoort, Length: 4307 m

Air temperature: 10.1°C

Track temperature: 10.9°C

Weather condition: Dry

started : 16

classified : 16

not classified : 0

	Sponsor	Drivers	Team (Nat)	Car	Laps	Total Time	Gap	Kph	Lap	Time	Kph
1	3	Lotus	Lotus(GER)	Formel ADAC powerd by Volkswagen	9	15:39.646		148.5	2	1:42.774	150.9
		M.Kirchhöfer(GER)									
2	12	Mücke-Motorsport	Mücke-Motorsport(GER)	Formel ADAC powerd by Volkswagen	9	15:46.889	7.243	147.4	3	1:43.901	149.2
		J.Kremer(GER)									
3	2	Lotus	Lotus(GER)	Formel ADAC powerd by Volkswagen	9	15:48.632	8.986	147.1	5	1:44.127	148.9
		K.Dalewski(POL)									
4	6	Lotus	Lotus(GER)	Formel ADAC powerd by Volkswagen	9	15:50.551	10.905	146.8	4	1:44.146	148.9
		I.Dontje(NED)									
5	21	G&J /Schiller Motorsport	G&J /Schiller Motorsport(GER)	Formel ADAC powerd by Volkswagen	9	15:53.765	14.119	146.3	3	1:43.733	149.5
		A.Picariello(BEL)									
6	15	Neuhauser Racing	Neuhauser Racing(AUT)	Formel ADAC powerd by Volkswagen	9	15:54.133	14.487	146.3	5	1:43.284	150.1
		T.Jäger(AUT)									
7	11	ADAC Berlin-Brandenburg e.V.	Mücke-Motorsport(GER)	Formel ADAC powerd by Volkswagen	9	15:55.268	15.622	146.1	3	1:43.508	149.8
		H.Grapp(GER)									
8	5	Lotus	Lotus(GER)	Formel ADAC powerd by Volkswagen	9	15:55.378	15.732	146.1	6	1:43.099	150.4
		B.Visser(NED)									
9	9	Mücke-Motorsport	Mücke-Motorsport(GER)	Formel ADAC powerd by Volkswagen	9	15:57.184	17.538	145.8	3	1:44.035	149.0
		F.Herzog(GER)									
10	19	G&J /Schiller Motorsport	G&J /Schiller Motorsport(GER)	Formel ADAC powerd by Volkswagen	9	15:57.851	18.205	145.7	5	1:44.408	148.5
		S.Balthasar(GER)									
11	8	Mücke-Motorsport	Mücke-Motorsport(GER)	Formel ADAC powerd by Volkswagen	9	15:58.020	18.374	145.7	9	1:44.076	149.0
		R.Nissany(ISR)									
12	7	Lotus	Lotus(GER)	Formel ADAC powerd by Volkswagen	9	15:59.706	20.060	145.4	6	1:43.921	149.2
		J.Schmidt(SUI)									
13	14	Neuhauser Racing	Neuhauser Racing(AUT)	Formel ADAC powerd by Volkswagen	9	15:59.857	20.211	145.4	9	1:43.952	149.2
		G.Malja(SWE)									
14	10	Mücke-Motorsport	Mücke-Motorsport(GER)	Formel ADAC powerd by Volkswagen	9	16:00.817	21.171	145.2	5	1:44.363	148.6
		L.Caspari(GER)									
15	17	Team KUG Motorsport	Team KUG Motorsport(GER)	Formel ADAC powerd by Volkswagen	9	16:02.221	22.575	145.0	5	1:44.245	148.7
		N.Pohler(GER)									
16	20	HS Engineering	HS Engineering(AUT)	Formel ADAC powerd by Volkswagen	9	16:29.619	49.973	141.0	9	1:47.746	143.9
		F.Wieland(GER)									

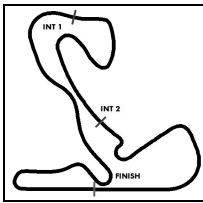
*Fastest lap of the race. Car 3 driver on lap 2. Time 1:42.774, average speed 150.9 km/h.*

**Subject to final scrutineering!**

Publications Time:

Race Director:

Time Keeping:



# Formel ADAC

## Lap chart Rennen 2

Provisional

**ADAC Masters  
Weekend**

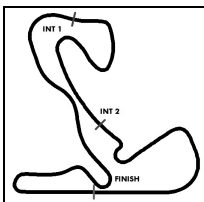


Circuit Park Zandvoort, Length: 4307 m

Sunday 6.5.2012 09:40

POS	1	2	3	4	5	6	7	8	9	10	11	12	13	14	15	16	17	18
LAP 1	3	12	2	6	9	5	21	11	19	17	15	8	7	14	10	20		
LAP 2	3	12	2	6	9	21	11	19	17	15	5	8	14	7	10	20		
LAP 3	3	12	2	6	9	21	11	19	15	17	5	8	7	14	10	20		
LAP 4	3	12	2	6	9	21	11	15	5	19	17	8	7	14	10	20		
LAP 5	3	12	2	6	9	21	11	15	5	19	17	8	14	7	10	20		
LAP 6	3	12	2	6	9	21	11	15	5	19	17	8	7	14	10	20		
LAP 7	3	12	2	6	21	11	9	15	5	19	17	8	7	14	10	20		
LAP 8	3	12	2	6	21	11	15	5	9	19	8	7	14	10	17	20		
LAP 9	3	12	2	6	21	15	11	5	9	19	8	7	14	10	17	20		

.. - PIT STOP ' - LAP BEHIND



# Formel ADAC

## Lap analysis Rennen 2



Provisional

Reg. Nr.: KNAF 0301.12.116

Sunday 6.5.2012 09:40

Circuit Park Zandvoort, Length: 4307 m

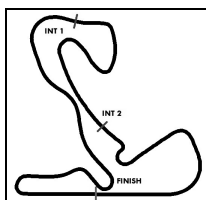
Air temperature: 10.5°C

Track temperature: 11.3°C

Weather condition: Dry

**ADAC Masters  
Weekend**

Lap	Time	SE1	SP1	SE2	SP2	SE3	SP3	TSP	Lap	Time	SE1	SP1	SE2	SP2	SE3	SP3	TSP
<b>2</b> Kuba Dalewski, POL/ , <b>theoretical besttime: 1:43.961</b>																	
1	1:48.061	50.010	185	26.885	186	31.166		157	6	1:44.441	46.511	187	26.862	186	31.068		203
2	1:44.199	46.572	187	<b>26.652</b>	186	30.975		204	7	1:44.624	46.635	<b>188</b>	26.883	<b>186</b>	31.106		202
3	1:44.188	46.544	188	26.695	186	30.949		204	8	1:44.678	46.531	188	26.989	186	31.158		203
4	1:44.343	<b>46.361</b>	187	26.813	186	31.169		<b>205</b>	9	1:44.562	46.588	187	26.906	185	31.068		204
5	<b>1:44.127</b>	46.374	186	26.805	186	<b>30.948</b>		204									
<b>3</b> Marvin Kirchhöfer, GER/ , <b>theoretical besttime: 1:42.733</b>																	
1	1:46.314	49.134	187	26.518	187	30.662		153	6	1:43.248	45.906	188	26.636	188	30.706		204
2	<b>1:42.774</b>	45.779	190	26.426	188	30.569		205	7	1:44.087	46.365	186	26.779	188	30.943		203
3	1:42.809	45.810	189	<b>26.408</b>	188	30.591		205	8	1:44.821	46.637	185	27.106	188	31.078		204
4	1:42.842	<b>45.778</b>	189	26.506	188	30.558		<b>206</b>	9	1:45.834	47.041	183	27.260	187	31.533		204
5	1:42.806	45.844	<b>190</b>	26.415	<b>189</b>	<b>30.547</b>		205									
<b>5</b> Beitske Visser, NED/ , <b>theoretical besttime: 1:43.099</b>																	
1	1:50.108	51.296	181	27.199	187	31.613		157	6	<b>1:43.099</b>	<b>46.061</b>	<b>187</b>	<b>26.489</b>	189	<b>30.549</b>		207
2	1:48.192	48.045	178	28.271	186	31.876		204	7	1:45.274	46.600	182	27.501	186	31.173		208
3	1:44.743	47.263	184	26.849	189	30.631		207	8	1:44.931	47.258	186	26.775	189	30.898		200
4	1:43.726	46.333	186	26.658	<b>190</b>	30.735		<b>209</b>	9	1:46.235	46.854	171	28.265	189	31.116		209
5	1:43.432	46.288	187	26.558	189	30.586		205									
<b>6</b> Indy Dontje, NED/ , <b>theoretical besttime: 1:44.066</b>																	
1	1:48.475	50.435	185	27.029	186	31.011		155	6	1:44.473	46.497	185	26.919	186	31.057		204
2	1:44.370	46.607	<b>187</b>	26.877	185	30.886		205	7	1:44.511	46.565	186	<b>26.787</b>	<b>186</b>	31.159		203
3	1:44.232	<b>46.412</b>	184	26.888	186	30.932		<b>205</b>	8	1:44.937	46.644	186	27.107	185	31.186		204
4	<b>1:44.146</b>	46.474	185	26.805	186	<b>30.867</b>		205	9	1:45.540	46.931	183	27.218	184	31.391		204
5	1:44.455	46.561	186	26.852	186	31.042		205									
<b>7</b> Jeffrey Schmidt, SUI/ , <b>theoretical besttime: 1:43.854</b>																	
1	1:50.928	51.428	179	27.755	187	31.745		171	6	<b>1:43.921</b>	46.374	186	<b>26.716</b>	188	<b>30.831</b>		207
2	1:46.426	47.327	185	27.197	186	31.902		<b>212</b>	7	1:44.976	<b>46.307</b>	186	27.164	190	31.505		208
3	1:45.001	46.897	<b>187</b>	27.149	188	30.955		210	8	1:46.319	46.372	185	28.530	183	31.417		210
4	1:44.332	46.382	186	26.734	<b>190</b>	31.216		209	9	1:44.421	46.384	184	26.880	187	31.157		205
5	1:45.610	46.465	184	26.952	189	32.193		211									
<b>8</b> Roy Nissany, ISR/ , <b>theoretical besttime: 1:43.905</b>																	
1	1:51.218	51.721	181	27.811	188	31.686		156	6	1:44.085	46.509	185	<b>26.780</b>	187	<b>30.796</b>		207
2	1:45.996	47.257	182	27.153	188	31.586		209	7	1:45.004	46.534	185	27.265	189	31.205		208
3	1:45.038	47.001	185	27.082	<b>189</b>	30.955		209	8	1:45.447	46.612	182	27.858	187	30.977		<b>211</b>
4	1:44.708	46.587	<b>186</b>	26.895	188	31.226		210	9	<b>1:44.076</b>	<b>46.329</b>	186	26.880	187	30.867		207
5	1:45.214	46.457	185	27.011	187	31.746		210									
<b>9</b> Florian Herzog, GER/ , <b>theoretical besttime: 1:43.746</b>																	
1	1:48.845	50.671	184	26.965	187	31.209		156	6	1:44.820	46.619	184	26.778	186	31.423		205
2	1:44.665	46.719	185	26.907	186	31.039		206	7	1:46.883	48.035	178	27.406	187	31.442		199
3	<b>1:44.035</b>	46.615	<b>186</b>	<b>26.646</b>	187	<b>30.774</b>		206	8	1:46.807	48.159	184	27.108	<b>187</b>	31.540		203
4	1:44.279	<b>46.326</b>	186	26.912	187	31.041		<b>207</b>	9	1:46.294	47.566	182	27.064	186	31.664		205
5	1:44.885	46.880	183	26.852	187	31.153		207									
<b>10</b> Luca Caspari, GER/ , <b>theoretical besttime: 1:43.909</b>																	
1	1:51.531	51.593	180	27.873	188	32.065		168	6	1:44.637	46.804	186	26.745	189	31.088		212
2	1:45.723	47.015	186	27.081	187	31.627		209	7	1:44.642	46.448	186	26.683	<b>189</b>	31.511		210
3	1:45.504	46.950	<b>187</b>	27.255	<b>189</b>	31.299		212	8	1:46.720	46.494	187	28.160	181	32.066		212
4	1:44.992	47.275	186	26.688	187	31.029		<b>213</b>	9	1:44.538	46.839	186	<b>26.682</b>	187	<b>31.017</b>		203
5	<b>1:44.363</b>	<b>46.210</b>	187	26.756	188	31.397		209									



# Formel ADAC

## Lap analysis Rennen 2



Provisional

Reg. Nr.: KNAF 0301.12.116

Sunday 6.5.2012 09:40

**ADAC Masters  
Weekend**

Circuit Park Zandvoort, Length: 4307 m

Air temperature: 10.5°C

Track temperature: 11.3°C

Weather condition: Dry

Lap	Time	SE1	SP1	SE2	SP2	SE3	SP3	TSP	Lap	Time	SE1	SP1	SE2	SP2	SE3	SP3	TSP
<b>11</b>	Hendrik Grapp, GER/ ,								<b>theoretical besttime: 1:43.429</b>								
1	1:50.261	51.471	183	27.282	187	31.508		164	6	1:44.594	46.861	184	26.804	187	30.929	200	
2	1:45.365	47.333	185	27.154	186	30.878		206	7	1:44.793	47.195	184	26.663	187	30.935	208	
3	<b>1:43.508</b>	46.390	<b>186</b>	<b>26.358</b>	187	<b>30.760</b>		205	8	1:45.426	47.230	183	26.920	187	31.276	<b>208</b>	
4	1:43.564	46.365	185	26.387	<b>188</b>	30.812		205	9	1:47.658	47.935	175	28.335	187	31.388	197	
5	1:43.798	<b>46.311</b>	184	26.656	187	30.831		207									

<b>12</b>	Jason Kremer, GER/ ,								<b>theoretical besttime: 1:43.799</b>							
1	1:47.437	49.593	183	26.684	186	31.160		155	6	1:44.209	46.589	185	26.665	186	30.955	199
2	1:44.059	46.598	<b>186</b>	26.593	186	<b>30.868</b>		201	7	1:44.538	46.744	185	26.741	186	31.053	202
3	<b>1:43.901</b>	46.510	186	<b>26.517</b>	<b>187</b>	30.874		202	8	1:44.841	46.847	185	26.912	185	31.082	202
4	1:43.942	<b>46.414</b>	186	26.580	186	30.948		<b>203</b>	9	1:45.019	46.925	184	26.902	185	31.192	201
5	1:44.244	46.551	185	26.651	186	31.042		202								

<b>14</b>	Gustav Malja, SWE/ ,								<b>theoretical besttime: 1:43.588</b>							
1	1:51.119	51.324	181	27.991	188	31.804		170	6	1:44.426	46.717	186	26.719	189	30.990	201
2	1:45.703	46.998	186	27.116	189	31.589		211	7	1:44.818	46.208	187	26.933	<b>190</b>	31.677	209
3	1:45.762	46.825	187	27.688	189	31.249		210	8	1:46.621	46.280	<b>188</b>	28.478	185	31.863	<b>212</b>
4	1:44.423	46.488	186	26.788	186	31.147		211	9	<b>1:43.952</b>	46.562	185	<b>26.641</b>	187	<b>30.749</b>	207
5	1:44.940	<b>46.198</b>	186	26.846	189	31.896		208								

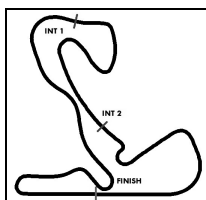
<b>15</b>	Thomas Jäger, AUT/ ,								<b>theoretical besttime: 1:43.181</b>							
1	1:50.091	50.907	179	27.538	<b>189</b>	31.646		169	6	1:43.333	46.196	187	26.397	188	30.740	205
2	1:46.169	46.764	188	27.580	181	31.825		206	7	1:45.996	47.242	182	27.560	186	31.194	204
3	1:43.802	46.446	<b>189</b>	26.403	188	30.953		206	8	1:44.113	46.940	187	26.524	187	30.649	202
4	1:43.900	46.748	186	<b>26.396</b>	187	30.756		204	9	1:45.890	47.360	176	27.462	187	31.068	<b>208</b>
5	<b>1:43.284</b>	<b>46.171</b>	188	26.499	187	<b>30.614</b>		205								

<b>17</b>	Nicolas Pohler, GER/ ,								<b>theoretical besttime: 1:44.094</b>							
1	1:50.640	51.403	181	27.540	183	31.697		162	6	1:44.393	46.543	185	<b>26.634</b>	185	31.216	202
2	1:46.079	47.557	185	27.104	<b>186</b>	31.418		202	7	1:45.776	46.807	184	27.202	185	31.767	203
3	1:45.021	47.363	184	26.655	183	31.003		201	8	1:48.301	46.978	180	28.892	180	32.431	<b>204</b>
4	1:44.918	47.011	<b>185</b>	26.892	184	31.015		203	9	1:45.936	47.307	183	27.043	185	31.586	200
5	<b>1:44.245</b>	<b>46.476</b>	185	26.785	184	<b>30.984</b>		202								

<b>19</b>	Sebastian Balthasar, GER/ ,								<b>theoretical besttime: 1:44.046</b>							
1	1:50.772	51.374	181	27.444	185	31.954		163	6	1:44.627	46.460	183	26.929	185	31.238	205
2	1:46.097	47.341	184	27.739	182	31.017		<b>206</b>	7	1:45.879	47.259	180	27.256	185	31.364	202
3	1:44.595	<b>46.436</b>	<b>185</b>	27.033	182	31.126		203	8	1:45.392	46.872	182	27.047	185	31.473	203
4	1:44.888	47.248	185	<b>26.630</b>	<b>187</b>	31.010		203	9	1:45.125	46.806	181	26.879	186	31.440	203
5	<b>1:44.408</b>	46.757	185	26.671	<b>187</b>	<b>30.980</b>		202								

<b>20</b>	Felix Wieland, GER/ ,								<b>theoretical besttime: 1:47.310</b>							
1	1:53.796	52.838	172	28.287	184	32.671		156	6	1:48.893	48.308	177	28.396	184	32.189	200
2	1:49.496	49.005	174	28.239	183	32.252		203	7	1:47.882	48.524	174	27.696	183	<b>31.662</b>	199
3	1:48.867	48.849	174	28.021	<b>183</b>	31.997		<b>204</b>	8	1:47.805	<b>48.106</b>	<b>179</b>	27.754	183	31.945	201
4	1:48.913	48.667	174	28.157	<b>184</b>	32.089		202	9	<b>1:47.746</b>	48.172	177	<b>27.542</b>	183	32.032	200
5	1:48.197	48.323	176	28.023	183	31.851		201								

<b>21</b>	Alessio Picariello, BEL/ ,								<b>theoretical besttime: 1:43.489</b>							
1	1:49.158	50.535	181	27.180	<b>187</b>	31.443		167	6	1:44.566	46.609	184	26.838	186	31.119	204
2	1:44.319	47.067	184	<b>26.405</b>	184	30.847		<b>207</b>	7	1:44.781	46.940	185	26.643	184	31.198	201
3	<b>1:43.733</b>	46.456	185	26.460	185	<b>30.817</b>		204	8	1:45.518	47.072	183	26.948	183	31.498	201
4	1:44.049	<b>46.267</b>	<b>186</b>	26.574	187	31.208		206	9	1:46.230	47.745	180	26.969	183	31.516	199
5	1:44.728	46.774	180	26.871	186	31.083		206								



# Formel ADAC

## Vmax list Rennen 2

Provisional

Reg. Nr.: KNAF 0301.12.116

Sunday 6.5.2012 09:40



**ADAC Masters  
Weekend**

Circuit Park Zandvoort, Length: 4307 m

Air temperature: 10.8°C

Track temperature: 11.4°C

Weather condition: Dry

Nr	Team, Car, Driver, Nat	Top speed
10	<b>Mücke-Motorsport, Formel ADAC power by Volkswagen</b> Caspari Luca , GER	213.48 km/h
7	<b>Lotus, Formel ADAC power by Volkswagen</b> Schmidt Jeffrey , SUI	212.18 km/h
14	<b>Neuhauser Racing, Formel ADAC power by Volkswagen</b> Malja Gustav , SWE	211.68 km/h
8	<b>Mücke-Motorsport, Formel ADAC power by Volkswagen</b> Nissany Roy , ISR	210.98 km/h
5	<b>Lotus, Formel ADAC power by Volkswagen</b> Visser Beitske , NED	209.46 km/h
11	<b>Mücke-Motorsport, Formel ADAC power by Volkswagen</b> Grapp Hendrik , GER	208.25 km/h
15	<b>Neuhauser Racing, Formel ADAC power by Volkswagen</b> Jäger Thomas , AUT	208.13 km/h
9	<b>Mücke-Motorsport, Formel ADAC power by Volkswagen</b> Herzog Florian , GER	207.49 km/h
21	<b>G&amp;J /Schiller Motorsport, Formel ADAC power by Volkswagen</b> Picariello Alessio , BEL	206.98 km/h
19	<b>G&amp;J /Schiller Motorsport, Formel ADAC power by Volkswagen</b> Balthasar Sebastian , GER	206.15 km/h
3	<b>Lotus, Formel ADAC power by Volkswagen</b> Kirchhöfer Marvin , GER	205.60 km/h
6	<b>Lotus, Formel ADAC power by Volkswagen</b> Dontje Indy , NED	204.97 km/h
2	<b>Lotus, Formel ADAC power by Volkswagen</b> Dalewski Kuba , POL	204.74 km/h
17	<b>Team KUG Motorsport, Formel ADAC power by Volkswagen</b> Pohler Nicolas , GER	204.35 km/h
20	<b>HS Engineering, Formel ADAC power by Volkswagen</b> Wieland Felix , GER	203.97 km/h
12	<b>Mücke-Motorsport, Formel ADAC power by Volkswagen</b> Kremer Jason , GER	203.08 km/h