

# Formel ADAC

## Result List Rennen 1



Provisional

Reg. Nr.: KNAF 0301.12.116

Saturday 5.5.2012 15:00

Circuit Park Zandvoort, Length: 4307 m

Air temperature: 10.9°C

Track temperature: 14.0°C

Weather condition: Dry

**ADAC Masters  
Weekend**

started : 14

classified : 12

not classified : 2

	Sponsor	Drivers	Team (Nat) Car	Laps	Total Time	Gap	Kph	Lap	Time	Kph
1	3	<b>Lotus</b> M.Kirchhöfer(GER)	Lotus(GER) Formel ADAC powerd by Volkswagen	15	<b>26:01.874</b>		148.9	5	1:42.164	151.8
2	10	<b>Mücke-Motorsport</b> L.Caspari(GER)	Mücke-Motorsport(GER) Formel ADAC powerd by Volkswagen	15	<b>26:07.008</b>	5.134	148.4	5	1:42.887	150.7
3	14	<b>Neuhauser Racing</b> G.Malja(SWE)	Neuhauser Racing(AUT) Formel ADAC powerd by Volkswagen	15	<b>26:07.909</b>	6.035	148.3	4	1:42.775	150.9
4	2	<b>Lotus</b> K.Dalewski(POL)	Lotus(GER) Formel ADAC powerd by Volkswagen	15	<b>26:14.066</b>	12.192	147.8	4	1:43.451	149.9
5	7	<b>Lotus</b> J.Schmidt(SUI)	Lotus(GER) Formel ADAC powerd by Volkswagen	15	<b>26:14.531</b>	12.657	147.7	4	1:43.387	150.0
6	8	<b>Mücke-Motorsport</b> R.Nissany(ISR)	Mücke-Motorsport(GER) Formel ADAC powerd by Volkswagen	15	<b>26:22.877</b>	21.003	146.9	6	1:43.565	149.7
7	12	<b>Mücke-Motorsport</b> J.Kremer(GER)	Mücke-Motorsport(GER) Formel ADAC powerd by Volkswagen	15	<b>26:22.907</b>	21.033	146.9	3	1:43.324	150.1
8	6	<b>Lotus</b> I.Dontje(NED)	Lotus(GER) Formel ADAC powerd by Volkswagen	15	<b>26:24.150</b>	22.276	146.8	5	1:43.832	149.3
9	9	<b>Mücke-Motorsport</b> F.Herzog(GER)	Mücke-Motorsport(GER) Formel ADAC powerd by Volkswagen	15	<b>26:34.519</b>	32.645	145.9	3	1:44.022	149.1
10	17	<b>Team KUG Motorsport</b> N.Pohler(GER)	Team KUG Motorsport(GER) Formel ADAC powerd by Volkswagen	15	<b>26:39.900</b>	38.026	145.4	5	1:44.588	148.3
11	19	<b>G&amp;J /Schiller Motorsport</b> S.Balthasar(GER)	G&J /Schiller Motorsport(GER) Formel ADAC powerd by Volkswagen	15	<b>26:43.281</b>	41.407	145.1	5	1:44.854	147.9
12	21	<b>G&amp;J /Schiller Motorsport</b> A.Picariello(BEL)	G&J /Schiller Motorsport(GER) Formel ADAC powerd by Volkswagen	15	<b>26:53.722</b>	51.848	144.1	5	1:44.063	149.0
<b>not classified</b>										
18	<b>Giersiepen / ADAC Westfalen Team Sport</b> K.Giersiepen(GER)		KSW-Motorsport(GER) Formel ADAC powerd by Volkswagen	1	<b>2:48.057</b>	14LAPS				
15	<b>Neuhauser Racing</b> T.Jäger(AUT)		Neuhauser Racing(AUT) Formel ADAC powerd by Volkswagen							

*Fastest lap of the race. Car 3 driver on lap 5. Time 1:42.164, average speed 151.8 km/h.*

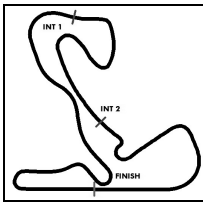
Drive through penalty converted to 30s penalty for the car no. 21

**Subject to final scrutineering!**

Publications Time:

Race Director:

Time Keeping:



# Formel ADAC

## Lap chart Rennen 1

Provisional

**ADAC Masters  
Weekend**

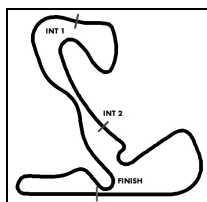


Circuit Park Zandvoort, Length: 4307 m

Saturday 5.5.2012 15:00

POS	1	2	3	4	5	6	7	8	9	10	11	12	13	14	15	16	17	18
LAP 1	3	10	14	12	2	21	7	8	6	9	17	19	.18					
LAP 2	3	10	14	12	2	21	7	8	6	9	17	19						
LAP 3	3	10	14	12	2	21	7	8	6	9	17	19						
LAP 4	3	10	14	12	2	7	21	8	6	9	17	19						
LAP 5	3	10	14	12	2	7	21	8	6	9	17	19						
LAP 6	3	10	14	12	2	7	21	8	6	9	17	19						
LAP 7	3	10	14	12	2	7	21	8	6	9	17	19						
LAP 8	3	10	14	2	12	7	21	8	6	9	17	19						
LAP 9	3	10	14	2	7	12	21	8	6	9	17	19						
LAP 10	3	10	14	2	7	12	21	8	6	9	17	19						
LAP 11	3	10	14	2	7	12	21	8	6	9	17	19						
LAP 12	3	10	14	2	7	12	21	8	6	9	17	19						
LAP 13	3	10	14	2	7	12	21	8	6	9	17	19						
LAP 14	3	10	14	2	7	12	21	8	6	9	17	19						
LAP 15	3	10	14	2	7	8	12	21	6	9	17	19						

. - PIT STOP ' - LAP BEHIND



# Formel ADAC

## Lap analysis Rennen 1



Provisional

Reg. Nr.: KNAF 0301.12.116

Saturday 5.5.2012 15:00

Circuit Park Zandvoort, Length: 4307 m

Air temperature: 11.2°C

Track temperature: 14.0°C

Weather condition: Dry

**ADAC Masters  
Weekend**

Lap	Time	SE1	SP1	SE2	SP2	SE3	SP3	TSP	Lap	Time	SE1	SP1	SE2	SP2	SE3	SP3	TSP
<b>2</b>	Kuba Dalewski, POL/ ,								<b>theoretical besttime: 1:43.384</b>								
1	1:47.934	49.887		27.100	186	30.947		160	9	1:43.882	46.328		26.678	185	30.876	203	
2	1:43.586	46.315		26.532	187	30.739		206	10	1:44.147				185	31.089	204	
3	1:43.570	46.316	188	<b>26.456</b>	187	30.798		207	11	1:44.635	46.657	1	26.834	186	31.144	202	
4	<b>1:43.451</b>	<b>46.216</b>	<b>188</b>	26.523	187	<b>30.712</b>		206	12	1:44.956	46.860		26.875	186	31.221	202	
5	1:43.716				<b>187</b>	30.923		207	13	1:45.142	46.761		26.958	185	31.423	201	
6	1:44.301				187	30.913		<b>209</b>	14	1:44.957				185	31.205	203	
7	1:44.468	46.574	1	26.915	187	30.979		208	15	1:45.380	46.817	185	27.138	185	31.425	202	
8	1:44.148	46.534	187	26.655	186	30.959		205									

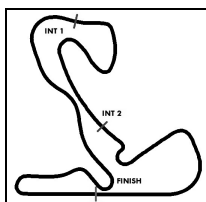
Lap	Time	SE1	SP1	SE2	SP2	SE3	SP3	TSP	Lap	Time	SE1	SP1	SE2	SP2	SE3	SP3	TSP
<b>3</b>	Marvin Kirchhöfer, GER/ ,								<b>theoretical besttime: 1:42.071</b>								
1	1:46.230	49.272	188	26.425	187	30.533		154	9	1:43.628	46.102	186	26.814	187	30.712	203	
2	1:43.289	46.371		26.438	187	30.480		199	10	1:44.249				186	30.993	204	
3	1:42.239				187	<b>30.349</b>		204	11	1:44.289				<b>187</b>	31.065	203	
4	1:42.298	45.643	<b>191</b>	<b>26.255</b>	187	30.400		204	12	1:44.742	46.428	1	26.981	187	31.333	203	
5	<b>1:42.164</b>	<b>45.467</b>		26.344	187	30.353		204	13	1:45.106				187	31.380	202	
6	1:42.625	45.660		26.426	187	30.539		204	14	1:45.238				187	31.308	203	
7	1:42.894	45.709		26.550	187	30.635		204	15	1:45.439	46.741	1	27.165	186	31.533	202	
8	1:43.429	45.825	189	26.732	187	30.872		<b>205</b>									

Lap	Time	SE1	SP1	SE2	SP2	SE3	SP3	TSP	Lap	Time	SE1	SP1	SE2	SP2	SE3	SP3	TSP
<b>6</b>	Indy Dontje, NED/ ,								<b>theoretical besttime: 1:43.722</b>								
1	1:48.912				186	31.013		164	9	1:45.495	47.137	181	27.131	187	31.227	204	
2	1:44.866	46.785	186	27.035	187	31.046		206	10	1:44.863	46.742	183	26.955	187	31.166	206	
3	1:44.202				187	30.763		<b>209</b>	11	1:45.760	47.035	182	27.283	187	31.442	206	
4	1:43.857	<b>46.233</b>	<b>186</b>	26.891	<b>187</b>	<b>30.733</b>		<b>209</b>	12	1:45.546				187	31.298	204	
5	<b>1:43.832</b>	46.259	186	<b>26.756</b>	187	30.817		207	13	1:45.427	46.986	182	27.108	187	31.333	206	
6	1:43.922				186	30.845		208	14	1:45.794				186	31.512	206	
7	1:44.108	46.302	186	26.812	186	30.994		206	15	1:46.191				186	31.587	205	
8	1:44.429				187	31.105		207									

Lap	Time	SE1	SP1	SE2	SP2	SE3	SP3	TSP	Lap	Time	SE1	SP1	SE2	SP2	SE3	SP3	TSP
<b>7</b>	Jeffrey Schmidt, SUI/ ,								<b>theoretical besttime: 1:43.274</b>								
1	1:48.393	50.721	182	26.923	188	30.749		157	9	1:44.230	46.707	<b>185</b>	26.672	186	30.851	205	
2	1:44.169	46.981		26.620	187	30.568		197	10	1:44.289				185	30.874	205	
3	1:43.882	46.713	184	26.615	188	30.554		<b>209</b>	11	1:44.501	46.586		26.813	186	31.102	204	
4	<b>1:43.387</b>	46.417		<b>26.421</b>	186	<b>30.549</b>		206	12	1:44.553				186	31.110	204	
5	1:43.523	<b>46.304</b>		26.591	186	30.628		205	13	1:44.917	46.866	183	26.943	186	31.108	205	
6	1:43.491				187	30.648		207	14	1:44.997				185	31.289	205	
7	1:44.383	46.516	1	26.829	185	31.038		208	15	1:44.927	46.798	183	26.926	185	31.203	205	
8	1:44.936	46.967	183	26.866	<b>189</b>	31.103		207									

Lap	Time	SE1	SP1	SE2	SP2	SE3	SP3	TSP	Lap	Time	SE1	SP1	SE2	SP2	SE3	SP3	TSP
<b>8</b>	Roy Nissany, ISR/ ,								<b>theoretical besttime: 1:43.477</b>								
1	1:48.645	50.341	184	27.263	187	31.041		160	9	1:45.409	47.371	181	27.022	188	31.016	207	
2	1:45.006	47.008	183	26.996	185	31.002		198	10	1:45.006	46.861	181	27.140	188	31.005	210	
3	1:44.075	46.512	<b>186</b>	26.737	186	30.826		207	11	1:45.414	47.280	180	27.066	188	31.068	209	
4	1:43.650	46.352	186	<b>26.526</b>	187	30.772		207	12	1:45.928	47.383	184	27.337	187	31.208	210	
5	1:43.995	46.376		26.802	187	30.817		208	13	1:45.284	46.897	180	27.208	<b>188</b>	31.179	208	
6	<b>1:43.565</b>				187	<b>30.708</b>		207	14	1:45.382	46.886	182	27.272	188	31.224	210	
7	1:43.991	<b>46.243</b>	186	26.946	187	30.802		209	15	1:46.073	47.147	181	27.290	188	31.636	210	
8	1:44.676	46.713	184	27.067	188	30.896		<b>210</b>									

Lap	Time	SE1	SP1	SE2	SP2	SE3	SP3	TSP	Lap	Time	SE1	SP1	SE2	SP2	SE3	SP3	TSP
<b>9</b>	Florian Herzog, GER/ ,								<b>theoretical besttime: 1:43.830</b>								
1	1:51.128				185	31.917		161	9	1:45.497	47.048	182	27.018	184	31.431	203	
2	1:44.477	46.699	1	26.665	184	31.113		203	10	1:45.456				185	31.425	203	
3	<b>1:44.022</b>				184	30.942		204	11	1:46.054	47.087		27.327	185	31.640	203	
4	1:44.104	<b>46.381</b>	185	26.769	185	30.954		204	12	1:46.216	47.262		27.335	184	31.619	202	
5	1:44.130	46.681	<b>186</b>	<b>26.533</b>	185	<b>30.916</b>		204	13	1:46.609	47.451		27.436	185	31.722	201	
6	1:44.283				184	30.957		<b>204</b>	14	1:46.723				185	31.841	202	
7	1:44.913				184	31.278		204	15	1:47.434				184	32.145	201	
8	1:45.177	46.769	184	26.922	<b>185</b>	31.486		204									



# Formel ADAC

## Lap analysis Rennen 1



Provisional

Reg. Nr.: KNAF 0301.12.116

Saturday 5.5.2012 15:00

Circuit Park Zandvoort, Length: 4307 m

Air temperature: 11.2°C

Track temperature: 14.0°C

Weather condition: Dry

**ADAC Masters  
Weekend**

Lap	Time	SE1	SP1	SE2	SP2	SE3	SP3	TSP	Lap	Time	SE1	SP1	SE2	SP2	SE3	SP3	TSP
<b>10</b>	Luca Caspari, GER/ ,								<b>theoretical besttime: 1:42.703</b>								
1	1:47.254	49.757	186	26.461	186	31.036		155	9	1:43.688	46.291	187	26.493	<b>186</b>	30.904		203
2	1:43.148				186	30.625		204	10	1:43.898	46.279		26.572	185	31.047		204
3	1:43.237				185	30.753		204	11	1:44.238	46.424	185	26.624	186	31.190		202
4	1:42.905	46.103	1	<b>26.262</b>	185	<b>30.540</b>		203	12	1:45.084				186	31.346		202
5	<b>1:42.887</b>	<b>45.901</b>	<b>188</b>	26.333	186	30.653		<b>205</b>	13	1:44.832				186	31.154		202
6	1:43.030				185	30.704		204	14	1:45.810				186	31.635		203
7	1:43.422				185	30.979		204	15	1:45.669	47.022	183	27.110	185	31.537		202
8	1:43.637	46.171	186	26.474	186	30.992		204									

Lap	Time	SE1	SP1	SE2	SP2	SE3	SP3	TSP	Lap	Time	SE1	SP1	SE2	SP2	SE3	SP3	TSP
<b>12</b>	Jason Kremer, GER/ ,								<b>theoretical besttime: 1:43.232</b>								
1	1:47.972	50.380	185	26.649	187	30.943		148	9	1:45.432	47.352	182	26.912	187	31.168		201
2	1:43.954				185	30.829		<b>207</b>	10	1:45.436				186	31.552		206
3	<b>1:43.324</b>	46.292	<b>185</b>	<b>26.397</b>	186	<b>30.635</b>		204	11	1:45.512				185	31.422		202
4	1:43.543	<b>46.200</b>		26.508	185	30.835		205	12	1:45.686	47.115		27.075	185	31.496		202
5	1:44.006	46.403		26.625	184	30.978		203	13	1:45.931				185	31.546		200
6	1:44.244				184	30.906		202	14	1:45.988	47.188		27.224	184	31.576		200
7	1:44.850	46.744		26.912	183	31.194		202	15	1:46.884	47.498	179	27.448	181	31.938		200
8	1:45.232	47.095	183	26.871	<b>187</b>	31.266		195									

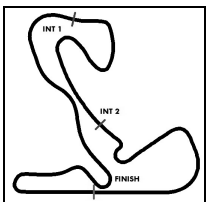
Lap	Time	SE1	SP1	SE2	SP2	SE3	SP3	TSP	Lap	Time	SE1	SP1	SE2	SP2	SE3	SP3	TSP
<b>14</b>	Gustav Malja, SWE/ ,								<b>theoretical besttime: 1:42.777</b>								
1	1:47.233	49.545	185	26.664	186	31.024		157	9	1:43.527	46.191	<b>187</b>	26.584	186	30.752		207
2	1:43.482	46.370		26.379	187	30.733		206	10	1:43.908				186	31.129		<b>207</b>
3	1:43.080	46.276		26.261	187	<b>30.543</b>		205	11	1:44.311				186	31.165		207
4	<b>1:42.775</b>				186	30.566		206	12	1:44.975				187	31.296		206
5	1:42.871	<b>46.012</b>		<b>26.222</b>	<b>187</b>	30.637		207	13	1:45.421	46.932	183	26.860	185	31.629		205
6	1:43.006				186	30.751		<b>207</b>	14	1:45.462	47.020	183	26.894	185	31.548		205
7	1:43.140				185	30.689		206	15	1:45.908	47.117	181	27.061	186	31.730		205
8	1:43.554	46.058	186	26.559	186	30.937		207									

Lap	Time	SE1	SP1	SE2	SP2	SE3	SP3	TSP	Lap	Time	SE1	SP1	SE2	SP2	SE3	SP3	TSP
<b>17</b>	Nicolas Pohler, GER/ ,								<b>theoretical besttime: 1:44.483</b>								
1	1:51.297				<b>185</b>	32.572		167	9	1:45.610	47.114	181	27.180	183	31.316		201
2	1:45.664				182	31.083		<b>202</b>	10	1:45.648				183	31.404		200
3	1:45.171	47.176	184	26.948	182	31.047		200	11	1:45.923				183	31.546		200
4	1:44.746				183	<b>31.032</b>		200	12	1:47.041	47.422	1	27.224	183	32.395		199
5	<b>1:44.588</b>	46.752	<b>185</b>	<b>26.729</b>	183	31.107		201	13	1:46.782	47.600	180	27.450	183	31.732		199
6	1:44.816	<b>46.722</b>	184	27.023	182	31.071		201	14	1:46.260	47.603	180	27.199	183	31.458		199
7	1:45.311				180	31.215		200	15	1:46.830				182	31.887		200
8	1:45.044	46.949	183	26.962	183	31.133		201									

Lap	Time	SE1	SP1	SE2	SP2	SE3	SP3	TSP	Lap	Time	SE1	SP1	SE2	SP2	SE3	SP3	TSP
<b>18</b>	Kim Alexander Giersiepen, GER/ ,								<b>theoretical besttime: 1:18.312</b>								
1	2:40.081	<b>50.765</b>	<b>179</b>	<b>27.547</b>	<b>182</b>	1:21.769		<b>165</b>									

Lap	Time	SE1	SP1	SE2	SP2	SE3	SP3	TSP	Lap	Time	SE1	SP1	SE2	SP2	SE3	SP3	TSP
<b>19</b>	Sebastian Balthasar, GER/ ,								<b>theoretical besttime: 1:44.538</b>								
1	1:57.953	51.409		27.133	184	39.411		167	9	1:45.458	47.321	180	26.797	183	31.340		201
2	1:46.623				183	31.308		188	10	1:45.493	47.066	180	26.849	183	31.578		200
3	1:45.208	47.474	180	26.692	182	<b>31.042</b>		199	11	1:45.247	46.882		26.853	183	31.512		<b>202</b>
4	1:44.931	47.092		26.635	183	31.204		201	12	1:45.442				184	31.425		200
5	<b>1:44.854</b>	<b>46.879</b>	<b>181</b>	<b>26.617</b>	182	31.358		201	13	1:46.133	47.298	179	27.191	<b>184</b>	31.644		201
6	1:44.938				182	31.153		201	14	1:46.197	47.370		27.061	183	31.766		201
7	1:45.073				182	31.272		201	15	1:46.208	47.278		27.164	182	31.766		201
8	1:45.389	47.160	179	26.891	184	31.338		201									

Lap	Time	SE1	SP1	SE2	SP2	SE3	SP3	TSP	Lap	Time	SE1	SP1	SE2	SP2	SE3	SP3	TSP
<b>21</b>	Alessio Picariello, BEL/ ,								<b>theoretical besttime: 1:43.812</b>								
1	1:48.042				<b>186</b>	31.022		162	9	1:45.136	47.209	181	26.709	182	31.218		202
2	1:44.084	<b>46.574</b>	<b>184</b>	26.655	183	30.855		202	10	1:45.095	46.960	182	26.854	182	31.281		202
3	1:44.066	46.710		<b>26.487</b>	182	30.869		202	11	1:45.465	47.243	181	26.799	182	31.423		201
4	1:44.339	46.983	183	26.605	184	<b>30.751</b>		199	12	1:45.384	47.217		26.800	183	31.367		201
5	<b>1:44.063</b>	46.600		26.619	183	30.844		<b>204</b>	13	1:45.436	47.142	181	26.896	183	31.398		201



# Formel ADAC

## Lap analysis Rennen 1



Provisional

Reg. Nr.: KNAF 0301.12.116

Saturday 5.5.2012 15:00

**ADAC Masters  
Weekend**

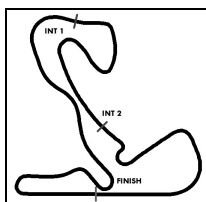
Circuit Park Zandvoort, Length: 4307 m

Air temperature: 11.2°C

Track temperature: 14.0°C

Weather condition: Dry

Lap	Time	SE1	SP1	SE2	SP2	SE3	SP3	TSP	Lap	Time	SE1	SP1	SE2	SP2	SE3	SP3	TSP
6	1:44.211	46.604		26.632	182	30.975		203	14	1:45.790	47.070	181	27.187	184	31.533		204
7	1:44.327	46.606	184	26.702	181	31.019		202	15	1:47.129	48.037	179	27.305	184	31.787		202
8	1:44.985	46.766		26.720	183	31.499		201									



Circuit Park Zandvoort, Length: 4307 m

Air temperature: 10.3°C

Track temperature: 13.5°C

Weather condition: Dry

# Formel ADAC

## Vmax list Rennen 1

Provisional

Reg. Nr.: KNAF 0301.12.116

Saturday 5.5.2012 15:00



**ADAC Masters  
Weekend**

Nr	Team, Car, Driver, Nat	Top speed
8	<b>Mücke-Motorsport, Formel ADAC powerd by Volkswagen</b> Nissany Roy , ISR	210.16 km/h
6	<b>Lotus, Formel ADAC powerd by Volkswagen</b> Dontje Indy , NED	209.30 km/h
7	<b>Lotus, Formel ADAC powerd by Volkswagen</b> Schmidt Jeffrey , SUI	208.70 km/h
2	<b>Lotus, Formel ADAC powerd by Volkswagen</b> Dalewski Kuba , POL	208.57 km/h
14	<b>Neuhauser Racing, Formel ADAC powerd by Volkswagen</b> Malja Gustav , SWE	206.98 km/h
12	<b>Mücke-Motorsport, Formel ADAC powerd by Volkswagen</b> Kremer Jason , GER	206.82 km/h
3	<b>Lotus, Formel ADAC powerd by Volkswagen</b> Kirchhöfer Marvin , GER	204.74 km/h
10	<b>Mücke-Motorsport, Formel ADAC powerd by Volkswagen</b> Caspari Luca , GER	204.51 km/h
9	<b>Mücke-Motorsport, Formel ADAC powerd by Volkswagen</b> Herzog Florian , GER	204.20 km/h
21	<b>G&amp;J /Schiller Motorsport, Formel ADAC powerd by Volkswagen</b> Picariello Alessio , BEL	204.16 km/h
19	<b>G&amp;J /Schiller Motorsport, Formel ADAC powerd by Volkswagen</b> Balthasar Sebastian , GER	201.72 km/h
17	<b>Team KUG Motorsport, Formel ADAC powerd by Volkswagen</b> Pohler Nicolas , GER	201.53 km/h
18	<b>KSW-Motorsport, Formel ADAC powerd by Volkswagen</b> Giersiepen Kim Alexander , GER	165.31 km/h
15	<b>Neuhauser Racing, Formel ADAC powerd by Volkswagen</b> Jäger Thomas , AUT	151.39 km/h