

# Formel ADAC

## Result List Zeittraining



Provisional

Reg. Nr.: KNAF 0301.12.116

Saturday 5.5.2012 09:45

**ADAC Masters  
Weekend**

Circuit Park Zandvoort, Length: 4307 m

Air temperature: 9.7°C

Track temperature: 11.0°C

Weather condition: Dry

started : 17      classified : 17      not classified : 0

	Sponsor	Drivers	Team (Nat)	Car	Lap	Best Time	Gap	Diff	Kph	Day Time
1	3	<b>Lotus</b> M.Kirchhöfer(GER)	<b>Lotus(GER)</b> Formel ADAC powered by Volkswagen		6	<b>1:41.670</b>			152.5	10:06:19
2	10	<b>Mücke-Motorsport</b> L.Caspari(GER)	<b>Mücke-Motorsport(GER)</b> Formel ADAC powered by Volkswagen		13	<b>1:42.201</b>	0.531	0.531	151.7	10:12:33
3	15	<b>Neuhauser Racing</b> T.Jäger(AUT)	<b>Neuhauser Racing(AUT)</b> Formel ADAC powered by Volkswagen		10	<b>1:42.502</b>	0.832	0.301	151.3	10:11:03
4	12	<b>Mücke-Motorsport</b> J.Kremer(GER)	<b>Mücke-Motorsport(GER)</b> Formel ADAC powered by Volkswagen		10	<b>1:42.541</b>	0.871	0.039	151.2	10:06:37
5	14	<b>Neuhauser Racing</b> G.Malja(SWE)	<b>Neuhauser Racing(AUT)</b> Formel ADAC powered by Volkswagen		10	<b>1:42.605</b>	0.935	0.064	151.1	10:11:07
6	11	<b>ADAC Berlin-Brandenburg e.V.</b> H.Grapp(GER)	<b>Mücke-Motorsport(GER)</b> Formel ADAC powered by Volkswagen		12	<b>1:43.070</b>	1.400	0.465	150.4	10:10:52
7	2	<b>Lotus</b> K.Dalewski(POL)	<b>Lotus(GER)</b> Formel ADAC powered by Volkswagen		9	<b>1:43.092</b>	1.422	0.022	150.4	10:11:43
8	7	<b>Lotus</b> J.Schmidt(SUI)	<b>Lotus(GER)</b> Formel ADAC powered by Volkswagen		8	<b>1:43.105</b>	1.435	0.013	150.4	10:10:46
9	21	<b>G&amp;J /Schiller Motorsport</b> A.Picariello(BEL)	<b>G&amp;J /Schiller Motorsport(GER)</b> Formel ADAC powered by Volkswagen		11	<b>1:43.118</b>	1.448	0.013	150.4	10:10:46
10	6	<b>Lotus</b> I.Dontje(NED)	<b>Lotus(GER)</b> Formel ADAC powered by Volkswagen		10	<b>1:43.282</b>	1.612	0.164	150.1	10:11:43
11	8	<b>Mücke-Motorsport</b> R.Nissany(ISR)	<b>Mücke-Motorsport(GER)</b> Formel ADAC powered by Volkswagen		8	<b>1:43.306</b>	1.636	0.024	150.1	10:04:57
12	5	<b>Lotus</b> B.Visser(NED)	<b>Lotus(GER)</b> Formel ADAC powered by Volkswagen		10	<b>1:43.358</b>	1.688	0.052	150.0	10:06:35
13	9	<b>Mücke-Motorsport</b> F.Herzog(GER)	<b>Mücke-Motorsport(GER)</b> Formel ADAC powered by Volkswagen		10	<b>1:43.649</b>	1.979	0.291	149.6	10:06:43
14	19	<b>G&amp;J /Schiller Motorsport</b> S.Balthasar(GER)	<b>G&amp;J /Schiller Motorsport(GER)</b> Formel ADAC powered by Volkswagen		11	<b>1:43.832</b>	2.162	0.183	149.3	10:10:05
15	17	<b>Team KUG Motorsport</b> N.Pohler(GER)	<b>Team KUG Motorsport(GER)</b> Formel ADAC powered by Volkswagen		10	<b>1:44.272</b>	2.602	0.440	148.7	10:10:59
16	18	<b>Giersiepen / ADAC Westfalen Team Sport</b> K.Giersiepen(GER)	<b>KSW-Motorsport(GER)</b> Formel ADAC powered by Volkswagen		11	<b>1:45.360</b>	3.690	1.088	147.2	10:10:08
17	20	<b>HS Engineering</b> F.Wieland(GER)	<b>HS Engineering(AUT)</b> Formel ADAC powered by Volkswagen		4	<b>1:50.235</b>	8.565	4.875	140.7	9:53:28

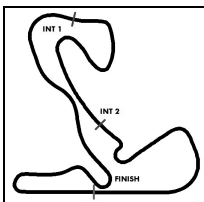
Qualifying Time: 1:52.336      MIN LAPS : 2      Percent: 110%

Subject to final scrutineering!

Publications Time:

Race Director:

Time Keeping:



# Formel ADAC

## Result List Zeittraining - 2nd best times



Provisional

Reg. Nr.: KNAF 0301.12.116

Thursday 29.3.2012 15:38

**ADAC Masters  
Weekend**

Circuit Park Zandvoort, Length: 4307 m

Air temperature: 9.0°C

Track temperature: 11.0°C

Weather condition: Dry

started : 17      classified : 17      not classified : 0

	Drivers	Sponsor	Car	Lap	Best Time	Gap	Diff	Kph	Day Time
1	3 M.Kirchhöfer	Lotus	Formel ADAC powerd by Volksw:	9	<b>1:41.806</b>			152.3	10:11:37
2	10 L.Caspari	Mücke-Motorsport	Formel ADAC powerd by Volksw:	12	<b>1:42.830</b>	1.024	1.024	150.8	10:10:51
3	12 J.Kremer	Mücke-Motorsport	Formel ADAC powerd by Volksw:	9	<b>1:42.992</b>	0.162	1.186	150.5	10:04:55
4	2 K.Dalewski	Lotus	Formel ADAC powerd by Volksw:	6	<b>1:43.282</b>	0.290	1.476	150.1	10:06:30
5	6 I.Dontje	Lotus	Formel ADAC powerd by Volksw:	7	<b>1:43.416</b>	0.134	1.610	149.9	10:06:24
6	5 B.Visser	Lotus	Formel ADAC powerd by Volksw:	9	<b>1:43.502</b>	0.086	1.696	149.8	10:04:52
7	9 F.Herzog	Mücke-Motorsport	Formel ADAC powerd by Volksw:	9	<b>1:43.699</b>	0.197	1.893	149.5	10:04:59
8	19 S.Balthasar	G&J /Schiller Motorsport	Formel ADAC powerd by Volksw:	12	<b>1:43.961</b>	0.262	2.155	149.1	10:11:49
9	11 H.Grapp	ADAC Berlin-Brandenburg e.V.	Formel ADAC powerd by Volksw:	5	<b>1:44.332</b>	0.371	2.526	148.6	9:54:50
10	17 N.Pohler	Team KUG Motorsport	Formel ADAC powerd by Volksw:	7	<b>1:44.679</b>	0.347	2.873	148.1	10:05:21
11	18 K.Giersiepen	ADAC Westfalen Team Sport	Formel ADAC powerd by Volksw:	12	<b>1:45.484</b>	0.805	3.678	147.0	10:11:53
12	21 A.Picariello	G&J /Schiller Motorsport	Formel ADAC powerd by Volksw:	4	<b>1:45.832</b>	0.348	4.026	146.5	9:53:07
13	8 R.Nissany	Mücke-Motorsport	Formel ADAC powerd by Volksw:	4	<b>1:47.236</b>	1.404	5.430	144.6	9:53:13
14	20 F.Wieland	HS Engineering	Formel ADAC powerd by Volksw:	3	<b>1:50.292</b>	3.056	8.486	140.6	9:51:37
15	15 T.Jäger	Neuhauser Racing	Formel ADAC powerd by Volksw:	7	<b>1:50.732</b>	0.440	8.926	140.0	10:05:27
16	7 J.Schmidt	Lotus	Formel ADAC powerd by Volksw:	5	<b>1:50.993</b>	0.261	9.187	139.7	10:05:09
17	14 G.Malja	Neuhauser Racing	Formel ADAC powerd by Volksw:	9	<b>1:54.761</b>	3.768	12.955	135.1	10:09:24

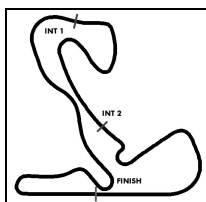
Percent: %

Subject to final scrutineering!

Publications Time:

Race Director:

Time Keeping:



# Formel ADAC

## Lap analysis Zeittraining



Provisional

Circuit Park Zandvoort, Length: 4307 m

Air temperature: 9.1°C

Track temperature: 11.0°C

Weather condition: Dry

Reg. Nr.: KNAF 0301.12.116

Saturday 5.5.2012 09:45

**ADAC Masters  
Weekend**

Lap	Time	SE1	SP1	SE2	SP2	SE3	SP3	TSP	Lap	Time	SE1	SP1	SE2	SP2	SE3	SP3	TSP
<b>2</b> Kuba Dalewski, POL/ ,									<b>theoretical besttime: 1:42.887</b>								
1	8:46.461				103	41.801			6	1:43.282	46.356	188	26.357	185	30.569		204
2	2:44.134	1:09.533	131	39.994	96	54.607		108	7	1:44.116	46.919	186	26.578	186	30.619		204
3	4:38.161	3:30.853	164	32.250	127	35.058			8	1:45.429				184	30.776		<b>205</b>
4	1:54.426	51.973	182	31.204	171	31.249		156	9	<b>1:43.092</b>	46.252	<b>189</b>	<b>26.289</b>	<b>186</b>	<b>30.551</b>		204
5	1:43.841				185	30.745		202	10	1:58.177	<b>46.047</b>	189	26.819	181	45.311		204

<b>3</b> Marvin Kirchhöfer, GER/ ,									<b>theoretical besttime: 1:41.769</b>								
1	8:53.840				120	39.513			6	<b>1:41.670</b>				187	30.386		<b>205</b>
2	2:26.338				117	50.539		168	7	1:48.307	49.340	164	27.960	174	31.007		192
3	4:44.206	3:38.706	141	30.840	135	34.660			8	1:47.731	47.735		29.064	172	30.932		191
4	1:50.990	52.249	162	27.790	168	30.951		166	9	1:41.806	45.293	<b>191</b>	26.239	<b>188</b>	<b>30.274</b>		205
5	1:42.301	45.645		<b>26.222</b>	188	30.434		205	10	1:56.579	<b>45.273</b>		26.663	153	44.643		205

<b>5</b> Beitske Visser, NED/ ,									<b>theoretical besttime: 1:43.676</b>								
1	2:21.849	1:10.007	133	34.581	135	37.261			8	1:53.815	51.954	171	30.042	151	31.819		179
2	1:56.627	53.762		30.054	161	32.811		165	9	1:43.502				189	30.749		206
3	1:47.277	48.617		27.170	185	31.490		200	10	<b>1:43.358</b>				<b>190</b>	31.013		207
4	1:47.378	47.147		28.650	169	31.581		203	11	1:44.271	47.451	<b>188</b>	<b>26.331</b>	188	30.489		204
5	1:44.783				188	31.058		<b>208</b>	12	1:44.146	<b>46.952</b>	187	26.801	185	<b>30.393</b>		206
6	2:42.095	1:02.147	116	40.470	90	59.478		205	13					188			207
7	3:54.634	2:47.348		32.665	157	34.621											

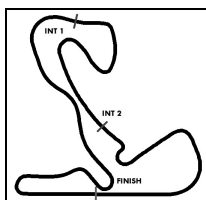
<b>6</b> Indy Dontje, NED/ ,									<b>theoretical besttime: 1:43.161</b>								
1	6:28.940				116	37.204			7	1:43.416	46.215		26.569	184	30.632		203
2	2:04.743	56.435	1	33.858	140	34.450		185	8	1:47.929	48.205	186	27.873	172	31.851		193
3	2:27.611	53.216	157	37.184	86	57.211		189	9	1:48.014	50.135		26.954	186	30.925		180
4	5:04.062	3:58.393	144	31.217	152	34.452			10	<b>1:43.282</b>	46.225	<b>187</b>	<b>26.481</b>	<b>186</b>	<b>30.576</b>		<b>205</b>
5	1:51.754	51.816	163	28.062	177	31.876		184	11	2:00.355	<b>46.104</b>		28.469	140	45.782		204
6	1:43.971				185	30.807		202									

<b>7</b> Jeffrey Schmidt, SUI/ ,									<b>theoretical besttime: 1:42.776</b>								
1	8:42.400	7:17.126	110	39.800	132	45.474			6	1:58.153	59.290	171	27.678	178	31.185		170
2	2:45.739				106	55.141		115	7	1:55.464	57.165		27.532	184	30.767		198
3	4:45.749	3:36.573	129	32.978	160	36.198			8	<b>1:43.105</b>	46.252	<b>187</b>	<b>26.285</b>	<b>187</b>	<b>30.568</b>		202
4	2:04.411	56.146	143	32.040	143	36.225		165	9	1:51.363	<b>45.923</b>		26.359	171	39.081		<b>203</b>
5	1:50.993				179	31.623		197									

<b>8</b> Roy Nissany, ISR/ ,									<b>theoretical besttime: 1:43.306</b>								
1	2:32.212	1:18.356	121	34.763	121	39.093			5	1:54.955				186	41.896		205
2	2:04.769	58.542		33.133	147	33.094		158	6	6:10.158	5:01.614	134	31.878	139	36.666		
3	1:48.866	47.570		26.980	164	34.316		203	7	1:56.122	55.252	162	28.641	172	32.229		157
4	1:47.236	47.616	<b>178</b>	27.847	185	31.773		205	8	<b>1:43.306</b>	<b>46.368</b>		<b>26.301</b>	<b>187</b>	<b>30.637</b>		207

<b>9</b> Florian Herzog, GER/ ,									<b>theoretical besttime: 1:43.694</b>								
1	2:28.130	1:18.796	119	34.363	147	34.971			8	1:55.348	53.214	172	28.594	184	33.540		139
2	1:53.775	52.052	170	28.686	174	33.037		186	9	1:43.699	<b>46.544</b>		<b>26.320</b>	185	30.835		205
3	1:47.556	48.106		27.741	155	31.709		193	10	<b>1:43.649</b>				185	30.861		206
4	1:44.245	46.799		26.616	185	<b>30.830</b>		204	11	1:43.936				<b>186</b>	30.875		205
5	1:45.776	47.869	<b>186</b>	26.980	185	30.927		<b>207</b>	12	2:02.385				137	33.371		153
6	2:32.305	1:00.989	116	39.425	96	51.891		205	13	1:45.045				184	31.070		198
7	4:08.839	2:59.028	137	31.722	121	38.089			14	2:13.906	52.275	1	32.628	128	49.003		202

<b>10</b> Luca Caspari, GER/ ,									<b>theoretical besttime: 1:42.785</b>								
1	2:26.736	1:22.286	145	30.203	170	34.247			8	2:02.945	55.244	144	32.832	139	34.869		187
2	1:54.266				177	33.455		197	9	1:46.441	48.104	186	27.369	184	30.968		164
3	1:47.063	48.237	181	27.584	175	31.242		199	10	1:56.377				161	33.115		<b>206</b>
4	1:44.693	46.392	188	26.480	185	31.821		203	11	1:54.236	53.270	1	29.537	180	31.429		141



# Formel ADAC

## Lap analysis Zeittraining



Provisional

Reg. Nr.: KNAF 0301.12.116

Saturday 5.5.2012 09:45

Circuit Park Zandvoort, Length: 4307 m

Air temperature: 9.1°C

Track temperature: 11.0°C

Weather condition: Dry

**ADAC Masters  
Weekend**

Lap	Time	SE1	SP1	SE2	SP2	SE3	SP3	TSP	Lap	Time	SE1	SP1	SE2	SP2	SE3	SP3	TSP
5	1:43.837	46.731		26.384	185	30.722		203	12	1:42.830	<b>46.050</b>	<b>190</b>	<b>26.193</b>	<b>187</b>	30.587		204
6	2:40.967	1:02.720	122	40.001	97	58.246		203	13	<b>1:42.201</b>				187	<b>30.542</b>		205
7	4:10.824	3:08.948		28.527	181	33.349			14	2:15.398	52.643	153	30.369	136	52.386		196

### 11 Hendrik Grapp, GER/ ,

**theoretical besttime: 1:43.070**

1	2:33.290	1:23.851	140	33.364	124	36.075			8	1:50.104	49.912	162	28.829	169	31.363		185
2	1:57.940	53.921		30.500	155	33.519		152	9	1:45.591	47.165	184	27.431	178	30.995		204
3	1:49.948	50.334	178	27.748	172	31.866		178	10	2:04.935				146	32.676		176
4	1:44.784	46.959		26.695	185	31.130		202	11	1:54.019				177	31.050		136
5	1:44.332				186	30.967		203	12	<b>1:43.070</b>	<b>46.246</b>	<b>188</b>	<b>26.288</b>	<b>187</b>	<b>30.536</b>		206
6	2:33.173	59.555	138	33.744	110	59.874		138	13	1:54.114				176	41.810		<b>207</b>
7	4:10.956				170	33.454											

### 12 Jason Kremer, GER/ ,

**theoretical besttime: 1:42.541**

1	2:25.619	1:15.642	137	32.850	134	37.127			7	3:54.063	2:48.376	143	30.729	146	34.958		
2	2:00.534	56.416		29.976	162	34.142		164	8	1:56.108	55.859	153	29.205	166	31.044		165
3	1:49.327	50.387		27.660	175	31.280		178	9	1:42.992				186	30.604		204
4	1:44.492	46.854	183	26.500	184	31.138		200	10	<b>1:42.541</b>	<b>45.935</b>	<b>187</b>	<b>26.178</b>	<b>186</b>	<b>30.428</b>		205
5	1:47.757				181	31.280		200	11	1:56.077				185	31.366		<b>210</b>
6	2:34.272	1:00.878	134	34.128	99	59.266		168	12	2:02.118	51.575		29.783	154	40.760		203

### 14 Gustav Malja, SWE/ ,

**theoretical besttime: 1:42.605**

1	3:13.053				123	44.287			7	2:00.122				122	34.123		205
2	2:18.934	1:04.464	1	33.599	135	40.871		138	8	2:00.484				147	33.005		206
3	2:17.772	1:03.437	133	32.992	137	41.343		147	9	1:54.761				184	31.418		195
4	2:27.970				113	52.099		160	10	<b>1:42.605</b>	<b>45.897</b>	<b>189</b>	<b>26.190</b>	<b>187</b>	<b>30.518</b>		205
5	6:15.612	5:09.855	142	31.102	149	34.655			11	1:52.698				181	41.008		<b>207</b>
6	1:55.777	53.196	160	30.639	167	31.942		199									

### 15 Thomas Jäger, AUT/ ,

**theoretical besttime: 1:42.502**

1	3:12.531	1:50.735		37.467	118	44.329			7	1:50.732				110	35.365		203
2	2:21.561	1:06.144	125	34.418	119	40.999		131	8	1:56.733				181	31.253		205
3	2:14.295	1:02.179	132	33.620	135	38.496		147	9	1:56.865	53.956	176	30.001	155	32.908		190
4	2:37.119	1:01.209		39.423	85	56.487		157	10	<b>1:42.502</b>	<b>46.058</b>	<b>189</b>	<b>26.037</b>	<b>187</b>	<b>30.407</b>		203
5	6:14.483	5:05.582	145	32.183	141	36.718			11	1:52.509				187	40.765		<b>206</b>
6	1:56.801	51.683		32.272	134	32.846		176									

### 17 Nicolas Pohler, GER/ ,

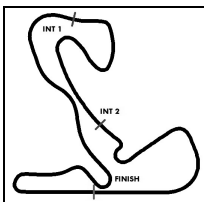
**theoretical besttime: 1:43.908**

1	3:21.919	1:55.705	117	40.455	120	45.759			7	1:44.679	47.090	185	<b>26.601</b>	184	30.988		<b>206</b>
2	2:24.408				126	42.485		113	8	1:57.540	52.609		31.505	150	33.426		202
3	2:15.908	1:05.601	1	35.095	125	35.212		140	9	1:56.020	53.291		30.955	151	31.774		157
4	2:17.046				136	51.334		168	10	<b>1:44.272</b>	46.672	<b>186</b>	26.737	<b>184</b>	<b>30.863</b>		200
5	6:22.384	5:12.933	140	32.503	149	36.948			11	1:52.587	<b>46.444</b>		26.762	183	39.381		201
6	1:55.313	51.397	147	31.865	142	32.051		166									

### 18 Kim Alexander Giersiepen, GER/ ,

**theoretical besttime: 1:45.511**

1	2:27.932	1:15.377	141	35.540	105	37.015			8	1:45.527				182	31.253		201
2	2:03.755	54.849	152	33.146	114	35.760		186	9	1:46.578	<b>47.377</b>	<b>1</b>	<b>27.064</b>	181	32.137		200
3	1:51.408	50.723	175	28.429	178	32.256		163	10	1:46.513	47.519	<b>182</b>	27.492	<b>183</b>	31.502		<b>202</b>
4	1:50.960	50.020	177	28.608	182	32.332		193	11	<b>1:45.360</b>				182	<b>31.070</b>		202
5	2:01.161				169	46.450		201	12	1:45.484				182	31.334		201
6	6:00.279	4:56.942	122	29.835	126	33.502			13	2:11.289	50.358	145	31.279	145	49.652		199
7	1:48.685	49.864	180	27.237	182	31.584		192									



# Formel ADAC

## Lap analysis Zeittraining



Provisional

Reg. Nr.: KNAF 0301.12.116

Saturday 5.5.2012 09:45

Circuit Park Zandvoort, Length: 4307 m

Air temperature: 9.1°C

Track temperature: 11.0°C

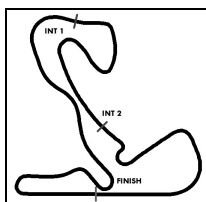
Weather condition: Dry

**ADAC Masters  
Weekend**

Lap	Time	SE1	SP1	SE2	SP2	SE3	SP3	TSP	Lap	Time	SE1	SP1	SE2	SP2	SE3	SP3	TSP
<b>19</b>	Sebastian Balthasar, GER/ ,								<b>theoretical besttime: 1:43.745</b>								
1	2:53.452	1:32.743	113	36.968	118	43.741			8	1:45.792			184	31.740			202
2	2:13.102				118	38.263		139	9	1:44.667			184	31.174			205
3	2:08.716	59.413	130	32.031	141	37.272		147	10	1:44.585	46.842	<b>185</b>	26.790	185	30.953		<b>206</b>
4	2:01.119				168	35.227		162	11	<b>1:43.832</b>	<b>46.410</b>	184	26.613	<b>186</b>	<b>30.809</b>		204
5	2:21.343	56.540	118	34.378	142	50.425		170	12	1:43.961			185	31.070			204
6	4:39.267	3:36.361	147	29.788	152	33.118			13	1:56.193	46.595		<b>26.526</b>	181	43.072		202
7	1:49.685	50.245	178	27.585	181	31.855		178									

<b>20</b>	Felix Wieland, GER/ ,								<b>theoretical besttime: 1:49.191</b>								
1	2:45.016	1:30.987	120	34.945	130	39.084			3	1:50.292	49.840	<b>173</b>	<b>28.455</b>	180	31.997		195
2	2:02.507	56.807		31.268	156	34.432		156	4	<b>1:50.235</b>	<b>49.125</b>	152	29.499	<b>183</b>	<b>31.611</b>		<b>201</b>

<b>21</b>	Alessio Picariello, BEL/ ,								<b>theoretical besttime: 1:42.900</b>								
1	2:32.657	1:20.190	125	34.471	127	37.996			7	1:54.371	52.970	169	28.542	176	32.859		171
2	1:57.987	53.902		29.611	145	34.474		150	8	1:46.946	47.523	182	28.273	174	31.150		195
3	1:51.025	50.291		27.881	177	32.853		180	9	1:58.060			178	31.155			184
4	1:45.832	47.888	182	26.773	179	31.171		194	10	1:55.571	57.011	110	27.753	183	30.807		204
5	1:51.605	46.609		26.445	184	38.551		202	11	<b>1:43.118</b>	46.218	<b>186</b>	26.289	<b>186</b>	<b>30.611</b>		204
6	6:29.555	5:22.166	154	30.605	145	36.784			12	1:51.345	<b>46.019</b>	185	<b>26.270</b>	185	39.056		<b>204</b>



# Formel ADAC

## Start Grid Rennen 1

Provisional

Reg. Nr.: KNAF 0301.12.116

Saturday 5.5.2012 15:00



**ADAC Masters  
Weekend**

Circuit Park Zandvoort, Length: 4307 m

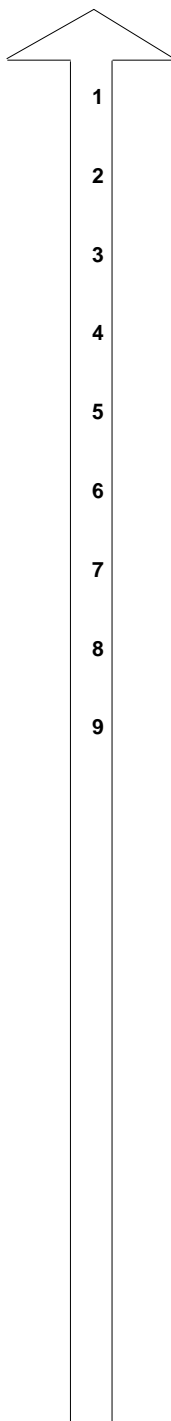
Air temperature: 9.1°C

Track temperature: 11.6°C

Weather condition: Dry

### POLE POSITION

<b>3 Lotus</b> Marvin Kirchhöfer	1:41.670
<b>15 Neuhauser Racing</b> Thomas Jäger	1:42.502
<b>14 Neuhauser Racing</b> Gustav Malja	1:42.605
<b>2 Lotus</b> Kuba Dalewski	1:43.092
<b>21 G&amp;J /Schiller Motorsport</b> Alessio Picariello	1:43.118
<b>8 Mücke-Motorsport</b> Roy Nissany	1:43.306
<b>9 Mücke-Motorsport</b> Florian Herzog	1:43.649
<b>17 Team KUG Motorsport</b> Nicolas Pohler	1:44.272
<b>20 HS Engineering</b> Felix Wieland	1:50.235

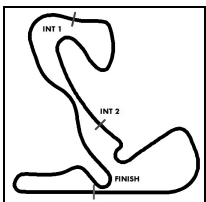


<b>10 Mücke-Motorsport</b> Luca Caspari	1:42.201
<b>12 Mücke-Motorsport</b> Jason Kremer	1:42.541
<b>11 Mücke-Motorsport</b> Hendrik Grapp	1:43.070
<b>7 Lotus</b> Jeffrey Schmidt	1:43.105
<b>6 Lotus</b> Indy Dontje	1:43.282
<b>5 Lotus</b> Beitske Visser	1:43.358
<b>19 G&amp;J /Schiller Motorsport</b> Sebastian Balthasar	1:43.832
<b>18 KSW-Motorsport</b> Kim Alexander Giersiepen	1:45.360

Publications Time:

Race Director:

Time Keeping:



# Formel ADAC

## Start Grid Rennen 2



Provisional

Reg. Nr.: KNAF 0301.12.116

Sunday 6.5.2012 09:40

**ADAC Masters  
Weekend**

Circuit Park Zandvoort, Length: 4307 m

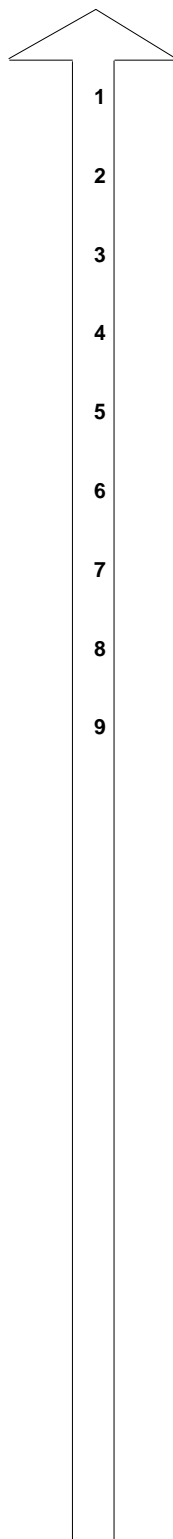
Air temperature: 9.1°C

Track temperature: 11.6°C

Weather condition: Dry

### POLE POSITION

<b>3 Lotus</b> Marvin Kirchhöfer	(1.)
<b>12 Mücke-Motorsport</b> Jason Kremer	(3.)
<b>6 Lotus</b> Indy Dontje	(5.)
<b>9 Mücke-Motorsport</b> Florian Herzog	(7.)
<b>11 Mücke-Motorsport</b> Hendrik Grapp	(9.)
<b>18 KSW-Motorsport</b> Kim Alexander Giersiepen	(11.)
<b>8 Mücke-Motorsport</b> Roy Nissany	(13.)
<b>15 Neuhauser Racing</b> Thomas Jäger	(15.)
<b>14 Neuhauser Racing</b> Gustav Malja	(17.)



<b>10 Mücke-Motorsport</b> Luca Caspari	(2.)
<b>2 Lotus</b> Kuba Dalewski	(4.)
<b>5 Lotus</b> Beitske Visser	(6.)
<b>19 G&amp;J /Schiller Motorsport</b> Sebastian Balthasar	(8.)
<b>17 Team KUG Motorsport</b> Nicolas Pohler	(10.)
<b>21 G&amp;J /Schiller Motorsport</b> Alessio Picariello	(12.)
<b>20 HS Engineering</b> Felix Wieland	(14.)
<b>7 Lotus</b> Jeffrey Schmidt	(16.)

Publications Time:

Race Director:

Time Keeping: