

Results Rennen 2

Provisional

Motorsport Arena Oschersleben, Length: 3696 m

Air temperature: 7.4°C

Track temperature: 14.5°C

Weather condition: Dry

DMSB - Reg. Nr.: 63/2012
Sunday 1.4.2012 11:20

ADAC Masters
Weekend

started : 17 classified : 17 not classified : 0

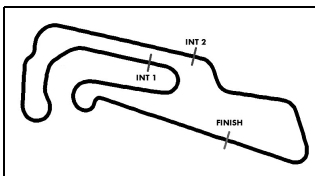
	Drivers	Team	Car	Laps	Total Time	Gap	Kph	Lap	Time	Kph
1	15 T.Jäger (AUT)	Neuhauser Racing(AUT)	Formel ADAC powerd by Volksw.	17	26:15.519		143,6	4	1:30.195	147,5
2	21 C.Picariello (BEL)	G&J /Schiller Motorsport(DEU)	Formel ADAC powerd by Volksw.	17	26:16.901	1.382	143,4	4	1:30.722	146,7
3	2 K.Dalewski (POL)	Lotus(DEU)	Formel ADAC powerd by Volksw.	17	26:17.174	1.655	143,4	6	1:30.616	146,8
4	14 G.Malja (SWE)	Neuhauser Racing(AUT)	Formel ADAC powerd by Volksw.	17	26:17.589	2.070	143,4	6	1:30.789	146,6
5	5 B.Visser (NLD)	Lotus(DEU)	Formel ADAC powerd by Volksw.	17	26:20.799	5.280	143,1	4	1:30.765	146,6
6	12 J.Kremer (DEU)	Mücke-motorsport(DEU)	Formel ADAC powerd by Volksw.	17	26:23.260	7.741	142,9	3	1:30.804	146,5
7	10 L.Caspari (DEU)	Mücke-motorsport(DEU)	Formel ADAC powerd by Volksw.	17	26:24.800	9.281	142,7	6	1:30.399	147,2
8	8 R.Nissany (ISR)	Mücke-motorsport(DEU)	Formel ADAC powerd by Volksw.	17	26:30.072	14.553	142,3	6	1:30.648	146,8
9	19 S.Balthasar (DEU)	G&J /Schiller Motorsport(DEU)	Formel ADAC powerd by Volksw.	17	26:30.381	14.862	142,2	4	1:30.583	146,9
10	9 F.Herzog (DEU)	Mücke-motorsport(DEU)	Formel ADAC powerd by Volksw.	17	26:30.493	14.974	142,2	3	1:31.019	146,2
11	11 H.Grapp (DEU)	ADAC Berlin-Brandenburg e.V.(DEU)	Formel ADAC powerd by Volksw.	17	26:33.813	18.294	141,9	4	1:30.709	146,7
12	6 I.Dontje (NLD)	Lotus(DEU)	Formel ADAC powerd by Volksw.	17	26:36.516	20.997	141,7	3	1:30.783	146,6
13	17 N.Pohler (DEU)	Team KUG Motorsport(DEU)	Formel ADAC powerd by Volksw.	17	26:41.044	25.525	141,3	4	1:31.872	144,8
14	20 F.Wieland (DEU)	HS Engineering(AUT)	Formel ADAC powerd by Volksw.	17	26:41.442	25.923	141,2	7	1:31.960	144,7
15	18 K.Giersiepen (DEU)	SP.: ADAC Westfalen Team Sport	Formel ADAC powerd by Volksw.	17	27:01.598	46.079	139,5	6	1:32.945	143,2
16	7 J.Schmidt (CHE)	Lotus(DEU)	Formel ADAC powerd by Volksw.	15	23:05.496	2LAPS	144,1	3	1:30.231	147,5
17	3 M.Kirchhöfer (DEU)	Lotus(DEU)	Formel ADAC powerd by Volksw.	15	23:05.768	2LAPS	144,0	4	1:30.194	147,5

Fastest lap of the race. Car 3 driver on lap 4. Time 1:30.194, average speed 147,5 km/h.

Publications Time:

Race Director:

Time Keeping:



Lap chart Rennen 2

Provisional



Motorsport Arena Oschersleben, Length: 3696 m

Sunday 1.4.2012 11:20

POS	1	2	3	4	5	6	7	8	9	10	11	12	13	14	15	16	17	18	19
LAP 1	7	3	15	21	5	14	6	8	9	10	12	2	19	11	17	18	20		
LAP 2	7	3	15	21	5	14	8	6	9	12	10	2	19	11	17	18	20		
LAP 3	7	3	15	21	5	14	8	6	9	12	10	2	19	11	17	20	18		
LAP 4	7	3	15	21	5	14	8	6	9	10	12	2	19	11	17	20	18		
LAP 5	7	3	15	21	5	14	8	6	10	2	9	12	19	11	17	20	18		
LAP 6	7	3	15	21	5	14	8	6	10	2	12	9	19	11	17	20	18		
LAP 7	7	3	15	21	5	14	8	6	10	2	12	9	19	11	17	20	18		
LAP 8	7	3	15	21	5	14	10	8	6	2	12	9	19	11	17	20	18		
LAP 9	7	3	15	21	5	14	10	8	2	12	6	9	19	11	17	20	18		
LAP 10	7	3	15	21	5	14	10	2	12	8	6	9	19	11	17	20	18		
LAP 11	7	3	15	21	5	14	2	12	10	8	9	6	19	11	20	17	18		
LAP 12	7	3	15	21	5	14	2	12	10	8	9	19	11	6	20	17	18		
LAP 13	7	3	15	21	5	14	2	12	10	8	9	19	11	6	20	17	18		
LAP 14	7	3	15	21	5	14	2	12	10	8	9	19	11	6	20	17	18		
LAP 15	7	3	15	21	5	2	14	12	10	8	19	9	11	6	17	20	18		
LAP 16	15	21	2	14	5	12	10	8	19	9	11	6	17	20	18				
LAP 17	15	21	2	14	5	12	10	8	19	9	11	6	17	20	18				

. - PIT STOP ' - LAP BEHIND



Lap analysis Rennen 2

Provisional

Motorsport Arena Oschersleben, Length: 3696 m

Air temperature: 7.4°C

Track temperature: 14.4°C

Weather condition: Dry

DMSB - Reg. Nr.: 63/2012
Sunday 1.4.2012 11:20

ADAC Masters
Weekend

Lap	Time	SE1	SP1	SE2	SP2	SE3	SP3	TSP	Lap	Time	SE1	SP1	SE2	SP2	SE3	SP3	TSP
2	Kuba Dalewski (POL), POL/ ,								theoretical besttime: 1:30.600								
1	1:43.845	46.049	155	31.451	197	26.345	161		10	1:33.412	36.647	164	30.928	196	25.837	160	190
2	1:31.923	35.976	164	30.545	196	25.402	162	194	11	1:32.090	35.513	163	30.623	195	25.954	160	192
3	1:30.870	35.223	163	30.342	195	25.305	161	195	12	1:31.992	35.750	162	30.622	193	25.620	161	192
4	1:30.772	35.293	165	30.257	196	25.222	163	194	13	1:31.817	35.636	164	30.724	194	25.457	161	193
5	1:31.675	35.633	165	30.646	193	25.396	162	195	14	1:32.493	35.650	164	31.003	194	25.840	163	193
6	1:30.616	35.141	165	30.273	195	25.202	162	194	15	1:33.748	36.425	165	31.427	193	25.896	162	195
7	1:30.874	35.271	163	30.399	194	25.204	163	195	16	1:32.905	36.033	164	31.072	193	25.800	161	197
8	1:32.494	35.473	165	31.263	187	25.758	162	196	17	1:33.977	36.533	164	31.369	191	26.075	161	181
9	1:31.671	35.569	163	30.655	195	25.447	163	194									

Lap	Time	SE1	SP1	SE2	SP2	SE3	SP3	TSP	Lap	Time	SE1	SP1	SE2	SP2	SE3	SP3	TSP
3	Marvin Kirchhöfer (DEU), DEU/ ,								theoretical besttime: 1:30.098								
1	1:38.334	42.368	162	30.618	195	25.348	162	165	9	1:31.941	35.852	164	30.535	196	25.554	162	196
2	1:30.610	35.325	164	30.059	197	25.226	162	195	10	1:32.693	36.066	165	30.823	197	25.804	161	195
3	1:30.385	35.261	165	30.177	195	24.947	162	195	11	1:33.107	36.407	165	30.926	196	25.774	161	196
4	1:30.194	35.108	166	30.043	195	25.043	162	195	12	1:33.186	36.210	164	31.117	193	25.859	161	195
5	1:30.566	35.152	166	30.221	196	25.193	162	196	13	1:33.122	36.134	165	30.852	196	26.136	161	195
6	1:30.938	35.388	165	30.339	196	25.211	164	196	14	1:33.265	36.322	164	30.823	195	26.120	161	195
7	1:31.794	35.821	165	30.441	196	25.532	163	198	15	1:33.396	36.620	165	30.959	194	25.817	162	195
8	1:32.237	36.134	165	30.594	196	25.509	162	197									

Lap	Time	SE1	SP1	SE2	SP2	SE3	SP3	TSP	Lap	Time	SE1	SP1	SE2	SP2	SE3	SP3	TSP
5	Beitske Visser (NLD), NED/ ,								theoretical besttime: 1:30.600								
1	1:40.508	43.487	162	31.182	194	25.839	162	167	10	1:32.413	35.861	165	30.811	199	25.741	160	197
2	1:31.209	35.512	166	30.373	198	25.324	164	196	11	1:32.571	35.819	165	30.976	193	25.776	163	198
3	1:30.889	35.359	165	30.140	193	25.390	164	198	12	1:32.918	36.048	164	31.010	196	25.860	162	195
4	1:30.765	35.486	166	30.178	198	25.101	164	196	13	1:33.591	36.499	166	31.240	195	25.852	162	197
5	1:30.993	35.551	167	30.301	199	25.141	164	198	14	1:33.844	36.303	166	31.222	192	26.319	163	196
6	1:31.039	35.612	166	30.265	196	25.162	163	196	15	1:33.891	36.414	165	31.464	193	26.013	163	198
7	1:31.858	35.755	161	30.661	197	25.442	164	198	16	1:35.939	37.228	164	32.104	185	26.607	160	195
8	1:31.796	35.900	164	30.596	195	25.300	163	192	17	1:34.834	36.635	162	31.646	192	26.553	161	193
9	1:31.741	35.535	165	30.731	195	25.475	164	198									

Lap	Time	SE1	SP1	SE2	SP2	SE3	SP3	TSP	Lap	Time	SE1	SP1	SE2	SP2	SE3	SP3	TSP
6	Indy Dontje (NLD), NED/ ,								theoretical besttime: 1:30.783								
1	1:41.221	43.959	163	31.286	195	25.976	161	168	10	1:33.843	36.698	161	31.046	191	26.099	159	191
2	1:32.025	36.150	162	30.655	193	25.220	161	196	11	1:34.543	36.414	162	31.514	189	26.615	159	192
3	1:30.783	35.423	163	30.229	194	25.131	162	194	12	1:36.200	36.919	162	31.477	190	27.804	158	192
4	1:30.875	35.458	163	30.246	194	25.171	161	194	13	1:34.645	36.904	161	31.424	190	26.317	158	190
5	1:31.373	35.608	164	30.454	193	25.311	161	193	14	1:34.181	36.378	162	31.548	188	26.255	159	190
6	1:31.190	35.448	163	30.552	192	25.190	161	195	15	1:34.601	36.592	161	31.619	188	26.390	158	189
7	1:31.547	35.588	163	30.593	192	25.366	161	193	16	1:35.656	37.229	160	31.908	188	26.519	158	188
8	1:34.005	36.647	162	31.266	184	26.092	160	194	17	1:35.979	37.701	160	31.790	188	26.488	158	178
9	1:33.849	36.695	161	31.040	191	26.114	158	190									

Lap	Time	SE1	SP1	SE2	SP2	SE3	SP3	TSP	Lap	Time	SE1	SP1	SE2	SP2	SE3	SP3	TSP
7	Jeffrey Schmidt (CHE), SUI/ ,								theoretical besttime: 1:30.178								
1	1:37.786	41.837	161	30.611	194	25.338	160	161	9	1:31.906	35.807	163	30.579	194	25.520	160	191
2	1:30.729	35.451	162	30.118	194	25.160	161	192	10	1:32.763	36.129	162	30.776	194	25.858	159	190
3	1:30.231	35.179	163	30.028	194	25.024	161	191	11	1:33.038	36.439	163	30.928	193	25.671	159	191
4	1:30.321	35.126	164	30.140	194	25.055	161	192	12	1:33.144	36.217	161	31.062	192	25.865	159	191
5	1:30.626	35.195	163	30.208	194	25.223	160	192	13	1:33.166	36.277	163	30.921	192	25.968	159	190
6	1:30.996	35.460	163	30.344	192	25.192	161	191	14	1:33.252	36.325	163	30.970	191	25.957	160	191
7	1:31.838	35.780	163	30.629	192	25.429	160	192	15	1:33.512	36.441	163	31.107	191	25.964	160	191
8	1:32.188	36.164	162	30.587	193	25.437	160	191									

Lap	Time	SE1	SP1	SE2	SP2	SE3	SP3	TSP	Lap	Time	SE1	SP1	SE2	SP2	SE3	SP3	TSP
8	Roy Nissany (ISR), ISR/ ,								theoretical besttime: 1:30.566								
1	1:41.426	44.389	163	31.219	197	25.818	163	169	10	1:35.541	36.638	161	31.078	193	27.825	160	193
2	1:31.046	35.512	164	30.208	198	25.326	164	201	11	1:33.863	36.490	162	31.227	195	26.146	160	198
3	1:31.071	35.513	162	30.335	196	25.223	163	200	12	1:33.979	36.471	163	31.280	193	26.228	161	196
4	1:30.855	35.330	165	30.210	198	25.315	164	198	13	1:33.403	36.154	163	31.241	191	26.008	160	195
5	1:31.240	35.654	165	30.183	198	25.403	162	197	14	1:34.085	36.358	163	31.337	191	26.390	160	194
6	1:30.648	35.160	165	30.236	198	25.252	164	198	15	1:34.042	36.298	163	31.584	191	26.160	160	193



Lap analysis Rennen 2

Provisional

Motorsport Arena Oschersleben, Length: 3696 m

Air temperature: 7.4°C

Track temperature: 14.4°C

Weather condition: Dry

DMSB - Reg. Nr.: 63/2012
Sunday 1.4.2012 11:20

ADAC Masters
Weekend

Lap	Time	SE1	SP1	SE2	SP2	SE3	SP3	TSP	Lap	Time	SE1	SP1	SE2	SP2	SE3	SP3	TSP
7	1:31.727	35.830	163	30.583	197	25.314	163	201	16	1:34.924	36.780	161	31.578	190	26.566	159	192
8	1:33.124	35.896	164	30.514	197	26.714	162	199	17	1:35.670	36.677	160	31.890	190	27.103	157	192
9	1:33.428	36.323	161	31.139	193	25.966	160	198									

9 Florian Herzog (DEU), DEU/ ,

theoretical besttime: 1:30.994

1	1:42.190	45.277	159	31.256	194	25.657	160	168	10	1:32.591	36.052	161	30.810	194	25.729	159	190
2	1:31.577	35.818	163	30.533	193	25.226	160	194	11	1:33.125	35.936	161	31.167	194	26.022	159	193
3	1:31.019	35.591	162	30.251	195	25.177	160	194	12	1:33.919	36.324	162	30.951	195	26.644	157	194
4	1:31.347	35.664	163	30.457	193	25.226	160	194	13	1:33.292	36.250	163	31.132	193	25.910	160	192
5	1:33.872	36.616	163	31.097	189	26.159	159	195	14	1:34.099	36.259	164	31.291	193	26.549	158	194
6	1:32.139	36.269	162	30.478	194	25.392	161	192	15	1:34.533	36.938	164	31.719	191	25.876	160	193
7	1:31.638	35.685	161	30.801	192	25.152	161	194	16	1:34.561	36.392	163	31.473	194	26.696	159	194
8	1:32.685	35.951	162	31.001	191	25.733	159	193	17	1:35.385	36.704	163	31.705	193	26.976	161	184
9	1:32.521	36.029	160	30.896	193	25.596	158	191									

10 Luca Caspari (DEU), DEU/ ,

theoretical besttime: 1:30.229

1	1:42.817	45.586	162	31.128	196	26.103	161	173	10	1:31.822	35.660	163	30.507	196	25.655	161	193
2	1:31.990	36.593	163	30.054	196	25.343	160	195	11	1:39.321	35.548	164	30.953	198	32.820	158	196
3	1:30.750	35.318	163	30.312	196	25.120	162	195	12	1:33.825	36.542	163	31.240	192	26.043	160	192
4	1:30.764	35.332	164	30.132	198	25.300	164	196	13	1:32.910	35.953	164	30.831	193	26.126	160	192
5	1:31.391	35.959	163	30.158	194	25.274	161	194	14	1:33.090	36.297	162	30.914	192	25.879	160	192
6	1:30.399	35.100	164	30.224	196	25.075	163	194	15	1:33.132	36.126	163	31.078	192	25.928	160	193
7	1:31.086	35.379	162	30.403	197	25.304	163	196	16	1:33.713	36.420	163	30.938	193	26.355	160	192
8	1:31.699	35.715	164	30.288	195	25.696	160	194	17	1:34.640	36.930	162	31.363	192	26.347	160	192
9	1:31.451	35.577	163	30.565	195	25.309	161	192									

11 Hendrik Grapp (DEU), DEU/ ,

theoretical besttime: 1:30.709

1	1:44.443	46.153	162	31.757	195	26.533	162	176	10	1:32.968	35.913	163	31.320	192	25.735	160	196
2	1:32.696	36.466	163	30.804	193	25.426	161	197	11	1:33.722	36.103	162	31.419	191	26.200	159	193
3	1:31.217	35.410	163	30.543	194	25.264	162	196	12	1:34.077	36.280	162	31.416	194	26.381	159	194
4	1:30.709	35.204	164	30.369	195	25.136	162	196	13	1:33.350	36.127	163	31.396	192	25.827	159	193
5	1:31.725	35.940	163	30.505	194	25.280	161	195	14	1:33.483	36.209	162	31.344	191	25.930	159	192
6	1:32.540	36.377	164	30.835	191	25.328	161	197	15	1:33.988	36.255	163	31.779	192	25.954	160	193
7	1:31.779	35.586	163	30.786	193	25.407	161	195	16	1:36.711	37.207	161	32.764	182	26.740	158	193
8	1:32.045	35.603	163	30.801	193	25.641	160	196	17	1:35.593	37.164	160	31.816	189	26.613	159	190
9	1:32.767	35.906	163	31.065	194	25.796	161	197									

12 Jason Kremer (DEU), DEU/ ,

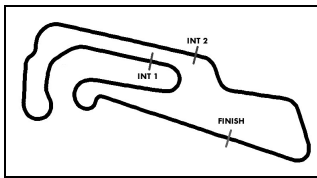
theoretical besttime: 1:30.721

1	1:43.103	45.929	159	31.191	194	25.983	162		10	1:33.076	36.038	161	30.680	195	26.358	158	191
2	1:31.139	35.608	163	30.274	196	25.257	162	196	11	1:33.099	36.153	162	30.721	194	26.225	157	192
3	1:30.804	35.429	164	30.233	197	25.142	161	196	12	1:32.389	36.022	162	30.759	192	25.608	159	191
4	1:31.703	36.227	165	30.254	196	25.222	162	198	13	1:32.455	35.930	162	30.738	192	25.787	159	192
5	1:33.342	36.558	163	30.738	195	26.046	160	196	14	1:32.964	36.147	162	30.963	192	25.854	159	191
6	1:30.898	35.482	163	30.339	194	25.077	162	193	15	1:33.270	36.211	162	31.156	191	25.903	160	192
7	1:30.954	35.411	163	30.421	195	25.122	161	195	16	1:34.049	36.318	162	31.387	191	26.344	158	192
8	1:31.551	35.514	163	30.437	194	25.600	161	195	17	1:35.190	36.969	160	31.638	191	26.583	154	190
9	1:33.274	36.458	163	31.160	195	25.656	158	196									

14 Gustav Malja (SWE), SWE/ ,

theoretical besttime: 1:30.522

1	1:40.859	43.615	165	31.303	197	25.941	162	166	10	1:32.353	35.801	164	30.918	196	25.634	162	196
2	1:31.397	35.529	165	30.517	196	25.351	162	198	11	1:32.648	35.758	165	31.150	195	25.740	162	198
3	1:30.879	35.117	165	30.225	197	25.537	162	195	12	1:32.947	35.878	164	31.177	194	25.892	162	197
4	1:31.111	35.237	165	30.255	198	25.619	161	196	13	1:33.747	36.209	166	31.568	192	25.970	162	195
5	1:30.993	35.537	164	30.211	196	25.245	162	194	14	1:33.502	35.938	166	31.356	192	26.208	162	196
6	1:30.789	35.066	165	30.358	196	25.365	162	195	15	1:34.200	36.851	165	31.376	194	25.973	162	195
7	1:31.666	35.549	163	30.703	196	25.414	163	197	16	1:33.348	36.266	163	31.223	191	25.859	161	199
8	1:32.013	35.850		30.689	192	25.474	162	196	17	1:33.602	36.158	165	31.054	195	26.390	162	194
9	1:31.535	35.381	163	30.670	195	25.484	162	196									



Lap analysis Rennen 2

Provisional

Motorsport Arena Oschersleben, Length: 3696 m

Air temperature: 7.4°C

Track temperature: 14.4°C

Weather condition: Dry

DMSB - Reg. Nr.: 63/2012
Sunday 1.4.2012 11:20

ADAC Masters
Weekend

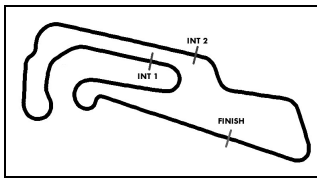
Lap	Time	SE1	SP1	SE2	SP2	SE3	SP3	TSP	Lap	Time	SE1	SP1	SE2	SP2	SE3	SP3	TSP
15	Thomas Jäger (AUT), AUT/ ,								theoretical besttime: 1:30.009								
1	1:39.520	42.816	161	31.123	194	25.581	161	163	10	1:32.135	35.870	163	30.742	194	25.523	160	190
2	1:31.050	35.563	163	30.221	193	25.266	161	192	11	1:32.031	35.653	163	30.851	192	25.527	161	191
3	1:30.548	35.312	164	30.325	193	24.911	161	191	12	1:32.861	35.941	164	31.108	193	25.812	161	192
4	1:30.195	35.126	164	30.183	194	24.886	161	192	13	1:33.188	36.313	164	31.130	192	25.745	161	195
5	1:30.255	35.091	163	30.032	194	25.132	160	193	14	1:33.480	36.273	164	31.443	190	25.764	161	194
6	1:32.275	35.223	164	31.219	183	25.833	161	192	15	1:33.325	36.480	164	31.208	191	25.637	161	192
7	1:31.309	35.452	163	30.501	192	25.356	161	192	16	1:34.306	36.372	162	31.554	189	26.380	158	193
8	1:31.188	35.519	163	30.472	193	25.197	161	192	17	1:34.967	36.968	162	31.598	189	26.401	153	189
9	1:32.886	35.429	164	30.959	189	26.498	159	192									

17	Nicolas Pohler (DEU), DEU/ ,								theoretical besttime: 1:31.872								
1	1:45.377	46.594	161	32.093	186	26.690	160	172	10	1:33.531	36.321	161	31.109	192	26.101	158	189
2	1:32.700	36.217	162	30.751	194	25.732	160	193	11	1:33.943	36.188	161	31.239	191	26.516	159	190
3	1:32.293	35.777	162	30.725	192	25.791	160	193	12	1:34.837	37.373	162	31.364	191	26.100	159	195
4	1:31.872	35.713	162	30.592	193	25.567	159	192	13	1:33.993	36.424	162	31.204	192	26.365	158	192
5	1:32.408	35.911	162	30.820	192	25.677	159	190	14	1:34.766	36.756	163	31.539	192	26.471	159	193
6	1:32.083	35.718	162	30.655	191	25.710	160	191	15	1:35.261	36.529	163	32.161	188	26.571	158	193
7	1:32.519	35.905	161	30.816	191	25.798	159	191	16	1:35.236	36.969	160	31.704	189	26.563	158	189
8	1:32.523	35.916	161	30.815	191	25.792	160	191	17	1:34.860	36.804	161	31.390	189	26.666	157	190
9	1:32.842	36.080	160	30.839	193	25.923	158	190									

18	Kim Alexander Giersiepen (DEU), DEU/ ,								theoretical besttime: 1:32.778								
1	1:45.762	46.994	160	31.921	192	26.847	160	162	10	1:35.523	37.288	154	32.047	188	26.188	155	185
2	1:33.270	36.337	160	30.946	193	25.987	159	194	11	1:35.591	36.833	158	32.015	182	26.743	155	185
3	1:33.921	36.131	160	31.186	189	26.604	159	190	12	1:35.557	36.778	158	32.337	186	26.442	156	186
4	1:33.014	36.209	157	31.013	191	25.792	158	192	13	1:36.239	37.225	158	32.423	185	26.591	156	186
5	1:33.259	36.146	160	31.193	189	25.920	157	189	14	1:35.710	36.947	159	32.183	185	26.580	155	186
6	1:32.945	36.040	160	31.099	189	25.806	158	190	15	1:35.454	36.829	158	32.160	185	26.465	156	186
7	1:33.473	36.155	160	31.484	188	25.834	158	189	16	1:36.392	37.543	158	32.168	186	26.681	156	185
8	1:33.606	36.297	159	31.431	187	25.878	157	189	17	1:36.701	37.314	157	32.512	185	26.875	155	185
9	1:35.181	36.528	157	31.914	187	26.739	156	187									

19	Sebastian Balthasar (DEU), DEU/ ,								theoretical besttime: 1:30.510								
1	1:44.056	45.129	161	31.329	191	27.598	161	165	10	1:32.463	35.931	162	30.952	194	25.580	160	193
2	1:32.673	36.702	161	30.442	193	25.529	160	195	11	1:33.420	35.988	163	31.399	190	26.033	161	192
3	1:31.111	35.595	161	30.229	193	25.287	161	193	12	1:34.388	36.943	162	31.696	190	25.749	158	197
4	1:30.583	35.208	164	30.302	195	25.073	161	192	13	1:32.660	36.031	163	31.000	193	25.629	160	191
5	1:31.924	35.487	163	30.546	196	25.891	161	192	14	1:33.607	36.266	163	31.408	188	25.933	159	194
6	1:32.090	36.440	163	30.388	195	25.262	162	196	15	1:33.939	36.712	162	31.384	191	25.843	159	192
7	1:31.898	35.593	163	30.841	193	25.464	161	196	16	1:34.903	36.478	162	31.643	192	26.782	158	193
8	1:32.412	35.798	163	30.970	191	25.644	162	195	17	1:35.472	36.622	162	31.752	191	27.098	158	192
9	1:32.782	36.016	162	30.804	196	25.962	160	195									

20	Felix Wieland (DEU), DEU/ ,								theoretical besttime: 1:31.854								
1	1:46.107	47.522	162	32.018	193	26.567	162	167	10	1:32.838	35.874	163	31.042	194	25.922	160	192
2	1:33.327	36.626	163	30.927	193	25.774	160	195	11	1:33.355	36.184	165	31.101	195	26.070	157	194
3	1:33.078	36.171	164	30.847	195	26.060	160	196	12	1:34.398	37.164	162	31.119	192	26.115	157	192
4	1:32.157	35.691	162	30.721	193	25.745	160	193	13	1:34.167	36.120	163	31.779	192	26.268	158	192
5	1:32.157	35.768	162	30.627	193	25.762	160	191	14	1:34.685	36.590	163	31.869	190	26.226	159	192
6	1:32.285	35.681	164	30.776	193	25.828	160	192	15	1:36.123	36.622	163	32.841	192	26.660	161	193
7	1:31.960	35.751	162	30.652	192	25.557	161	192	16	1:35.039	37.232	162	31.600	193	26.207	161	190
8	1:32.116	35.670	162	30.788	192	25.658	161	195	17	1:35.142	37.192		31.163	195	26.787	159	180
9	1:32.508	35.884	162	30.801	194	25.823	160	191									



Lap analysis Rennen 2

Provisional

Motorsport Arena Oschersleben, Length: 3696 m

Air temperature: 7.4°C

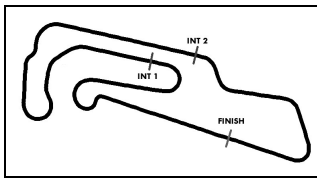
Track temperature: 14.4°C

Weather condition: Dry

DMSB - Reg. Nr.: 63/2012
Sunday 1.4.2012 11:20

ADAC Masters
Weekend

Lap	Time	SE1	SP1	SE2	SP2	SE3	SP3	TSP	Lap	Time	SE1	SP1	SE2	SP2	SE3	SP3	TSP
21	Clemente Picariello (BEL), BEL/ ,								theoretical besttime: 1:30.655								
1	1:40.085	42.994	162	31.388	193	25.703	161	161	10	1:32.350	35.853	161	30.939	193	25.558	159	191
2	1:31.294	35.702	162	30.389	193	25.203	160	194	11	1:32.363	35.938	161	30.884	192	25.541	159	192
3	1:31.015	35.388	162	30.366	192	25.261	160	192	12	1:33.225	36.124	161	31.341	190	25.760	158	191
4	1:30.722	35.455	162	30.238	193	25.029	160	192	13	1:33.505	36.545	161	31.161	190	25.799	159	190
5	1:30.973	35.618	162	30.277	193	25.078	159	192	14	1:33.865	36.413	161	31.437	189	26.015	159	190
6	1:31.008	35.501	162	30.352	191	25.155	160	191	15	1:33.706	36.525	161	31.317	190	25.864	159	190
7	1:31.956	35.951	161	30.599	191	25.406	160	193	16	1:33.322	36.191	161	31.238	189	25.893	158	190
8	1:31.560	35.792	161	30.510	191	25.258	160	192	17	1:34.108	36.595	161	31.434	190	26.079	158	189
9	1:31.844	35.637	160	30.803	192	25.404	160	191									



Vmax list Rennen 2

Provisional

Motorsport Arena Oschersleben, Length: 3696 m

Air temperature: 7.4°C

Track temperature: 14.4°C

Weather condition: Dry

DMSB - Reg. Nr.: 63/2012
Sunday 1.4.2012 11:20

ADAC Masters
Weekend

Nr	Team, Car, Driver, Nat	Top speed
8	Mücke-motorsport, Formel ADAC power by Volkswagen Nissany (ISR) Roy , ISR	201,27 km/h
14	Neuhauser Racing, Formel ADAC power by Volkswagen Malja (SWE) Gustav , SWE	198,63 km/h
5	Lotus, Formel ADAC power by Volkswagen Visser (NLD) Beitske , NED	198,38 km/h
12	Mücke-motorsport, Formel ADAC power by Volkswagen Kremer (DEU) Jason , DEU	198,01 km/h
3	Lotus, Formel ADAC power by Volkswagen Kirchhöfer (DEU) Marvin , DEU	197,83 km/h
11	ADAC Berlin-Brandenburg e.V., Formel ADAC power by Volkswagen Grapp (DEU) Hendrik , DEU	197,00 km/h
2	Lotus, Formel ADAC power by Volkswagen Dalewski (POL) Kuba , POL	196,89 km/h
19	G&J /Schiller Motorsport, Formel ADAC power by Volkswagen Balthasar (DEU) Sebastian , DEU	196,75 km/h
10	Mücke-motorsport, Formel ADAC power by Volkswagen Caspari (DEU) Luca , DEU	196,42 km/h
20	HS Engineering, Formel ADAC power by Volkswagen Wieland (DEU) Felix , DEU	195,85 km/h
6	Lotus, Formel ADAC power by Volkswagen Dontje (NLD) Indy , NED	195,64 km/h
17	Team KUG Motorsport, Formel ADAC power by Volkswagen Pohler (DEU) Nicolas , DEU	195,11 km/h
9	Mücke-motorsport, Formel ADAC power by Volkswagen Herzog (DEU) Florian , DEU	194,89 km/h
15	Neuhauser Racing, Formel ADAC power by Volkswagen Jäger (AUT) Thomas , AUT	194,54 km/h
18	SP.: ADAC Westfalen Team Sport, Formel ADAC power by Volkswagen Giersiepen (DEU) Kim Alexander , DEU	194,09 km/h
21	G&J /Schiller Motorsport, Formel ADAC power by Volkswagen Picariello (BEL) Clemente , BEL	193,77 km/h
7	Lotus, Formel ADAC power by Volkswagen Schmidt (CHE) Jeffrey , SUI	192,08 km/h