



ADAC Formel Masters

Result List Rennen 1



Provisional

DMSB Reg. Nr.: 63/2012
Deutscher Motor Sport Bund e.V.

Saturday 31.3.2012 15:00

**ADAC Masters
Weekend**

Motorsport Arena Oschersleben, Length: 3696 m

Air temperature: °C

Track temperature: °C

Weather condition: Dry

started : 17

classified : 16

not classified : 1

	Sponsor Drivers	Team (Nat) Car	Laps	Total Time	Gap	Kph	Lap	Time	Kph
1	3 Lotus M.Kirchhöfer(GER)	Lotus(GER) Formel ADAC power by Volkswagen	15	25:00.470		133,0	3	1:30.358	147,3
2	12 Mücke-Motorsport J.Kremer(GER)	Mücke-Motorsport(GER) Formel ADAC power by Volkswagen	15	25:12.279	11.809	132,0	3	1:31.316	145,7
3	7 Lotus J.Schmidt(SUI)	Lotus(GER) Formel ADAC power by Volkswagen	15	25:18.272	17.802	131,5	3	1:31.363	145,6
4	9 Mücke-Motorsport F.Herzog(GER)	Mücke-Motorsport(GER) Formel ADAC power by Volkswagen	15	25:20.154	19.684	131,3	6	1:31.881	144,8
5	14 Neuhauser Racing G.Malja(SWE)	Neuhauser Racing(AUT) Formel ADAC power by Volkswagen	15	25:28.245	27.775	130,6	3	1:30.776	146,6
6	11 ADAC Berlin-Brandenburg e.V. H.Grapp(GER)	Mücke-Motorsport(GER) Formel ADAC power by Volkswagen	15	25:37.554	37.084	129,8	3	1:31.948	144,7
7	10 Mücke-Motorsport L.Caspari(GER)	Mücke-Motorsport(GER) Formel ADAC power by Volkswagen	15	25:45.189	44.719	129,2	3	1:30.774	146,6
8	15 Neuhauser Racing T.Jäger(AUT)	Neuhauser Racing(AUT) Formel ADAC power by Volkswagen	15	25:46.576	46.106	129,0	4	1:31.472	145,5
9	5 Lotus B.Visser(NED)	Lotus(GER) Formel ADAC power by Volkswagen	15	25:48.132	47.662	128,9	3	1:31.691	145,1
10	21 G&J /Schiller Motorsport A.Picariello(BEL)	G&J /Schiller Motorsport(GER) Formel ADAC power by Volkswagen	15	25:52.418	51.948	128,6	3	1:31.575	145,3
11	20 HS Engineering F.Wieland(GER)	HS Engineering(AUT) Formel ADAC power by Volkswagen	15	26:02.232	1:01.762	127,8	5	1:33.496	142,3
12	17 Team KUG Motorsport N.Pohler(GER)	Team KUG Motorsport(GER) Formel ADAC power by Volkswagen	15	26:03.058	1:02.588	127,7	5	1:33.802	141,8
13	2 Lotus K.Dalewski(POL)	Lotus(GER) Formel ADAC power by Volkswagen	15	26:13.118	1:12.648	126,9	5	1:32.496	143,9
14	6 Lotus I.Dontje(NED)	Lotus(GER) Formel ADAC power by Volkswagen	15	26:18.499	1:18.029	126,4	3	1:32.324	144,1
15	18 ADAC Westfalen Team Sport K.Giersiepen(GER)	KSW-Motorsport(GER) Formel ADAC power by Volkswagen	14	25:57.697	1 LAP	119,6	5	1:33.874	141,7
16	19 G&J /Schiller Motorsport S.Balthasar(GER)	G&J /Schiller Motorsport(GER) Formel ADAC power by Volkswagen	13	25:54.043	2LAPS	111,3	4	1:32.255	144,2
not classified									
	8 Mücke-Motorsport R.Nissany(ISR)	Mücke-Motorsport(GER) Formel ADAC power by Volkswagen	7	10:55.585	8LAPS	142,1	5	1:31.576	145,3

Fastest lap of the race. Car 3 driver on lap 3. Time 1:30.358, average speed 147,3 km/h.

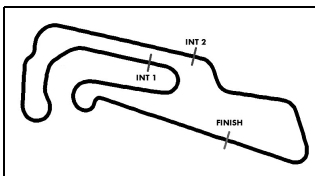
5 30 s penalty, ignoring drive trough

Subject to final scrutineering!

Publications Time:

Race Director:

Time Keeping:



Lap chart Rennen 1

Provisional

**ADAC Masters
Weekend**



Motorsport Arena Oschersleben, Length: 3696 m

Saturday 31.3.2012 15:00

POS	1	2	3	4	5	6	7	8	9	10	11	12	13	14	15	16	17	18	19
LAP 1	7	3	21	15	12	5	8	14	9	10	2	11	6	17	20	18	19		
LAP 2	3	7	21	15	12	5	8	14	10	2	9	6	11	20	17	18	19		
LAP 3	3	7	21	12	15	5	8	14	10	2	9	6	11	20	17	18	19		
LAP 4	3	7	12	21	15	5	8	14	10	9	2	6	11	20	17	19	18		
LAP 5	3	7	12	21	8	5	14	10	9	2	6	11	.15	20	17	18	.19		
LAP 6	3	7	12	21	8	14	5	10	9	11	2	20	.6	17	18	15	19		
LAP 7	3	7	12	21	8	5	14	10	9	11	.2	20	17	15	18	6	19		
LAP 8	3	12	5	7	10	9	11	14	21	15	20	17	18	2	6	19			
LAP 9	3	12	5	7	9	11	14	21	10	15	20	18	17	2	6	19			
LAP 10	3	12	5	7	9	14	11	10	.21	15	20	18	17	2	6	19'			
LAP 11	3	12	7	5	9	14	11	10	15	20	18	17	21	2	6	19'			
LAP 12	3	12	7	5	9	14	11	10	15	20	18	17	21	2	6	19'			
LAP 13	3	12	7	5	9	14	11	10	15	21	20	17	2	6	18'	19'			
LAP 14	3	12	7	5	9	14	11	10	15	21	20	17	2	6	18'				
LAP 15	3	12	5	7	9	14	11	10	15	21	20	17	2	6					

. - PIT STOP ' - LAP BEHIND



Lap analysis Rennen 1

Provisional

Motorsport Arena Oschersleben, Length: 3696 m

Air temperature: 4.5°C

Track temperature: 7.6°C

Weather condition: Dry

DMSB - Reg. Nr.: 63/2012

Saturday 31.3.2012 15:00

ADAC Masters
Weekend

Lap	Time	SE1	SP1	SE2	SP2	SE3	SP3	TSP	Lap	Time	SE1	SP1	SE2	SP2	SE3	SP3	TSP
2	Kuba Dalewski (POL), POL/ ,								theoretical besttime: 1:31.971								
1	1:43.427	45.330	161	31.686	195	26.411	161	167	9	1:46.802	40.587	157	34.884	186	31.331	157	189
2	1:32.719	36.297	163	30.665	196	25.757	159	193	10	1:44.661	40.327	159	34.323	188	30.011	157	190
3	1:32.543	36.080	163	30.562	196	25.901	161	191	11	1:43.041	38.442	162	34.533	186	30.066	159	190
4	1:32.826	35.725	162	30.533	194	26.568	158	188	12	1:55.714	42.416	158	40.074	181	33.224	154	190
5	1:32.496	36.201	163	30.582	197	25.713	159	190	13	1:57.367	44.051	154	39.916	183	33.400	155	188
6	1:33.526	35.961	162	30.920	194	26.645	156	190	14	1:57.168	44.248	155	39.755	182	33.165	154	189
7	1:44.078	36.616	163	31.876	192	35.586		191	15	1:58.231	44.647	153	40.801	182	32.783	155	185
8	1:58.519	53.329	158	34.222	188	30.968	155										

Lap	Time	SE1	SP1	SE2	SP2	SE3	SP3	TSP	Lap	Time	SE1	SP1	SE2	SP2	SE3	SP3	TSP
3	Marvin Kirchhöfer (DEU), DEU/ ,								theoretical besttime: 1:30.133								
1	1:38.451	41.943	161	30.628	197	25.880	160	162	9	1:41.903	38.854	160	33.364	188	29.685	158	189
2	1:30.776	35.574	163	30.089	195	25.113	159	191	10	1:42.273	39.002	162	33.685	190	29.586	159	192
3	1:30.358	35.292	163	30.054	195	25.012	160	190	11	1:39.079	37.591	163	32.871	186	28.617	159	192
4	1:31.054	35.284	163	29.837	196	25.933	160	190	12	1:46.817	38.552	161	37.378	185	30.887	158	192
5	1:31.652	35.696	162	30.285	196	25.671	159	190	13	1:52.037	41.813	158	38.160	184	32.064	157	191
6	1:32.218	35.487	162	30.881	195	25.850	158	190	14	1:52.672	41.803	157	38.885	184	31.984	156	191
7	1:35.396	36.561	162	31.709	193	27.126	158	189	15	1:55.439	42.635	155	39.831	183	32.973	145	185
8	1:40.345	37.989	160	32.534	192	29.822	157	189									

Lap	Time	SE1	SP1	SE2	SP2	SE3	SP3	TSP	Lap	Time	SE1	SP1	SE2	SP2	SE3	SP3	TSP
5	Beitske Visser (NLD), NED/ ,								theoretical besttime: 1:30.920								
1	1:41.442	43.700	162	31.618	193	26.124	159	163	9	1:43.649	39.083	159	34.077	188	30.489	157	188
2	1:31.733	35.843	163	30.447	195	25.443	159	187	10	1:44.303	39.709	159	34.127	188	30.467	157	192
3	1:31.691	35.413	167	30.434	192	25.844	162	194	11	1:42.498	39.981	162	33.001	193	29.516	159	191
4	1:31.711	35.337	166	30.140	197	26.234	163	194	12	1:49.703	40.154	158	37.869	177	31.680	159	195
5	1:32.285	36.311	164	30.489	196	25.485	163	195	13	1:53.405	42.675	156	38.509	183	32.221	158	179
6	1:32.626	35.487	164	30.624	200	26.515	162	195	14	1:54.155	43.333	156	38.746	184	32.076	157	176
7	1:34.433	36.261	163	31.346	197	26.826	163	190	15	1:53.816	42.838	159	38.513	180	32.465	156	186
8	1:40.682	38.064	160	32.475	196	30.143	157	194									

Lap	Time	SE1	SP1	SE2	SP2	SE3	SP3	TSP	Lap	Time	SE1	SP1	SE2	SP2	SE3	SP3	TSP
6	Indy Dontje (NLD), NED/ ,								theoretical besttime: 1:31.887								
1	1:44.172	46.537	151	31.438	190	26.197	159	159	9	1:46.824	40.381	156	35.335	182	31.108	152	183
2	1:32.833	36.641	161	30.615	192	25.577	158	192	10	1:43.013	39.435	157	33.535	183	30.043	154	186
3	1:32.324	35.981	162	30.664	192	25.679	159	189	11	1:45.979	38.612	157	37.045	180	30.322	153	186
4	1:32.418	35.853	161	30.492	192	26.073	160	191	12	1:56.012	42.904	154	39.793	177	33.315	151	184
5	1:32.536	36.303	161	30.691	194	25.542	159	190	13	1:55.427	43.091	155	39.476	178	32.860	151	183
6	1:43.676	36.655	161	30.760	192	36.261		190	14	1:56.982	43.327	142	40.490	177	33.165	151	183
7	1:56.295	53.256	157	33.071	188	29.968	152		15	1:55.741	43.166	155	39.571	179	33.004	152	183
8	1:44.267	39.101	157	34.261	185	30.905	152	175									

Lap	Time	SE1	SP1	SE2	SP2	SE3	SP3	TSP	Lap	Time	SE1	SP1	SE2	SP2	SE3	SP3	TSP
7	Jeffrey Schmidt (CHE), SUI/ ,								theoretical besttime: 1:30.979								
1	1:38.275	41.252	159	30.933	192	26.090	157	157	9	1:44.123	39.363	160	33.884	188	30.876	151	190
2	1:32.389	36.387	161	30.563	193	25.439	159	186	10	1:43.707	39.755	159	33.822	188	30.130	158	189
3	1:31.363	35.583	162	30.467	192	25.313	159	189	11	1:41.624	38.964	161	33.336	188	29.324	157	194
4	1:32.238	35.436	162	30.230	193	26.572	158	188	12	1:49.654	39.772	158	38.521	182	31.361	156	190
5	1:32.863	36.120	160	30.863	193	25.880	158	188	13	1:53.086	42.199	157	38.854	182	32.033	155	189
6	1:32.490	35.777	161	30.907	193	25.806	157	188	14	1:54.422	42.570	157	39.603	183	32.249	154	188
7	1:35.369	36.698	160	31.428	191	27.243	156	187	15	1:54.491	42.553	157	39.038	183	32.900	155	188
8	1:42.178	39.211	161	32.883	192	30.084	156	186									

Lap	Time	SE1	SP1	SE2	SP2	SE3	SP3	TSP	Lap	Time	SE1	SP1	SE2	SP2	SE3	SP3	TSP
8	Roy Nissany (ISR), ISR/ ,								theoretical besttime: 1:31.170								
1	1:41.761	44.254	162	31.478	197	26.029	161	168	5	1:31.576	35.551	161	30.369	195	25.656	159	195
2	1:31.793	35.844	163	30.441	199	25.508	161	195	6	1:32.168	35.529	163	30.742	197	25.897	159	192
3	1:31.687	35.504	163	30.277	197	25.906	162	196	7	1:34.860	36.708	163	31.352	196	26.800	162	196
4	1:31.740	35.427	164	30.235	197	26.078	160	196									



Lap analysis Rennen 1

Provisional

Motorsport Arena Oschersleben, Length: 3696 m

Air temperature: 4.5°C

Track temperature: 7.6°C

Weather condition: Dry

DMSB - Reg. Nr.: 63/2012

Saturday 31.3.2012 15:00

ADAC Masters
Weekend

Lap	Time	SE1	SP1	SE2	SP2	SE3	SP3	TSP	Lap	Time	SE1	SP1	SE2	SP2	SE3	SP3	TSP
9	Florian Herzog (DEU), DEU/ ,								theoretical besttime: 1:31.633								
1	1:43.088	44.965	161	31.567	198	26.556	160	163	9	1:43.483	38.967	160			154	188	
2	1:33.210	37.223	159	30.418	197	25.569	162	190	10	1:44.588	40.233	158	34.329	186	30.026	157	191
3	1:32.636	36.320	163	30.470	196	25.846	161	189	11	1:39.708	37.954	161	32.538	191	29.216	157	191
4	1:32.426	35.831	163	30.483	196	26.112	157	194	12	1:50.023	40.612	159	37.799	184	31.612	153	195
5	1:31.944	35.646	161	30.492	195	25.806	158	190	13	1:54.505	42.957	156	38.724	183	32.824	154	190
6	1:31.881	35.718	161	30.537	195	25.626	156	188	14	1:54.345	43.005	156	38.882	185	32.458	154	185
7	1:33.561	36.364	160	31.107	193	26.090	158	188	15	1:53.899	42.639	155	38.802	182	32.458	154	189
8	1:40.857	38.126	158	32.638	191	30.093	152	189									

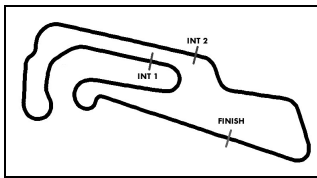
Lap	Time	SE1	SP1	SE2	SP2	SE3	SP3	TSP	Lap	Time	SE1	SP1	SE2	SP2	SE3	SP3	TSP
10	Luca Caspari (DEU), DEU/ ,								theoretical besttime: 1:30.774								
1	1:43.204	44.526	161	31.878	194	26.800	161	170	9	1:55.956	39.651	158	33.937	188	42.368	138	190
2	1:31.968	36.101	159	30.398	197	25.469	161	196	10	1:46.431	41.073	160	34.372	187	30.986	154	182
3	1:30.774	35.273	163	30.253	198	25.248	162	198	11	1:43.213	39.243	159	33.962	186	30.008	156	189
4	1:31.557	35.380	164	30.360	197	25.817	163	198	12	1:52.543	41.251	158	38.798	181	32.494	154	190
5	1:32.016	35.954	162	30.481	200	25.581	161	185	13	1:55.474	43.363	156	39.026	180	33.085	152	185
6	1:32.231	35.623	163	30.656	196	25.952	159	194	14	1:56.830	43.456	156	39.348	181	34.026	150	187
7	1:34.940	36.530	163	31.554	196	26.856	159	192	15	1:56.882	44.135	156	39.448	179	33.299	151	179
8	1:41.170	38.488	157	32.539	193	30.143	154	194									

Lap	Time	SE1	SP1	SE2	SP2	SE3	SP3	TSP	Lap	Time	SE1	SP1	SE2	SP2	SE3	SP3	TSP
11	Hendrik Grapp (DEU), DEU/ ,								theoretical besttime: 1:31.443								
1	1:43.893	45.733	161	31.372	197	26.788	160	160	9	1:44.743	39.867	158	33.961	184	30.915	145	178
2	1:34.230	37.305	162	31.119	194	25.806	159	193	10	1:46.211	40.747	158	34.210	186	31.254	155	185
3	1:31.948	35.857	162	30.663	194	25.428	160	191	11	1:42.596	39.379	160	33.883	182	29.334	156	172
4	1:32.105	35.575	163	30.440	196	26.090	159	192	12	1:52.891	40.687	156	39.656	159	32.548	153	190
5	1:32.464	36.125	163	30.722	198	25.617	160	193	13	1:56.341	43.322	152	40.120	167	32.899	152	181
6	1:32.722	35.746	162	30.874	196	26.102	155	193	14	1:56.268	43.432	153	40.069	173	32.767	151	179
7	1:33.568	36.461	160	30.844	194	26.263	157	188	15	1:55.937	43.249	151	39.692	173	32.996	152	184
8	1:41.637	38.692	156	32.508	192	30.437	153	187									

Lap	Time	SE1	SP1	SE2	SP2	SE3	SP3	TSP	Lap	Time	SE1	SP1	SE2	SP2	SE3	SP3	TSP
12	Jason Kremer (DEU), DEU/ ,								theoretical besttime: 1:30.604								
1	1:40.401	43.202	160	31.196	194	26.003	158	169	9	1:41.904	38.488	159	33.581	187	29.835	156	188
2	1:31.832	35.876	163	30.486	197	25.470	160	191	10	1:42.059	39.386	159	33.075	188	29.598	157	190
3	1:31.316	35.752	163	30.457	194	25.107	161	193	11	1:38.966	38.038	160	32.478	189	28.450	156	190
4	1:31.353	35.396	162	30.101	196	25.856	159	194	12	1:48.798	39.532	158	37.817	179	31.449	156	189
5	1:32.432	35.823	162	30.797	195	25.812	160	190	13	1:54.561	42.917	152	39.030	169	32.614	154	186
6	1:32.675	35.893	162	30.906	196	25.876	159	192	14	1:54.611	42.794	156	39.068	178	32.749	154	188
7	1:35.293	36.570	161	31.585	193	27.138	158	192	15	1:55.534	43.098	156	39.568	178	32.868	154	186
8	1:40.544	38.287	158	32.494	190	29.763	155	189									

Lap	Time	SE1	SP1	SE2	SP2	SE3	SP3	TSP	Lap	Time	SE1	SP1	SE2	SP2	SE3	SP3	TSP
14	Gustav Malja (SWE), SWE/ ,								theoretical besttime: 1:30.682								
1	1:42.959	44.069	159	32.196	193	26.694	157	164	9	1:43.671	39.035	160	33.968	185	30.668	157	185
2	1:31.966	35.885	163	30.553	195	25.528	159	191	10	1:44.858	40.304	160	33.935	189	30.619	155	190
3	1:30.776	35.098	164	30.296	196	25.382	162	193	11	1:40.640	38.342	161	33.385	187	28.913	157	190
4	1:31.679	35.315	164	30.202	198	26.162	161	195	12	1:50.243	39.945	158	38.647	177	31.651	157	190
5	1:31.785	35.718	164	30.503	200	25.564	162	192	13	1:55.161	42.611	156	39.688	171	32.862	154	183
6	1:32.208	35.584	164	30.624	198	26.000	157	194	14	1:54.587	42.584	157	39.552	179	32.451	154	188
7	1:34.863	36.673	163	31.397	196	26.793	161	192	15	1:54.626	42.189	156	39.367	179	33.070	154	188
8	1:48.223	44.641	148	33.273	190	30.309	153	197									

Lap	Time	SE1	SP1	SE2	SP2	SE3	SP3	TSP	Lap	Time	SE1	SP1	SE2	SP2	SE3	SP3	TSP
15	Thomas Jäger (AUT), AUT/ ,								theoretical besttime: 1:30.853								
1	1:39.986	42.957	159	31.069	193	25.960	159	158	9	1:41.912	38.929	160	33.682	187	29.301	157	190
2	1:31.837	35.944	163	30.524	196	25.369	163	192	10	1:44.720	38.434	161	32.894	189	33.392	155	191
3	1:32.616	36.539	164	30.567	192	25.510	161	193	11	1:40.745	38.182	162	33.667	187	28.896	158	189
4	1:31.472	35.358	162	30.126	198	25.988	161	193	12	1:52.064	41.265	157	38.563	177	32.236	155	191
5	1:39.622	35.772	163	30.463	198	33.387		195	13	2:02.055	42.100	159	38.381	184	41.574	155	189
6	1:47.253	50.600	161	30.635	194	26.018	159		14	1:53.757	42.844	158	38.792	182	32.121	154	190
7	1:34.592	35.974	161	31.393	193	27.225	158	189	15	1:52.405	42.065	159	38.641	183	31.699	154	188
8	1:41.540	38.207	157	33.343	192	29.990	156	189									



Lap analysis Rennen 1

Provisional

Motorsport Arena Oschersleben, Length: 3696 m

Air temperature: 4.5°C

Track temperature: 7.6°C

Weather condition: Dry

DMSB - Reg. Nr.: 63/2012
Saturday 31.3.2012 15:00



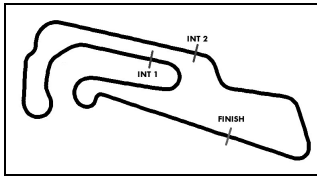
Lap	Time	SE1	SP1	SE2	SP2	SE3	SP3	TSP	Lap	Time	SE1	SP1	SE2	SP2	SE3	SP3	TSP
17 Nicolas Pohler (DEU), DEU/ ,									theoretical besttime: 1:33.530								
1	1:46.696	47.364	155	32.517	190	26.815	156	164	9	1:47.819	41.027	155	35.524	181	31.268	154	182
2	1:35.217	37.371	159	31.442	191	26.404	158	185	10	1:45.377	40.526	157	34.522	186	30.329	154	192
3	1:33.958	36.769	160	30.942	193	26.247	158	189	11	1:43.651	39.203	156	34.578	183	29.870	155	188
4	1:34.999	36.523	161	31.760	192	26.716	158	189	12	1:53.825	41.816	154	39.049	177	32.960	152	188
5	1:33.802	36.341	160	31.143	193	26.318	156	188	13	1:56.689	44.005	153	39.649	178	33.035	152	185
6	1:34.887	36.594	158	31.522	191	26.771	156	186	14	1:56.925	43.481	153	40.248	178	33.196	152	179
7	1:37.232	37.201	158	32.511	189	27.520	156	185	15	1:57.158	43.750	154	40.619	178	32.789	152	179
8	1:44.823	40.485	154	34.152	186	30.186	154	185									

18 Kim Alexander Giersiepen (DEU), DEU/ ,									theoretical besttime: 1:33.398								
1	1:50.033	49.773	154	33.197	189	27.063	153	145	9	1:46.656	40.644	157	34.948	182	31.064	153	188
2	1:34.866	37.156	156	31.437	190	26.273	156	184	10	1:44.833	40.251	156	34.181	184	30.401	152	187
3	1:34.269	36.429	158	31.679	190	26.161	156	186	11	1:43.273	38.799	157	34.481	183	29.993	155	185
4	1:34.382	36.948	159	31.160	191	26.274	155	186	12	1:53.431	42.020	154	38.404	176	33.007	151	186
5	1:33.874	36.291	156	31.636	191	25.947	155	186	13	3:49.596	43.512	155	2:32.026	161	34.058	150	184
6	1:35.267	36.504	156	31.888	189	26.875	154	184	14	1:57.380	44.219	152	39.445	177	33.716	150	182
7	1:37.047	37.173	158	32.241	190	27.633	154	184									
8	1:42.790	38.756	157	33.657	188	30.377	153	184									

19 Sebastian Balthasar (DEU), DEU/ ,									theoretical besttime: 1:31.568								
1	1:54.501	56.398	155	31.946	189	26.157	156	158	8	1:43.018	38.402	157	33.734	188	30.882	150	175
2	1:32.635	36.312	160	30.766	192	25.557	159	184	9	1:46.118	40.265	159	35.003	183	30.850	153	187
3	1:32.311	35.603	162	30.558	194	26.150	160	189	10	4:23.924	39.270	158	3:10.120	142	34.534	152	188
4	1:32.255	35.929	161	30.408	195	25.918	159	193	11	2:16.972	1:02.776	156	40.076	180	34.120	152	179
5	1:43.344	35.951	160	30.945	196	36.448		191	12	1:57.443	44.454	156	39.785	171	33.204	153	186
6	1:54.481	55.785	158	32.051	190	26.645	157		13	1:56.611	43.502	154	39.944	177	33.165	149	182
7	1:40.430	37.147	157	32.676	190	30.607	154	185									

20 Felix Wieland (DEU), DEU/ ,									theoretical besttime: 1:33.241								
1	1:47.127	47.891	160	32.589	192	26.647	159	168	9	1:46.607	40.720	161	34.757	185	31.130	155	177
2	1:34.207	36.446	161	31.400	191	26.361	157	192	10	1:45.631	40.726	159	34.540	187	30.365	155	188
3	1:33.952	36.640	162	31.188	192	26.124	158	188	11	1:43.159	38.751	162	34.463	185	29.945	156	188
4	1:33.995	36.190	162	31.186	192	26.619	159	188	12	1:54.818	42.445	156	39.418	176	32.955	152	188
5	1:33.496	36.224	161	30.927	193	26.345	158	190	13	1:57.895	44.816	158	40.227	178	32.852	153	173
6	1:33.970	36.331	161	30.931	194	26.708	158	188	14	1:56.629	43.445	155	40.006	177	33.178	153	184
7	1:38.308	37.717	160	33.092	192	27.499	157	190	15	1:57.648	44.322	150	40.018	178	33.308	152	169
8	1:44.790	39.467	154	34.043	189	31.280	155	166									

21 Clemente Picariello (BEL), BEL/ ,									theoretical besttime: 1:31.360								
1	1:39.495	42.436	160	30.977	193	26.082	156	156	9	1:43.270	39.537	158	33.653	186	30.080	155	186
2	1:32.192	36.048	161	30.656	193	25.488	159	187	10	1:51.631	39.827	159	33.190	188	38.614		189
3	1:31.575	35.942	162	30.451	193	25.182	159	189	11	1:56.463	53.006	160	34.136	183	29.321	157	
4	1:32.343	35.913	163	30.478	195	25.952	158	187	12	1:50.978	40.788	159	38.342	178	31.848	156	188
5	1:32.029	35.727	161	30.571	195	25.731	160	190	13	1:53.122	42.698	157	38.343	180	32.081	153	190
6	1:32.747	36.058	162	30.825	195	25.864	157	191	14	1:53.247	42.477	156	38.280	183	32.490	153	187
7	1:34.992	36.473	162	31.620	193	26.899	160	191	15	1:53.278	42.472	157	38.497	181	32.309	153	187
8	1:55.056	50.848	155	34.385	188	29.823	153	190									



Vmax list Rennen 1

Provisional

Motorsport Arena Oschersleben, Length: 3696 m

Air temperature: 4.5°C

Track temperature: 7.6°C

Weather condition: Dry

DMSB - Reg. Nr.: 63/2012
Saturday 31.3.2012 15:00

ADAC Masters
Weekend

Nr	Team, Car, Driver, Nat	Top speed
10	Mücke-motorsport, Formel ADAC powered by Volkswagen Caspari (DEU) Luca , DEU	198,01 km/h
14	Neuhauser Racing, Formel ADAC powered by Volkswagen Malja (SWE) Gustav , SWE	196,53 km/h
8	Mücke-motorsport, Formel ADAC powered by Volkswagen Nissany (ISR) Roy , ISR	196,14 km/h
5	Lotus, Formel ADAC powered by Volkswagen Visser (NLD) Beitske , NED	195,32 km/h
15	Neuhauser Racing, Formel ADAC powered by Volkswagen Jäger (AUT) Thomas , AUT	195,25 km/h
9	Mücke-motorsport, Formel ADAC powered by Volkswagen Herzog (DEU) Florian , DEU	195,07 km/h
12	Mücke-motorsport, Formel ADAC powered by Volkswagen Kremer (DEU) Jason , DEU	194,19 km/h
7	Lotus, Formel ADAC powered by Volkswagen Schmidt (CHE) Jeffrey , SUI	193,60 km/h
2	Lotus, Formel ADAC powered by Volkswagen Dalewski (POL) Kuba , POL	193,42 km/h
11	ADAC Berlin-Brandenburg e.V., Formel ADAC powered by Volkswagen Grapp (DEU) Hendrik , DEU	193,35 km/h
19	G&J /Schiller Motorsport, Formel ADAC powered by Volkswagen Balthasar (DEU) Sebastian , DEU	192,73 km/h
3	Lotus, Formel ADAC powered by Volkswagen Kirchhöfer (DEU) Marvin , DEU	192,39 km/h
20	HS Engineering, Formel ADAC powered by Volkswagen Wieland (DEU) Felix , DEU	191,80 km/h
6	Lotus, Formel ADAC powered by Volkswagen Dontje (NLD) Indy , NED	191,77 km/h
17	Team KUG Motorsport, Formel ADAC powered by Volkswagen Pohler (DEU) Nicolas , DEU	191,63 km/h
21	G&J /Schiller Motorsport, Formel ADAC powered by Volkswagen Picariello (BEL) Clemente , BEL	191,12 km/h
18	SP.: ADAC Westfalen Team Sport, Formel ADAC powered by Volkswagen Giersiepen (DEU) Kim Alexander , DEU	187,56 km/h