



ADAC GT Masters

Results Qualifying 2

Provisional



Hockenheimring, Length: 4574 m

Air temperature: 19.0°C

Track temperature: 22.9°C

Weather condition: Dry



Reg. Nr.: 300/12

Friday 28.9.2012 16:45



started : 31 classified : 30 not classified : 1

	Drivers	Team	Car	Lap	Best Time	Gap	Diff	Kph	Day Time
1	15 S.Dolenc(*A*)/M.Ragginger	FACH AUTO TECH(CHE)	Porsche 911 GT3 R	3	1:39.650			165,2	17:01:44
2	5 S.Asch/M.Götz	kfzteile24 MS RACING Team(DEU)	Mercedes Benz SLS AMG GT3	5	1:40.072	0.422	0.422	164,5	17:05:04
3	9 A.Simonsen/M.Buhk	HEICO Junior Team(DEU)	Mercedes Benz SLS AMG GT3	5	1:40.216	0.566	0.144	164,3	17:01:01
4	29 R.Renauer/N.Armino	FROGREEN CO2 neutral(DEU)	Porsche 911 GT3 R	3	1:40.244	0.594	0.028	164,3	16:53:02
5	27 A.Wirth/H.Frentzen	Callaway Competition(DEU)	Corvette Z06.R GT3	10	1:40.340	0.690	0.096	164,1	17:19:06
6	14 F.Barth/P.Eng	MRS GT-Racing(DEU)	McLaren MP4-12C GT3	3	1:40.341	0.691	0.001	164,1	17:01:54
7	28 D.Alessi/D.Keilwitz	Callaway Competition(DEU)	Corvette Z06.R GT3	9	1:40.362	0.712	0.021	164,1	17:11:19
8	20 C.Hürtgen/D.Schwager	Schubert Motorsport(DEU)	BMW Z4 GT3	11	1:40.374	0.724	0.012	164,1	17:20:28
9	25 G.Engelhardt(*A*)/N.Thiim	Team GT 3 Kasko(DEU)	Porsche 911 GT3 R	4	1:40.378	0.728	0.004	164,0	16:57:27
10	36 C.Engelhart/S.Edwards	Team Geyer&Weinig EDV Schütz M	Porsche 911 GT3 R	3	1:40.412	0.762	0.034	164,0	17:11:39
11	8 H.Proczyk/D.Baumann	Heico Motorsport(DEU)	Mercedes Benz SLS AMG GT3	8	1:40.594	0.944	0.182	163,7	17:09:09
12	41 S.Knap/J.den Boer	DB Motorsport(NLD)	BMW Z4 GT3	12	1:40.660	1.010	0.066	163,6	17:14:36
13	6 M.Farnbacher/N.Kentenich	Farnbacher ESET Racing(DEU)	Porsche 911 GT3 R	4	1:40.768	1.118	0.108	163,4	17:05:14
14	11 R.Bader/D.Mengesdorf	Team rhino's Leipert Motorsport(DE)	Lamborghini Gallardo LP600+	5	1:40.783	1.133	0.015	163,4	17:00:17
15	4 F.Stoll/D.Dobitsch	kfzteile24 MS RACING Team(DEU)	Mercedes Benz SLS AMG GT3	3	1:40.834	1.184	0.051	163,3	17:00:05
16	22 C.Tilke(*A*)/C.Abt	Prosperia uhc speed(DEU)	AUDI R8 LMS ultra	3	1:40.849	1.199	0.015	163,3	17:00:58
17	21 E.Sandström/C.Mies	Prosperia uhc speed(DEU)	AUDI R8 LMS ultra	5	1:40.856	1.206	0.007	163,3	17:05:57
18	33 K.Poulsen(*A*)/C.Nygaard	Young Driver AMR(DEU)	Aston Martin V12 Vantage GT3	7	1:40.957	1.307	0.101	163,1	17:08:58
19	7 K.Heyer/C.Frankenhou	Heico Motorsport(DEU)	Mercedes Benz SLS AMG GT3	9	1:40.979	1.329	0.022	163,1	17:18:44
20	10 L.Arnold/A.Margaritis	Schöner Wohnen Polarweiss Team	Mercedes Benz SLS AMG GT3	4	1:40.998	1.348	0.019	163,0	17:09:59
21	12 O.Petrischin(*A*)/G.Tweraser	Team rhino's Leipert Motorsport(DE)	Lamborghini Gallardo LP600+	5	1:41.097	1.447	0.099	162,9	17:00:23
22	1 D.Lunardi/M.Martin	ALPINA(DEU)	BMW Alpina B6 GT3	4	1:41.155	1.505	0.058	162,8	17:09:48
23	17 R.Lips(*A*)/F.Schmickler	Callaway Competition(DEU)	Corvette Z06.R GT3	6	1:41.203	1.553	0.048	162,7	16:55:26
24	2 F.Spengler/J.Leidinger	Liqui Moly Team Engstler(DEU)	BMW Alpina B6 GT3	7	1:41.275	1.625	0.072	162,6	17:00:45
25	26 R.Bourdeaux(*A*)/A.Renauer	Team GT 3 Kasko(DEU)	Porsche 911 GT3 R	4	1:41.561	1.911	0.286	162,1	16:47:24
26	50 J.van Ommen/M.Lasee	Mühlner Motorsport	Porsche 911 GT3 R	5	1:41.825	2.175	0.264	161,7	16:51:01
27	19 M.Partl/J.Weidinger	Schubert Motorsport(DEU)	BMW Z4 GT3	5	1:42.074	2.424	0.249	161,3	16:50:24
28	16 A.Gugger(*A*)/O.Klohs(*A*)	FACH AUTO TECH(CHE)	Porsche 911 GT3 R	4	1:42.837	3.187	0.763	160,1	17:01:18
29	34 P.Geipel/M.Sandritter	YACO Racing powered by Jochen S	Chevrolet Camaro GT3	5	1:43.733	4.083	0.896	158,7	16:50:14
30	39 R.Brutschin/F.Lopez	Lambda Performance(DEU)	Ford GT GT3	4	1:48.060	8.410	4.327	152,4	16:58:04
not qualified									
	40 R.Rast/C.Mamerow	MAMEROW Racing(DEU)	AUDI R8 LMS ultra	0					

violation of limit 8 laps by finish § 34.2 car. no.14 drop back for race 2

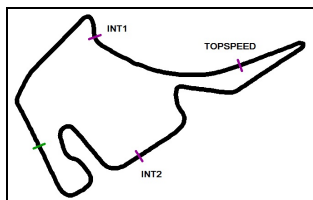
car no. 40 not qualified because not driving to parc ferme under own engine power

Subject to final scrutineering!

Publications Time:

Clerk of the course:

Time Keeping:



ADAC GT Masters

Lap analysis Qualifying 2



Provisional

Hockenheimring, Length: 4574 m

Air temperature: 19.0°C

Track temperature: 22.9°C

Weather condition: Dry



Reg. Nr.: 300/12

Friday 28.9.2012 16:45

**ADAC Masters
Weekend**

Lap	Time	SE1	SP1	SE2	SP2	SE3	SP3	TSP	Lap	Time	SE1	SP1	SE2	SP2	SE3	SP3	TSP
1	Dino Lunardi, FRA/ Maxime Martin, BEL								theoretical besttime: 1:41.015								
1	24:40.916	23:14.644	143	51.547	187	34.725	198	229	6	1:41.307	22.460	160	46.493	193	32.354	202	259
2	1:44.766	24.172	160	47.717	192	32.877	201	255	7	1:46.612	22.602	161	50.080	187	33.930	202	256
3	1:41.992	22.481	161	46.217	193	33.294	202	258	8	1:41.253	22.522	158	46.354	193	32.377	201	259
4	1:41.155	22.515	161	46.201	193	32.439	202	260	9		26.844	119	1:10.050	136			151
5	1:49.441	24.422	137	52.406	191	32.613	201	213									

2	Florian Spengler, DEU/ Johannes Leidinger, DEU								theoretical besttime: 1:41.110								
1	5:23.112	3:58.198	136	50.503	186	34.411	200	240	8	1:46.620	22.436	151	49.900	191	34.284	202	200
2	1:42.874	23.084	158	46.587	195	33.203	202	260	9	1:53.205	22.642	154	50.109	139	40.454		241
3	1:41.965	22.831	159	46.280	195	32.854	202	260	10	9:23.800	7:59.039	145	48.435	164	36.326	203	258
4	1:52.673	22.747	163	46.542	193	43.384		261	11	1:43.287	22.635	156	47.338	195	33.314	201	251
5	6:41.210	5:12.745	154	50.811	150	37.654	202	251	12	1:43.978	22.904	159	46.566	192	34.508	202	261
6	1:42.107	22.694	157	46.532	194	32.881	202	260	13		22.680	159	46.935	143			261
7	1:41.275	22.601	160	46.200	192	32.474	203	261									

4	Florian Stoll, DEU/ Daniel Dobitsch, AUT								theoretical besttime: 1:40.807								
1	16:42.523	15:18.253	140	50.268	186	34.002	199	243	7	1:42.176	22.631	161	46.398	192	33.147	201	262
2	1:42.198	23.048	161	46.650	192	32.500	202	261	8	1:41.642	22.688	161	46.169	194	32.785	202	263
3	1:40.834	22.461	162	45.846	193	32.527	203	262	9	1:41.853	22.597	162	46.594	192	32.662	202	262
4	1:43.586	22.492	161	46.390	189	34.704	202	263	10	1:47.908	22.562	160	47.416	154	37.930	203	262
5	1:49.607	22.515	160	46.583	185	40.509		261	11		22.546	159	53.256	111			261
6	7:56.521	6:31.747	147	51.762	190	33.012	202	219									

5	Sebastian Asch, DEU/ Maximilian Götz, DEU								theoretical besttime: 1:39.948								
1	18:15.113	16:36.478	140	59.382	159	39.253	180	223	6	1:55.317	24.847	137	51.598	186	38.872		203
2	1:46.269	23.670	159	47.181	191	35.418	202	254	7	7:15.440	5:47.874	157	52.782	171	34.784	202	194
3	1:40.078	22.236	161	45.894	194	31.948	202	261	8	1:42.636	22.402	161	47.224	193	33.010	203	262
4	1:42.610	22.214	161	46.078	194	34.318	203	261	9		22.403	160	45.950	194			262
5	1:40.072	22.300	162	45.786	195	31.986	202	262									

6	Mario Farnbacher, DEU/ Niclas Kentenich, DEU								theoretical besttime: 1:40.704								
1	20:08.755	18:29.840	130	56.450	117	42.465	200	239	5	1:41.018	22.354	163	45.941	194	32.723	205	266
2	1:44.054	23.533	163	46.963	192	33.558	203	265	6	1:41.403	22.436	164	45.961	188	33.006	203	266
3	1:41.084	22.620	164	45.794	192	32.670	205	267	7		24.635	143	50.195	180			230
4	1:40.768	22.367	163	45.680	192	32.721	202	266									

7	Kenneth Heyer, DEU/ Christiaan Frankenhou, NLD								theoretical besttime: 1:40.857								
1	12:39.703	11:02.747	138	52.246	177	44.710		206	7	11:03.084	9:37.891	157	46.660	192	38.533	201	258
2	4:31.870	3:08.206	152	49.349	186	34.315	194	230	8	1:41.682	22.572	160	46.318	192	32.792	201	258
3	1:46.871	24.962	152	48.450	190	33.459	201	255	9	1:40.979	22.436	159	46.250	192	32.293	203	259
4	1:41.735	22.426	160	46.449	189	32.860	194	260	10	1:41.016	22.343	159	46.221	191	32.452	202	259
5	1:41.749	22.565	158	46.392	188	32.792	200	260	11		22.291	160	46.258	193			260
6	1:56.438	22.697	161	50.297	146	43.444		249									

8	Harald Proczyk, AUT/ Dominik Baumann, AUT								theoretical besttime: 1:40.464								
1	11:57.159	10:17.070	118	57.669	180	42.420		190	8	1:40.594	22.358	161	46.121	192	32.115	201	260
2	6:50.522	5:17.478	123	57.453	172	35.591	197	193	9	1:46.110	22.384	161	46.101	192	37.625		261
3	1:44.567	23.469	157	48.452	191	32.646	202	218	10	6:13.195	4:29.903	113	1:04.135	113	39.157	201	146
4	1:40.922	22.439	161	46.253	193	32.230	202	259	11	1:42.588	22.514	160	46.179	193	33.895	203	260
5	1:40.828	22.340	160	46.194	194	32.294	196	260	12	1:40.677	22.317	162	46.032	194	32.328	202	260
6	1:53.907	24.405	150	56.206	192	33.296	202	180	13		23.279	148	54.681	160			200
7	1:41.191	22.392	161	46.549	192	32.250	202	261									



ADAC GT Masters

Lap analysis Qualifying 2



Provisional

DMSB Reg. Nr.: 300/12
Deutscher Motor Sport Bund e.V.

**ADAC Masters
 Weekend**

Hockenheimring, Length: 4574 m

Air temperature: 19.0°C

Track temperature: 22.9°C

Weather condition: Dry

Friday 28.9.2012 16:45

Lap	Time	SE1	SP1	SE2	SP2	SE3	SP3	TSP	Lap	Time	SE1	SP1	SE2	SP2	SE3	SP3	TSP
9 Andreas Simonsen, SWE/ Maximilian Buhk, DEU									theoretical besttime: 1:40.117								
1	12:31.460	10:34.338	123	1:09.407	92	47.715		120	5	1:40.216	22.337	162	45.686	193	32.193	201	262
2	3:29.134	2:05.025	150	50.228	186	33.881	201	223	6	2:58.204	22.404	161	46.592	190	1:49.208		260
3	1:40.523	22.516	161	45.761	192	32.246	202	259	7		6:03.688	89	1:11.209	126			133
4	1:40.311	22.380	162	45.837	193	32.094	202	261									

10 Lance David Arnold, DEU/ Alexandros Margaritis, GRC									theoretical besttime: 1:40.873								
1	24:52.338	23:26.171	137	51.989	181	34.178	198	196	6	2:48.403	1:28.103	155	47.734	192	32.566	201	260
2	1:45.302	24.801	152	47.615	191	32.886	201	253	7	1:41.091	22.482	159	46.164	192	32.445	200	260
3	1:41.252	22.457	159	46.370	189	32.425	200	259	8	1:41.161	22.571	158	46.103	193	32.487	200	259
4	1:40.998	22.499	157	46.014	193	32.485	199	259	9		22.434	159	46.377	193			259
5	1:51.000	22.567	159	46.938	158	41.495		262									

11 Raffael Bader, CHE/ David Mengesdorf, DEU									theoretical besttime: 1:40.740								
1	12:43.466	11:10.892	118	50.239	179	42.335		242	6	1:41.132	22.579	162	46.380	193	32.173	201	257
2	2:31.118	1:10.119	159	48.230	188	32.769	200	250	7	1:41.579	22.621	163	46.660	193	32.298	200	255
3	1:41.365	22.668	163	46.517	192	32.180	201	254	8	1:41.277	22.499	163	46.408	194	32.370	200	256
4	1:41.119	22.550	163	46.214	192	32.355	200	256	9	1:41.182	22.532	163	46.387	193	32.263	200	255
5	1:40.783	22.525	163	46.068	193	32.190	201	257	10		22.610	162	46.408	192			255

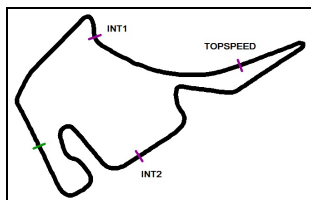
12 Oleg Petrishin, RUS/ Gerhard Tweraser, AUT									theoretical besttime: 1:41.001								
1	13:13.717	11:37.306	141	53.300	174	43.111		241	8	1:48.754	22.594	162	46.327	193	39.833		255
2	1:57.579	36.703	158	47.866	188	33.010	202	249	9	4:11.330	2:50.380	161	48.319	194	32.631	203	246
3	1:41.431	22.511	160	46.472	192	32.448	201	252	10	1:42.688	22.456	162	46.441	193	33.791	202	259
4	1:49.168	24.257	158	51.948	175	32.963	202	254	11	1:41.435	22.579	160	46.504	194	32.352	202	256
5	1:41.097	22.390	162	46.259	195	32.448	202	257	12	1:41.659	22.695	162	46.400	194	32.564	203	258
6	1:41.576	22.849	161	46.346	195	32.381	203	255	13		24.634	136	55.650	183			178
7	1:41.611	22.634	162	46.508	193	32.469	201	255									

14 Fredy Barth, CHE/ Philipp Eng, AUT									theoretical besttime: 1:40.163								
1	18:33.353	17:09.662	142	48.934	189	34.757	204	238	8	1:40.665	22.473	162	45.743	195	32.449	202	266
2	1:40.601	22.679	162	45.732	196	32.190	199	265	9	1:40.665	22.382	162	45.784	195	32.499	204	266
3	1:40.341	22.472	163	45.608	195	32.261	204	266	10	1:40.364	22.415	162	45.591	195	32.358	204	267
4	1:40.599	22.598	163	45.639	194	32.362	203	266	11	1:48.038	26.348	161	48.201	176	33.489	205	257
5	1:40.540	22.433	163	45.653	195	32.454	204	266	12	1:40.466	22.448	162	45.670	195	32.348	203	265
6	1:47.035	22.684	163	46.020	194	38.331		266	13		27.390	120	53.639	111			240
7	6:02.352	4:35.412	159	48.102	151	38.838	204	264									

15 Swen Dolenc, DEU/ Martin Ragginger, AUT									theoretical besttime: 1:39.650								
1	18:20.036	16:58.646	133	48.810	192	32.580	204	243	4	1:47.756	22.275	163	46.318	187	39.163		267
2	1:44.728	22.443	163	48.652	192	33.633	206	267	5		8:36.165	153	48.934	190			254
3	1:39.650	22.094	163	45.346	196	32.210	205	267									

16 Andrina Gugger, CHE/ Otto Klohs, DEU									theoretical besttime: 1:42.669								
1	16:06.225	14:35.925	131	54.437	183	35.863	200	202	6	1:46.997	23.297	160	48.086	186	35.614	200	263
2	1:45.558	24.027	159	47.834	188	33.697	202	264	7	1:54.301	23.141	161	47.047	191	44.113		263
3	1:43.942	23.465	161	47.031	191	33.446	202	266	8	3:01.878	1:40.353	156	47.532	191	33.993	202	259
4	1:42.837	23.037	161	46.639	192	33.161	202	265	9	1:54.700	23.248	162	46.998	189	44.454		265
5	1:42.978	22.869	162	46.751	191	33.358	202	264	10		51.759	120	1:00.011	145			162

17 Remo Lips, CHE/ Frank Schmickler, DEU									theoretical besttime: 1:40.969								
1	6:29.695	4:42.069	117	1:01.810	163	45.816		170	5	1:41.542	22.599	161	45.954	193	32.989	203	261
2	2:10.809	39.979	122	56.596	188	34.234	200	179	6	1:41.203	22.554	162	46.136	195	32.513	205	262
3	1:41.760	22.842	160	46.243	193	32.675	204	261	7		24.666	143	49.468	189			234
4	1:41.724	22.502	161	46.445	192	32.777	203	263									



ADAC GT Masters

Vmax list Qualifying 2

Provisional



Hockenheimring, Length: 4574 m

Air temperature: 19.0°C

Track temperature: 23.0°C

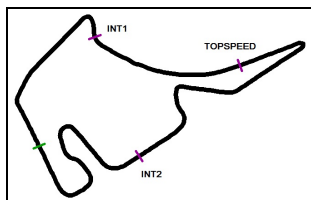
Weather condition: Dry

DMSB Reg. Nr.: 300/12
Deutscher Motor Sport Bund e.V.

Friday 28.9.2012 16:45

**ADAC Masters
Weekend**

Nr	Team, Car, Driver, Nat	Top speed
15	FACH AUTO TECH, Porsche 911 GT3 R Dolenc Swen , DEU Ragginger Martin , AUT	267,39 km/h
14	MRS GT-Racing, McLaren MP4-12C GT3 Barth Fredy , CHE Eng Philipp , AUT	267,13 km/h
6	Farnbacher ESET Racing, Porsche 911 GT3 R Farnbacher Mario , DEU Kentenich Niclas , DEU	267,13 km/h
34	YACO Racing powered by Jochen Schweizer, Chevrolet Ca Geipel Philip , DEU Sandritter Max , DEU	266,93 km/h
16	FACH AUTO TECH, Porsche 911 GT3 R Gugger Andrina , CHE Klohs Otto , DEU	266,21 km/h
29	FROGREEN CO2 neutral, Porsche 911 GT3 R Renauer Robert , DEU Armindo Nicolas , FRA	265,29 km/h
28	Callaway Competition, Corvette Z06.R GT3 Alessi Diego , ITA Keilwitz Daniel , DEU	265,23 km/h
26	Team GT 3 Kasko, Porsche 911 GT3 R Bourdeaux Rene , DEU Renauer Alfred , DEU	265,23 km/h
25	Team GT 3 Kasko, Porsche 911 GT3 R Engelhardt Georg , DEU Thiim Nicki , DEN	265,16 km/h
50	Mühlner Motorsport, Porsche 911 GT3 R van Ommen Jörg , DEU Lasee Marcel , DEU	264,84 km/h
36	Team Geyer&Weinig EDV Schütz Motorsport, Porsche 911 Engelhart Christian , DEU Edwards Sean , GBR	264,71 km/h
4	kfzteile24 MS RACING Team, Mercedes Benz SLS AMG GT3 Stoll Florian , DEU Dobitsch Daniel , AUT	263,35 km/h
17	Callaway Competition, Corvette Z06.R GT3 Lips Remo , CHE Schmickler Frank , DEU	262,84 km/h
27	Callaway Competition, Corvette Z06.R GT3 Wirth Andreas , DEU Frentzen Heinz-Harald , DEU	262,39 km/h



ADAC GT Masters

Vmax list Qualifying 2

Provisional



Hockenheimring, Length: 4574 m

Air temperature: 19.0°C

Track temperature: 23.0°C

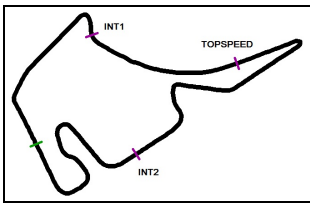
Weather condition: Dry

DMSB Reg. Nr.: 300/12
Deutscher Motor Sport Bund e.V.

Friday 28.9.2012 16:45

**ADAC Masters
Weekend**

Nr	Team, Car, Driver, Nat	Top speed
5	kfzteile24 MS RACING Team, Mercedes Benz SLS AMG GT3 Asch Sebastian , DEU Götz Maximilian , DEU	262,14 km/h
10	Schöner Wohnen Polarweiss Team HEICO, Mercedes Benz Arnold Lance David , DEU Margaritis Alexandros , GRC	261,82 km/h
9	HEICO Junior Team, Mercedes Benz SLS AMG GT3 Simonsen Andreas , SWE Buhk Maximilian , DEU	261,75 km/h
8	Heico Motorsport, Mercedes Benz SLS AMG GT3 Proczyk Harald , AUT Baumann Dominik , AUT	261,44 km/h
2	Liqui Moly Team Engstler, BMW Alpina B6 GT3 Spengler Florian , DEU Leidinger Johannes , DEU	261,12 km/h
1	ALPINA, BMW Alpina B6 GT3 Lunardi Dino , FRA Martin Maxime , BEL	260,37 km/h
7	Heico Motorsport, Mercedes Benz SLS AMG GT3 Heyer Kenneth , DEU Frankenhout Christiaan , NLD	259,87 km/h
12	Team rhino's Leipert Motorsport, Lamborghini Gallardo LP Petrishin Oleg , RUS Tweraser Gerhard , AUT	258,87 km/h
39	Lambda Performance, Ford GT GT3 Brutschin Riccardo , DEU Lopez Francesco , ITA	258,00 km/h
11	Team rhino's Leipert Motorsport, Lamborghini Gallardo LP Bader Raffael , CHE Mengesdorf David , DEU	257,02 km/h
20	Schubert Motorsport, BMW Z4 GT3 Hürtgen Claudia , DEU Schwager Dominik , DEU	256,78 km/h
41	DB Motorsport, BMW Z4 GT3 Knap Simon , NLD den Boer Jeroen , NLD	255,26 km/h
22	Prosperia uhc speed, AUDI R8 LMS ultra Tilke Carsten , DEU Abt Christian , DEU	255,02 km/h
33	Young Driver AMR, Aston Martin V12 Vantage GT3 Poulsen Kristian , DEN Nygaard Christoffer , DEN	254,90 km/h



ADAC GT Masters

Vmax list Qualifying 2

Provisional



Hockenheimring, Length: 4574 m

Air temperature: 19.0°C

Track temperature: 23.0°C

Weather condition: Dry



Reg. Nr.: 300/12

Friday 28.9.2012 16:45

**ADAC Masters
Weekend**

Nr	Team, Car, Driver, Nat	Top speed
19	Schubert Motorsport, BMW Z4 GT3 Partl Maximilian , DEU Weidinger Jörg , DEU	254,72 km/h
21	Prosperia uhc speed, AUDI R8 LMS ultra Sandström Edward , SWE Mies Christopher , DEU	252,63 km/h
40	MAMEROW Racing, AUDI R8 LMS ultra Rast Rene , DEU Mamerow Christian , DEU	km/h



ADAC GT Masters

Start Grid Race 2

Provisional



Hockenheimring, Length: 4574 m

Air temperature: 13.6°C

Track temperature: 13.1°C

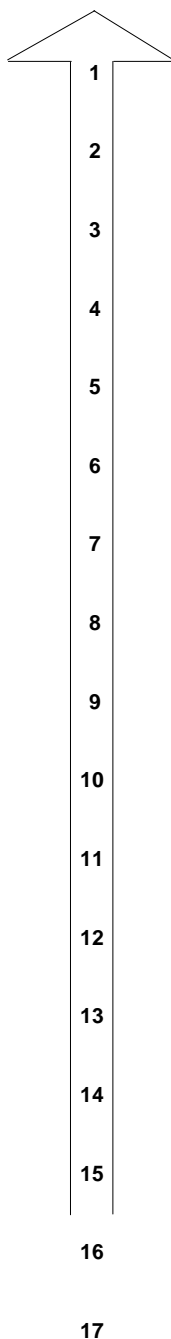
Weather condition: Dry

DMSB Reg. Nr.: 300/12
Deutscher Motor Sport Bund e.V.

Sunday 30.9.2012 12:30

**ADAC Masters
Weekend**

5	kfzteile24 MS RACING Team Sebastian Asch/ Maximilian Götz	1:40.072
29	FROGREEN CO2 neutral Robert Renauer/ Nicolas Armindo	1:40.244
14	MRS GT-Racing Fredy Barth/ Philipp Eng	1:40.341
20	Schubert Motorsport Claudia Hürtgen/ Dominik Schwager	1:40.374
36	Team Geyer&Weinig EDV Schütz M Christian Engelhart/ Sean Edwards	1:40.412
41	DB Motorsport Simon Knap/ Jeroen den Boer	1:40.660
11	Team rhino's Leipert Motorsport Raffael Bader/ David Mengesdorf	1:40.783
22	Prosperia uhc speed Carsten Tilke/ Christian Abt	1:40.849
33	Young Driver AMR Kristian Poulsen/ Christoffer Nygaard	1:40.957
10	Schöner Wohnen Polarweiss Team Lance David Arnold/ Alexandros Margaritis	1:40.998
1	ALPINA Dino Lunardi/ Maxime Martin	1:41.155
2	Liqui Moly Team Engstler Florian Spengler/ Johannes Leidingner	1:41.275
50	Mühlner Motorsport Jörg van Ommen/ Marcel Lasee	1:41.825
16	FACH AUTO TECH Andrina Gugger/ Otto Klohs	1:42.837
39	Lambda Performance Riccardo Brutschin/ Francesco Lopez	1:48.060
18	Callaway Competition Toni Seiler/ Frank Kechele	



POLE POSITION		
15	FACH AUTO TECH Swen Dolenc/ Martin Ragginger	1:39.650
9	HEICO Junior Team Andreas Simonsen/ Maximilian Buhk	1:40.216
27	Callaway Competition Andreas Wirth/ Heinz-Harald Frentzen	1:40.340
28	Callaway Competition Diego Alessi/ Daniel Keilwitz	1:40.362
25	Team GT 3 Kasko Georg Engelhardt/ Nicki Thiim	1:40.378
8	Heico Motorsport Harald Proczyk/ Dominik Baumann	1:40.594
6	Farnbacher ESET Racing Mario Farnbacher/ Niclas Kentenich	1:40.768
4	kfzteile24 MS RACING Team Florian Stoll/ Daniel Dobitsch	1:40.834
21	Prosperia uhc speed Edward Sandström/ Christopher Mies	1:40.856
7	Heico Motorsport Kenneth Heyer/ Christiaan Frankenhout	1:40.979
12	Team rhino's Leipert Motorsport Oleg Petrishin/ Gerhard Tweraser	1:41.097
17	Callaway Competition Remo Lips/ Frank Schmickler	1:41.203
26	Team GT 3 Kasko Rene Bourdeaux/ Alfred Renauer	1:41.561
19	Schubert Motorsport Maximilian Partl/ Jörg Weidingner	1:42.074
34	YACO Racing powered by Jochen Philip Geipel/ Max Sandritter	1:43.733
40	MAMEROW Racing Rene Rast/ Christian Mamerow	
44	HEICO-GRAVITY CHAROUZ TEAM Jan Stovicek/ Erik Janis	

allowance to start car no. 40, 18, 44

withdraw car no. 38

Publications Time:

Clerk of the course:

Time Keeping: