



ADAC GT Masters

Results Qualifying 1

Provisional



Hockenheimring, Length: 4574 m

Air temperature: 21.4°C

Track temperature: 31.7°C

Weather condition: Dry

DMSB Reg. Nr.: 300/12
Deutscher Motor Sport Bund e.V.

Friday 28.9.2012 15:45

**ADAC Masters
Weekend**

started : 32 classified : 32 not classified : 0

	Drivers	Team	Car	Lap	Best Time	Gap	Diff	Kph	Day Time
1	36 C.Engelhart/S.Edwards	Team Geyer&Weinig EDV Schütz M	Porsche 911 GT3 R	4	1:40.361			164,1	16:17:43
2	20 C.Hürtgen/D.Schwager	Schubert Motorsport(DEU)	BMW Z4 GT3	9	1:40.543	0.182	0.182	163,8	16:20:38
3	6 M.Farnbacher/N.Kentenich	Farnbacher ESET Racing(DEU)	Porsche 911 GT3 R	4	1:40.557	0.196	0.014	163,8	16:16:37
4	5 S.Asch/M.Götz	kfzteile24 MS RACING Team(DEU)	Mercedes Benz SLS AMG GT3	3	1:40.662	0.301	0.105	163,6	16:06:14
5	40 R.Rast/C.Mamerow	MAMEROW Racing(DEU)	AUDI R8 LMS ultra	5	1:40.728	0.367	0.066	163,5	16:16:15
6	38 J.Krohn/N.Verdonck	Lambda Performance(DEU)	Ford GT GT3	6	1:40.728	0.367		163,5	16:21:09
7	29 R.Renauer/N.Armino	FROGREEN CO2 neutral(DEU)	Porsche 911 GT3 R	4	1:40.878	0.517	0.150	163,2	16:17:26
8	41 S.Knap/J.den Boer	DB Motorsport(NLD)	BMW Z4 GT3	7	1:40.884	0.523	0.006	163,2	16:00:32
9	8 H.Proczyk/D.Baumann	Heico Motorsport(DEU)	Mercedes Benz SLS AMG GT3	5	1:40.943	0.582	0.059	163,1	16:05:27
10	27 A.Wirth/H.Frentzen	Callaway Competition(DEU)	Corvette Z06.R GT3	8	1:41.080	0.719	0.137	162,9	16:14:11
11	9 A.Simonsen/M.Buhk	HEICO Junior Team(DEU)	Mercedes Benz SLS AMG GT3	5	1:41.105	0.744	0.025	162,9	16:08:01
12	4 F.Stoll/D.Dobitsch	kfzteile24 MS RACING Team(DEU)	Mercedes Benz SLS AMG GT3	6	1:41.154	0.793	0.049	162,8	16:13:39
13	28 D.Alessi/D.Keilwitz	Callaway Competition(DEU)	Corvette Z06.R GT3	9	1:41.156	0.795	0.002	162,8	16:20:32
14	14 F.Barth/P.Eng	MRS GT-Racing(DEU)	McLaren MP4-12C GT3	4	1:41.166	0.805	0.010	162,8	15:56:39
15	1 D.Lunardi/M.Martin	ALPINA(DEU)	BMW Alpina B6 GT3	3	1:41.212	0.851	0.046	162,7	16:16:07
16	21 E.Sandström/C.Mies	Prosperia uhc speed(DEU)	AUDI R8 LMS ultra	8	1:41.337	0.976	0.125	162,5	16:15:01
17	10 L.Arnold/A.Margaritis	Schöner Wohnen Polarweiss Team	Mercedes Benz SLS AMG GT3	11	1:41.447	1.086	0.110	162,3	16:18:32
18	2 F.Spengler/J.Leidinger	Liqui Moly Team Engstler(DEU)	BMW Alpina B6 GT3	3	1:41.467	1.106	0.020	162,3	15:59:34
19	15 S.Dolenc(*A*)/M.Ragginger	FACH AUTO TECH(CHE)	Porsche 911 GT3 R	5	1:41.482	1.121	0.015	162,3	16:16:59
20	11 R.Bader/D.Mengesdorf	Team rhino's Leipert Motorsport(DE	Lamborghini Gallardo LP600+	8	1:41.546	1.185	0.064	162,2	16:17:17
21	7 K.Heyer/C.Frankenhou	Heico Motorsport(DEU)	Mercedes Benz SLS AMG GT3	8	1:41.769	1.408	0.223	161,8	16:21:33
22	25 G.Engelhardt(*A*)/N.Thiim	Team GT 3 Kasko(DEU)	Porsche 911 GT3 R	3	1:41.826	1.465	0.057	161,7	15:51:12
23	33 K.Poulsen(*A*)/C.Nygaard	Young Driver AMR(DEU)	Aston Martin V12 Vantage GT3	5	1:41.881	1.520	0.055	161,6	16:10:52
24	17 R.Lips(*A*)/F.Schmickler	Callaway Competition(DEU)	Corvette Z06.R GT3	6	1:41.985	1.624	0.104	161,5	16:02:24
25	19 M.Partl/J.Weidinger	Schubert Motorsport(DEU)	BMW Z4 GT3	6	1:42.044	1.683	0.059	161,4	15:58:08
26	26 R.Bourdeaux(*A*)/A.Renauer	Team GT 3 Kasko(DEU)	Porsche 911 GT3 R	6	1:42.258	1.897	0.214	161,0	15:56:45
27	16 A.Gugger(*A*)/O.Klohs(*A*)	FACH AUTO TECH(CHE)	Porsche 911 GT3 R	3	1:42.452	2.091	0.194	160,7	16:03:31
28	50 J.van Ommen/M.Lasee	Mühlner Motorsport	Porsche 911 GT3 R	3	1:42.500	2.139	0.048	160,6	15:50:32
29	22 C.Tilke(*A*)/C.Abt	Prosperia uhc speed(DEU)	AUDI R8 LMS ultra	8	1:42.613	2.252	0.113	160,5	16:15:38
30	39 R.Brutschin/F.Lopez	Lambda Performance(DEU)	Ford GT GT3	8	1:42.651	2.290	0.038	160,4	16:20:20
31	34 P.Geipel/M.Sandritter	YACO Racing powered by Jochen S	Chevrolet Camaro GT3	9	1:43.505	3.144	0.854	159,1	16:06:43
32	12 O.Petrishin(*A*)/G.Tweraser	Team rhino's Leipert Motorsport(DE	Lamborghini Gallardo LP600+	11	1:45.798	5.437	2.293	155,6	16:13:52

Subject to final scrutineering!

Publications Time:

Clerk of the course:

Time Keeping:



ADAC GT Masters

Lap analysis Qualifying 1

Provisional



Hockenheimring, Length: 4574 m

Air temperature: 21.3°C

Track temperature: 31.7°C

Weather condition: Dry



Reg. Nr.: 300/12

Friday 28.9.2012 15:45

**ADAC Masters
Weekend**

Lap	Time	SE1	SP1	SE2	SP2	SE3	SP3	TSP	Lap	Time	SE1	SP1	SE2	SP2	SE3	SP3	TSP
1	Dino Lunardi, FRA/ Maxime Martin, BEL								theoretical besttime: 1:41.127								
1	27:44.617	26:19.610	128	50.887	182	34.120	200	248	5	1:41.709	22.556	159	46.703	192	32.450	201	261
2	1:41.969	22.936	158	46.568	190	32.465	202	258	6	1:47.275	22.846	159	49.279	150	35.150	202	262
3	1:41.212	22.581	160	46.121	191	32.510	200	261	7	1:55.641	22.702	160	46.619	154	46.320		262
4	1:44.948	22.724	158	49.485	193	32.739	202	262									

2	Florian Spengler, DEU/ Johannes Leidinger, DEU								theoretical besttime: 1:41.393								
1	11:09.963	9:36.339	137	53.112	157	40.512	198	228	8	1:46.331	22.722	158	47.548	158	36.061	202	261
2	1:43.247	23.341	160	47.111	192	32.795	202	258	9	1:41.630	22.776	160	46.390	192	32.464	202	261
3	1:41.467	22.632	160	46.340	194	32.495	201	260	10	1:49.776	23.448	162	46.330	192	39.998		261
4	1:41.622	22.646	158	46.297	193	32.679	202	260	11	5:14.817	3:49.896	148	49.705	158	35.216	201	258
5	1:50.825	23.330	162	46.688	194	40.807		260	12	1:50.243	22.817	159	46.538	155	40.888	201	259
6	6:49.373	5:28.059	149	47.482	187	33.832	201	258	13	1:42.003	22.685	161	46.511	193	32.807	202	260
7	1:42.271	22.981	161	46.321	193	32.969	202	260	14	2:23.951	28.003	134	59.234	89	56.714		209

4	Florian Stoll, DEU/ Daniel Dobitsch, AUT								theoretical besttime: 1:40.981								
1	20:10.645	18:39.089	133	56.770	176	34.786	199	205	6	1:41.154	22.497	161	46.090	192	32.567	203	263
2	1:42.749	23.280	161	46.638	191	32.831	201	260	7	1:41.156	22.468	160	46.183	193	32.505	202	262
3	1:41.284	22.684	161	46.154	192	32.446	201	262	8	2:03.841	22.804	161	51.281	80	49.756		263
4	1:41.833	23.111	161	46.237	191	32.485	201	261	9	4:08.504	2:42.607	123	51.735	193	34.162	202	225
5	1:41.364	22.518	160	46.246	193	32.600	203	262	10	2:14.812	22.445	160	46.773	120	1:05.594		262

5	Sebastian Asch, DEU/ Maximilian Götz, DEU								theoretical besttime: 1:40.579								
1	17:52.216	16:17.636	126	1:00.200	179	34.380	197	171	7	5:31.154	3:56.682	152	55.354	153	39.118	199	177
2	1:41.596	23.003	160	46.199	190	32.394	201	260	8	1:42.860	22.847	157	46.404	192	33.609	202	261
3	1:40.662	22.398	160	45.923	191	32.341	201	262	9	1:40.829	22.416	160	45.918	192	32.495	202	262
4	1:41.643	22.482	161	45.951	192	33.210	194	262	10	1:47.097	22.320	160	46.442	167	38.335	198	263
5	1:53.983	27.348	135	52.353	189	34.282	201	208	11	1:51.110	22.928	162	46.653	173	41.529		263
6	3:56.393	22.753	161	46.142	191	2:47.498		262									

6	Mario Farnbacher, DEU/ Niclas Kentenich, DEU								theoretical besttime: 1:40.357								
1	26:23.612	24:48.342	117	57.187	161	38.083	172	184	5	1:40.609	22.497	164	45.665	196	32.447	204	268
2	1:52.561	25.954	148	52.991	168	33.616	202	209	6	1:40.809	22.470	165	45.813	194	32.526	205	269
3	1:40.994	22.566	167	46.060	195	32.368	205	265	7	1:47.892	22.724	163	46.949	194	38.219		269
4	1:40.557	22.574	165	45.761	197	32.222	204	269									

7	Kenneth Heyer, DEU/ Christiaan Frankenhou, NLD								theoretical besttime: 1:41.707								
1	11:20.468	9:42.771	116	54.137	160	43.560		238	6	7:05.009	5:45.136	156	47.052	191	32.821	200	256
2	9:31.207	8:09.871	146	48.221	189	33.115	199	253	7	1:41.861	22.723	159	46.525	191	32.613	199	259
3	1:41.956	22.791	153	46.553	191	32.612	198	258	8	1:41.769	22.635	158	46.460	192	32.674	201	260
4	1:42.040	22.656	160	46.528	191	32.856	191	260	9	2:15.235	22.696	160	46.925	128	1:05.614		261
5	1:49.284	22.865	160	46.509	190	39.910		260									

8	Harald Proczyk, AUT/ Dominik Baumann, AUT								theoretical besttime: 1:40.919								
1	11:09.149	9:34.556	124	53.018	179	41.575		243	7	1:50.150	22.809	159	47.695	190	39.646		262
2	4:11.771	2:48.741	153	48.810	184	34.220	198	257	8	9:03.312	7:35.525	126	54.429	188	33.358	201	171
3	1:41.989	22.988	162	46.473	191	32.528	201	259	9	1:43.403	22.902	158	47.406	191	33.095	201	259
4	1:43.444	22.886	161	47.280	189	33.278	200	259	10	1:43.667	22.666	160	46.219	192	34.782	202	260
5	1:40.943	22.410	161	46.119	191	32.414	201	260	11	1:59.325	22.386	162	47.104	113	49.835		261
6	1:41.054	22.398	160	46.188	190	32.468	199	260									

9	Andreas Simonsen, SWE/ Maximilian Buhk, DEU								theoretical besttime: 1:40.844								
1	11:33.654	10:02.561	136	50.848	149	40.245		249	7	7:41.987	6:15.182	156	48.525	146	38.280	200	257
2	6:24.123	4:59.160	143	49.660	165	35.303	199	203	8	1:41.136	22.555	158	46.240		32.341	201	261
3	1:41.443	22.544	160	46.282	191	32.617	200	259	9	1:44.663	22.784	158	48.742	192	33.137	202	214
4	1:41.108	22.367	159	46.138	189	32.603	201	261	10	1:41.488	22.592	160	46.387	192	32.509	202	261
5	1:41.105	22.512	161	46.136	191	32.457	201	261	11	1:53.322	22.553	160	47.504	140	43.265		262
6	1:46.743	22.631	160	46.247	192	37.865		260									



ADAC GT Masters

Lap analysis Qualifying 1

Provisional



Hockenheimring, Length: 4574 m

Air temperature: 21.3°C

Track temperature: 31.7°C

Weather condition: Dry

DMSB Reg. Nr.: 300/12
Deutscher Motor Sport Bund e.V.

Friday 28.9.2012 15:45

**ADAC Masters
Weekend**

Lap	Time	SE1	SP1	SE2	SP2	SE3	SP3	TSP	Lap	Time	SE1	SP1	SE2	SP2	SE3	SP3	TSP
10	Lance David Arnold, DEU/ Alexandros Margaritis, GRC								theoretical besttime: 1:41.267								
1	9:56.286	8:28.907	134	50.267	183	37.112		227	7	1:41.732	22.573	159	46.423	188	32.736	200	260
2	2:48.429	1:28.172	157	47.488	188	32.769	199	255	8	1:56.203	22.917	159	51.635	172	41.651		253
3	1:41.557	22.587	159	46.382	191	32.588	199	259	9	6:55.994	5:36.190	160	46.698	191	33.106	200	259
4	1:42.597	22.463	159	47.105	191	33.029	200	258	10	1:41.521	22.661	159	46.379	191	32.481	201	260
5	1:44.965	22.504	159	49.683	187	32.778	200	258	11	1:41.447	22.605	159	46.417	191	32.425	200	260
6	1:41.816	22.616	160	46.456	189	32.744	201	260	12	1:48.439	22.696	158	46.777	191	38.966		260

11	Raffael Bader, CHE/ David Mengesdorf, DEU								theoretical besttime: 1:41.333								
1	20:02.275	18:23.734	131	1:01.780	88	36.761	193	171	6	1:41.947	22.910	163	46.435	193	32.602	199	256
2	2:03.978	25.052	123	1:05.017	187	33.909	198	209	7	1:41.579	22.624	162	46.449	192	32.506	199	255
3	1:42.526	23.316	162	46.664	192	32.546	199	254	8	1:41.546	22.677	162	46.356	192	32.513	198	256
4	1:41.908	22.858	163	46.697	192	32.353	200	255	9	1:41.567	22.674	161	46.489	191	32.404	201	258
5	1:41.867	22.835	163	46.555	191	32.477	199	254	10	1:50.454	23.010	162	46.827	191	40.617		257

12	Oleg Petrishin, RUS/ Gerhard Tweraser, AUT								theoretical besttime: 1:45.676								
1	8:18.394	6:26.114	114	1:03.034	171	49.246		186	7	1:58.108	24.316	146	49.666	183	44.126		251
2	2:07.842	40.613	134	50.859	181	36.370	194	247	8	3:58.452	2:33.854	131	49.744	184	34.854	196	250
3	1:50.184	24.843	146	49.841	184	35.500	192	244	9	1:46.945	24.592	152	47.864	189	34.489	196	254
4	1:47.827	24.384	157	48.549	185	34.894	196	255	10	1:45.808	23.625	155	47.817	186	34.366	198	254
5	1:46.606	24.145	147	48.144	187	34.317	195	253	11	1:45.798	23.542	152	47.874	188	34.382	196	254
6	1:46.349	23.656	148	48.179	187	34.514	196	254	12	2:07.696	28.143	137	50.625	181	48.928		252

14	Fredy Barth, CHE/ Philipp Eng, AUT								theoretical besttime: 1:40.799								
1	6:34.576	5:02.212	116	57.177	186	35.187	202	180	6	19:24.012	17:57.054	150	51.914	193	35.044	204	183
2	1:42.562	23.054	163	46.447	192	33.061	203	263	7	1:41.290	22.710	161	45.930	193	32.650	204	265
3	1:41.437	22.615	162	45.880	194	32.942	203	263	8	1:41.170	22.705	163	45.766	195	32.699	203	266
4	1:41.166	22.657	161	45.810	193	32.699	204	265	9	1:58.061	22.383	163	45.862	192	49.816		266
5	3:16.979	22.952	146	49.442	185	2:04.585		232									

15	Swen Dolenc, DEU/ Martin Ragginger, AUT								theoretical besttime: 1:41.057								
1	24:58.947	22:47.512	95	1:19.496	118	51.939	182	102	6	1:41.490	22.866	162	46.070	192	32.554	203	267
2	1:52.544	24.720	150	54.193	182	33.631	203	228	7	1:41.747	22.486	161	46.370	192	32.891	203	267
3	1:41.768	22.713	161	46.275	192	32.780	204	265	8	1:54.420	27.032	137	53.457	169	33.931	203	227
4	1:44.378	22.433	163	47.036	171	34.909	204	266	9	2:02.664	22.858	162	52.054	145	47.752		238
5	1:41.482	22.670	162	46.197	193	32.615	203	265									

16	Andrina Gugger, CHE/ Otto Klohs, DEU								theoretical besttime: 1:42.379								
1	15:04.640	13:34.610	134	54.457	172	35.573	197	188	6	2:59.334	1:35.619	151	50.090	190	33.625	200	232
2	1:43.921	23.297	161	47.131	192	33.493	198	264	7	1:44.641	23.564	142	47.883	190	33.194	201	257
3	1:42.452	22.704	162	46.514	189	33.234	200	264	8	1:43.236	22.843	159	46.689	189	33.704	202	264
4	1:42.599	22.671	162	46.575	190	33.353	201	264	9	1:48.541	22.760	159	46.615	186	39.166		266
5	1:47.636	22.849	159	46.648	189	38.139		265									

17	Remo Lips, CHE/ Frank Schmickler, DEU								theoretical besttime: 1:41.621								
1	8:23.949	6:40.361	114	58.220	179	45.368		174	7	1:53.619	22.512	160	48.290	180	42.817		262
2	2:10.289	36.479	141	59.359	186	34.451	200	190	8	3:38.597	2:04.461	137	58.768	174	35.368	196	171
3	1:43.039	23.146	163	46.749	188	33.144	202	262	9	1:43.422	23.145	163	47.136	189	33.141	201	263
4	1:42.212	22.712	161	46.625	191	32.875	202	262	10	1:42.009	22.750	162	46.388	191	32.871	203	262
5	1:42.544	22.819	161	46.513	190	33.212	200	262	11	2:26.518	28.864	135	59.921	170	57.733		161
6	1:41.985	22.865	164	46.238	191	32.882	201	262									

19	Maximilian Partl, DEU/ Jörg Weidinger, DEU								theoretical besttime: 1:41.956								
1	4:22.915	2:45.820	116	59.515	171	37.580	190	179	6	1:42.044	22.788	159	46.635	190	32.621	196	255
2	1:48.013	24.526	139	49.122	185	34.365	193	247	7	1:42.644	22.747	152	47.289	191	32.608	197	249
3	1:48.900	25.176	156	49.921	185	33.803	199	253	8	1:42.741	22.905	155	47.028	191	32.808	199	253
4	1:43.233	23.059	159	47.170	190	33.004	200	250	9	1:42.333	22.713	160	46.855	191	32.765	198	254
5	1:43.298	22.865	160	47.304	186	33.129	198	254	10	1:53.335	23.614	140	49.169	190	40.552		233



ADAC GT Masters

Lap analysis Qualifying 1

Provisional



Hockenheimring, Length: 4574 m

Air temperature: 21.3°C

Track temperature: 31.7°C

Weather condition: Dry



Reg. Nr.: 300/12

Friday 28.9.2012 15:45

**ADAC Masters
Weekend**

Lap	Time	SE1	SP1	SE2	SP2	SE3	SP3	TSP	Lap	Time	SE1	SP1	SE2	SP2	SE3	SP3	TSP
20	Claudia Hürtgen, DEU/ Dominik Schwager, DEU								theoretical besttime: 1:40.442								
1	18:02.849	16:19.539	124	1:04.153	164	39.157	194	185	7	5:36.317	4:03.554	140	52.172	67	40.591	200	254
2	1:45.874	23.684	151	48.406	183	33.784	199	251	8	1:41.053	22.578	159	46.404	193	32.071	201	255
3	1:41.576	22.583	159	46.745	192	32.248	199	252	9	1:40.543	22.259	159	46.155	193	32.129	200	255
4	1:40.696	22.345	161	46.252	193	32.099	201	255	10	1:40.727	22.402	158	46.206	194	32.119	201	255
5	1:40.749	22.421	161	46.112	194	32.216	201	256	11	2:44.983	22.336	160	46.581	152	1:36.066		255
6	1:48.748	22.682	160	46.329	189	39.737		258									

21	Edward Sandström, SWE/ Christopher Mies, DEU								theoretical besttime: 1:41.197								
1	17:45.577	16:10.996	126	54.440	177	40.141		208	7	1:43.584	22.631	157	47.022	190	33.931	199	252
2	1:59.484	36.197	148	49.138	186	34.149	193	215	8	1:41.337	22.624	158	46.478	191	32.235	200	253
3	1:42.294	22.761	157	46.826	189	32.707	199	253	9	1:43.946	23.854	151	47.335	190	32.757	199	252
4	1:41.883	22.636	158	46.867	190	32.380	199	252	10	1:41.927	22.832	157	46.547	191	32.548	197	254
5	1:41.704	22.484	157	46.670	192	32.550	198	252	11	1:49.611	23.271	158	47.731	186	38.609		252
6	1:45.282	22.716	159	49.166	189	33.400	199	210									

22	Carsten Tilke, DEU/ Christian Abt, DEU								theoretical besttime: 1:42.485								
1	5:36.805	3:50.742	104	1:04.677	129	41.386	193	165	8	1:42.613	22.948	160	46.866	190	32.799	198	255
2	1:46.575	24.511	142	48.328	186	33.736	196	249	9	1:42.638	23.032	159	46.738	189	32.868	198	256
3	1:44.266	23.430	158	47.580	190	33.256	198	253	10	1:42.703	22.997	159	46.759	190	32.947	199	256
4	1:43.373	23.138	159	47.243	190	32.992	198	253	11	1:52.371	23.427	157	46.874	190	42.070		255
5	1:43.346	23.037	151	47.394	191	32.915	199	254	12	2:50.490	1:22.361	159	48.323	155	39.806	197	253
6	1:51.576	23.042	158	47.494	191	41.040		255	13	2:04.007	23.540	159	50.142	133	50.325		253
7	14:29.463	13:06.220	158	47.543	187	35.700	198	252									

25	Georg Engelhardt, DEU/ Nicki Thiim, DEN								theoretical besttime: 1:41.826								
1	2:46.526	52.462	111	1:09.718	79	44.346	199	137	4	1:43.207	23.093	160	46.804	191	33.310	199	264
2	1:43.793	23.717	151	46.846	191	33.230	201	263	5	1:58.725	23.204	159	48.302	156	47.219		265
3	1:41.826	22.821	162	45.952	192	33.053	203	265									

26	Rene Bourdeaux, DEU/ Alfred Renauer, DEU								theoretical besttime: 1:42.211								
1	2:47.895	1:03.439	110	1:08.633	164	35.823	198	123	5	1:42.481	22.867	159	46.578	191	33.036	203	265
2	2:06.505	23.417	154	1:09.236	184	33.852	201	137	6	1:42.258	22.825	162	46.353	191	33.080	202	266
3	1:42.963	22.866	161	46.607	193	33.490	198	264	7	1:42.935	22.895	161	46.350	192	33.690	201	267
4	1:42.740	23.058	162	46.569	188	33.113	202	265	8	1:51.574	23.061	161	46.697	189	41.816		265

27	Andreas Wirth, DEU/ Heinz-Harald Frentzen, DEU								theoretical besttime: 1:40.975								
1	13:39.438	12:03.508	109	58.859	136	37.071	195	160	6	1:50.847	22.415	162	46.984	184	41.448		264
2	1:46.634	23.569	158	49.591	189	33.474	201	217	7	4:34.276	3:07.962	156	49.675	178	36.639	202	235
3	1:53.190	22.708	161	46.025	192	44.457		262	8	1:41.080	22.520	161	45.998	192	32.562	201	262
4	2:04.305	44.065	158	46.730	189	33.510	201	261	9	1:44.639	22.601	162	46.149	178	35.889	202	262
5	1:41.222	22.533	162	46.003	191	32.686	202	262	10	1:50.579	22.545	162	46.078	193	41.956		262

28	Diego Alessi, ITA/ Daniel Keilwitz, DEU								theoretical besttime: 1:40.989								
1	20:59.346	19:22.167	126	58.823	154	38.356	191	185	6	1:41.369	22.537	160	46.082	182	32.750	203	263
2	1:54.515	25.110	150	52.703	168	36.702	199	253	7	1:41.176	22.460	162	46.064	194	32.652	202	264
3	2:09.415	23.575	151	53.859	69	51.981	194	238	8	1:41.381	22.413	162	46.147	192	32.821	203	264
4	1:52.990	25.901	146	49.588	187	37.501	202	238	9	1:41.156	22.580	163	45.987	194	32.589	201	263
5	1:50.658	22.707	160	47.238	146	40.713	203	262	10	3:13.197	25.104	146	49.322	180	1:58.771		221

29	Robert Renauer, DEU/ Nicolas Armindo, FRA								theoretical besttime: 1:40.865								
1	27:22.007	25:55.694	131	51.565	184	34.748	204	237	5	1:41.000	22.362	162	46.048	191	32.590	203	267
2	1:41.684	22.823	162	46.190	192	32.671	203	265	6	1:46.650	22.836	158	49.317	181	34.497	204	264
3	1:41.376	22.474	163	46.031	192	32.871	205	266	7	1:42.865	22.573	162	47.063	187	33.229	204	266
4	1:40.878	22.280	162	46.044	192	32.554	204	266	8	1:58.471	22.583	159	49.488	131	46.400		264



ADAC GT Masters

Lap analysis Qualifying 1

Provisional



Hockenheimring, Length: 4574 m

Air temperature: 21.3°C

Track temperature: 31.7°C

Weather condition: Dry



Reg. Nr.: 300/12

Friday 28.9.2012 15:45

**ADAC Masters
Weekend**

Lap	Time	SE1	SP1	SE2	SP2	SE3	SP3	TSP	Lap	Time	SE1	SP1	SE2	SP2	SE3	SP3	TSP
33	Kristian Poulsen, DEN/ Christoffer Nygaard, DEN								theoretical besttime: 1:41.708								
1	14:10.251	12:36.455	114	58.326	167	35.470	189	173	7	1:41.978	22.779	161	46.774	190	32.425	199	256
2	1:55.814	24.292	152	50.180	178	41.342		242	8	1:42.604	22.835	160	46.913	189	32.856	200	256
3	6:21.924	5:00.476	157	47.721	186	33.727	199	252	9	1:42.052	22.762	161	46.731	190	32.559	200	256
4	1:42.733	22.985	161	47.248	188	32.500	199	253	10	1:42.009	22.712	159	46.734	189	32.563	200	255
5	1:41.881	22.552	161	46.869	189	32.460	200	253	11	2:05.333	23.055	161	55.891	175	46.387		173
6	1:42.469	22.897	161	46.958	189	32.614	198	254									

34	Philip Geipel, DEU/ Max Sandritter, DEU								theoretical besttime: 1:43.250								
1	2:56.035	1:07.117	112	1:10.945	127	37.973	200	136	7	1:59.264	24.052	146	50.125	190	45.087		226
2	1:46.527	23.474	154	49.401	191	33.652	201	215	8	6:21.973	4:59.297	126	48.965	191	33.711	203	259
3	1:43.798	23.084	161	46.892	191	33.822	203	265	9	1:43.505	23.198	161	46.608	193	33.699	204	269
4	1:44.623	23.229	160	47.393	188	34.001	202	266	10	1:43.562	23.200	161	46.742	194	33.620	203	267
5	1:43.793	23.261	160	46.801	192	33.731	204	266	11	1:43.821	23.093	162	46.935	192	33.793	201	268
6	1:43.550	23.130	161	46.862	192	33.558	202	268	12	1:52.796	23.700	160	47.904	192	41.192		239

36	Christian Engelhart, DEU/ Sean Edwards, GBR								theoretical besttime: 1:40.142								
1	27:34.505	26:11.414	150	49.105	176	33.986	202	231	4	1:40.361	22.298	161	45.602	195	32.461	202	266
2	1:40.374	22.514	163	45.587	193	32.273	205	264	5	2:52.542	22.542	162	49.497	174	1:40.503		267
3	1:47.987	22.282	162	45.799	192	39.906	204	265									

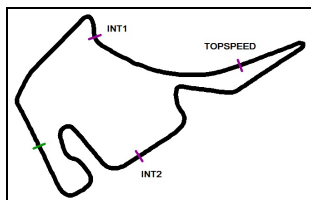
38	Jesse Krohn, FIN/ Nicolas Verdonck, BEL								theoretical besttime: 1:40.437								
1	27:05.414	25:22.271	129	57.747	178	45.396		251	5	1:40.766	22.449	160	45.722	194	32.595	199	261
2	2:17.916	54.687	135	49.060	184	34.169	197	258	6	1:40.728	22.516	159	45.865	194	32.347	199	261
3	1:43.539	23.274	161	47.243	189	33.022	199	260	7		22.368	160	46.455	123			263
4	1:40.905	22.484	160	45.984	192	32.437	198	261									

39	Riccardo Brutschin, DEU/ Francesco Lopez, ITA								theoretical besttime: 1:42.651								
1	14:29.137	12:56.957	135	50.879	179	41.301		243	6	10:07.391	8:44.725	151	49.168	185	33.498	195	244
2	1:59.439	37.693	131	48.009	188	33.737	190	255	7	1:43.021	23.035	158	46.775	189	33.211	196	256
3	1:43.466	23.043	158	46.981	189	33.442	194	254	8	1:42.651	22.796	158	46.729	189	33.126	195	258
4	1:43.642	22.846	158	46.738	188	34.058	193	258	9	1:42.990	22.929	159	46.792	189	33.269	198	259
5	1:51.289	23.139	157	46.736	188	41.414		257	10	1:52.625	23.139	157	47.032	182	42.454		259

40	Rene Rast, DEU/ Christian Mamerow, DEU								theoretical besttime: 1:40.600								
1	24:08.494	22:26.887	115	58.465	184	43.142		215	5	1:40.728	22.254	159	46.248	192	32.226	199	255
2	2:02.841	41.189	156	48.475	185	33.177	197	250	6	1:40.781	22.413	159	46.270	192	32.098	199	256
3	1:41.885	22.577	158	46.880	190	32.428	199	252	7	1:45.680	22.440	159	47.239	154	36.001	200	256
4	1:40.905	22.398	158	46.336	191	32.171	200	254	8	2:54.904	22.618	158	47.241	186	1:45.045		256

41	Simon Knap, NLD/ Jeroen den Boer, NLD								theoretical besttime: 1:40.780								
1	4:08.245	1:47.841	81	1:22.304	98	58.100		73	8	1:41.139	22.316	157	46.627	190	32.196	199	254
2	2:57.579	1:16.767	122	1:06.285	140	34.527	196	145	9	2:50.751	22.457	157	46.689	190	1:41.605		253
3	1:41.690	22.661	155	46.847	189	32.182	198	249	10	9:44.146	8:24.901	150	47.129	190	32.116	199	249
4	1:41.276	22.416	153	46.763	191	32.097	199	251	11	1:41.061	22.303	156	46.660	190	32.098	198	253
5	1:41.424	22.454	155	46.676	189	32.294	198	252	12	1:40.925	22.355	155	46.547	191	32.023	200	254
6	1:41.549	22.366	153	46.771	189	32.412	198	253	13	1:48.724	22.492	157	47.161	187	39.071		255
7	1:40.884	22.385	157	46.454	191	32.045	201	253									

50	Jörg van Ommen, DEU/ Marcel Lasee, DEU								theoretical besttime: 1:42.187								
1	2:05.992	38.818	134	51.818	185	35.356	202	227	8	2:08.283	38.527	134	53.366	185	36.390	202	219
2	1:43.674	23.476	161	46.820	191	33.378	203	262	9	1:42.690	23.053	159	46.579	192	33.058	202	264
3	1:42.500	22.882	163	46.319	193	33.299	202	263	10	1:42.538	22.888	159	46.509	193	33.141	203	263
4	1:42.917	22.913	160	46.770	191	33.234	201	263	11	1:42.620	22.812	161	46.650	189	33.158	203	265
5	1:55.352	23.768	161	49.269	187	42.315		249	12	1:42.563	23.005	162	46.502	192	33.056	203	266
6	11:31.876	10:09.645	148	48.123	189	34.108	202	260	13	1:56.727	25.202	135	49.061	189	42.464		261
7	1:54.702	22.958	161	48.492	173	43.252		244									



ADAC GT Masters

Vmax list Qualifying 1

Provisional



Hockenheimring, Length: 4574 m

Air temperature: 21.3°C

Track temperature: 31.7°C

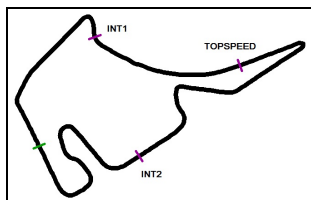
Weather condition: Dry

DMSB Reg. Nr.: 300/12
Deutscher Motor Sport Bund e.V.

Friday 28.9.2012 15:45

**ADAC Masters
Weekend**

Nr	Team, Car, Driver, Nat	Top speed
34	YACO Racing powered by Jochen Schweizer, Chevrolet Ca Geipel Philip , DEU Sandritter Max , DEU	269,13 km/h
6	Farnbacher ESET Racing, Porsche 911 GT3 R Farnbacher Mario , DEU Kentenich Niclas , DEU	268,59 km/h
29	FROGREEN CO2 neutral, Porsche 911 GT3 R Renauer Robert , DEU Armino Nicolas , FRA	267,00 km/h
15	FACH AUTO TECH, Porsche 911 GT3 R Dolenc Swen , DEU Ragginger Martin , AUT	267,00 km/h
26	Team GT 3 Kasko, Porsche 911 GT3 R Bourdeaux Rene , DEU Renauer Alfred , DEU	266,86 km/h
36	Team Geyer&Weinig EDV Schütz Motorsport, Porsche 911 GT3 R Engelhart Christian , DEU Edwards Sean , GBR	266,73 km/h
14	MRS GT-Racing, McLaren MP4-12C GT3 Barth Fredy , CHE Eng Philipp , AUT	266,47 km/h
50	Mühlner Motorsport, Porsche 911 GT3 R van Ommen Jörg , DEU Lasee Marcel , DEU	265,81 km/h
16	FACH AUTO TECH, Porsche 911 GT3 R Gugger Andrina , CHE Klohs Otto , DEU	265,62 km/h
25	Team GT 3 Kasko, Porsche 911 GT3 R Engelhardt Georg , DEU Thiim Nicki , DEN	264,84 km/h
27	Callaway Competition, Corvette Z06.R GT3 Wirth Andreas , DEU Frentzen Heinz-Harald , DEU	264,45 km/h
28	Callaway Competition, Corvette Z06.R GT3 Alessi Diego , ITA Keilwitz Daniel , DEU	263,80 km/h
4	kfzteile24 MS RACING Team, Mercedes Benz SLS AMG GT3 Stoll Florian , DEU Dobitsch Daniel , AUT	263,41 km/h
38	Lambda Performance, Ford GT GT3 Krohn Jesse , FIN Verdonck Nicolas , BEL	263,09 km/h



ADAC GT Masters

Vmax list Qualifying 1

Provisional



Hockenheimring, Length: 4574 m

Air temperature: 21.3°C

Track temperature: 31.7°C

Weather condition: Dry

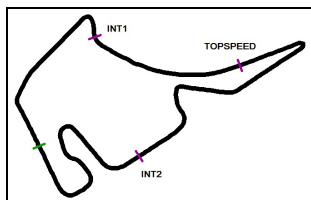


Reg. Nr.: 300/12

Friday 28.9.2012 15:45

**ADAC Masters
Weekend**

Nr	Team, Car, Driver, Nat	Top speed
17	Callaway Competition, Corvette Z06.R GT3 Lips Remo , CHE Schmickler Frank , DEU	262,97 km/h
5	kfzteile24 MS RACING Team, Mercedes Benz SLS AMG GT3 Asch Sebastian , DEU Götz Maximilian , DEU	262,58 km/h
1	ALPINA, BMW Alpina B6 GT3 Lunardi Dino , FRA Martin Maxime , BEL	262,07 km/h
9	HEICO Junior Team, Mercedes Benz SLS AMG GT3 Simonsen Andreas , SWE Buhk Maximilian , DEU	261,88 km/h
8	Heico Motorsport, Mercedes Benz SLS AMG GT3 Proczyk Harald , AUT Baumann Dominik , AUT	261,50 km/h
2	Liqui Moly Team Engstler, BMW Alpina B6 GT3 Spengler Florian , DEU Leidinger Johannes , DEU	261,44 km/h
7	Heico Motorsport, Mercedes Benz SLS AMG GT3 Heyer Kenneth , DEU Frankenhout Christiaan , NLD	261,19 km/h
10	Schöner Wohnen Polarweiss Team HEICO, Mercedes Benz Arnold Lance David , DEU Margaritis Alexandros , GRC	260,43 km/h
39	Lambda Performance, Ford GT GT3 Brutschin Riccardo , DEU Lopez Francesco , ITA	259,24 km/h
11	Team rhino's Leipert Motorsport, Lamborghini Gallardo LP Bader Raffael , CHE Mengesdorf David , DEU	257,82 km/h
20	Schubert Motorsport, BMW Z4 GT3 Hürtgen Claudia , DEU Schwager Dominik , DEU	257,76 km/h
33	Young Driver AMR, Aston Martin V12 Vantage GT3 Poulsen Kristian , DEN Nygaard Christoffer , DEN	256,47 km/h
40	MAMEROW Racing, AUDI R8 LMS ultra Rast Rene , DEU Mamerow Christian , DEU	256,29 km/h
22	Prosperia uhc speed, AUDI R8 LMS ultra Tilke Carsten , DEU Abt Christian , DEU	256,05 km/h



ADAC GT Masters

Vmax list Qualifying 1

Provisional



Hockenheimring, Length: 4574 m

Air temperature: 21.3°C

Track temperature: 31.7°C

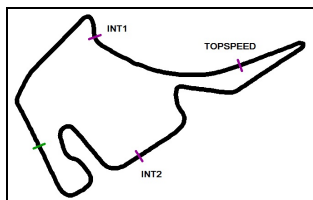
Weather condition: Dry

DMSB Reg. Nr.: 300/12
Deutscher Motorsport Bund e.V.

Friday 28.9.2012 15:45

**ADAC Masters
Weekend**

Nr	Team, Car, Driver, Nat	Top speed
41	DB Motorsport, BMW Z4 GT3 Knap Simon , NLD den Boer Jeroen , NLD	254,84 km/h
19	Schubert Motorsport, BMW Z4 GT3 Partl Maximilian , DEU Weidinger Jörg , DEU	254,84 km/h
12	Team rhino's Leipert Motorsport, Lamborghini Gallardo LP6 Petrishin Oleg , RUS Tweraser Gerhard , AUT	254,72 km/h
21	Prosperia uhc speed, AUDI R8 LMS ultra Sandström Edward , SWE Mies Christopher , DEU	253,64 km/h



ADAC GT Masters

Start Grid Race 1

Provisional



Hockenheimring, Length: 4574 m

Air temperature: 14.6°C

Track temperature: 17.0°C

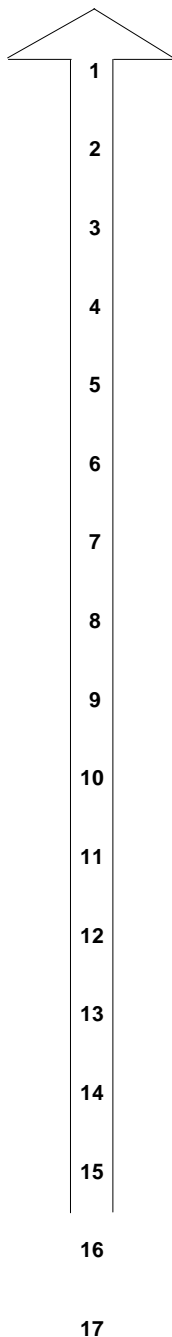
Weather condition: Dry

DMSB Reg. Nr.: 300/12
Deutscher Motor Sport Bund e.V.

Saturday 29.9.2012 12:30

**ADAC Masters
Weekend**

20 Schubert Motorsport	1:40.543
Claudia Hürtgen/ Dominik Schwager	
5 kfzteile24 MS RACING Team	1:40.662
Sebastian Asch/ Maximilian Götz	
29 FROGREEN CO2 neutral	1:40.878
Robert Renauer/ Nicolas Armindo	
8 Heico Motorsport	1:40.943
Harald Proczyk/ Dominik Baumann	
9 HEICO Junior Team	1:41.105
Andreas Simonsen/ Maximilian Buhk	
28 Callaway Competition	1:41.156
Diego Alessi/ Daniel Keilwitz	
1 ALPINA	1:41.212
Dino Lunardi/ Maxime Martin	
10 Schöner Wohnen Polarweiss Team	1:41.447
Lance David Arnold/ Alexandros Margaritis	
15 FACH AUTO TECH	1:41.482
Sven Dolenc/ Martin Ragginger	
7 Heico Motorsport	1:41.769
Kenneth Heyer/ Christiaan Frankenhout	
33 Young Driver AMR	1:41.881
Kristian Poulsen/ Christoffer Nygaard	
19 Schubert Motorsport	1:42.044
Maximilian Partl/ Jörg Weidinger	
16 FACH AUTO TECH	1:42.452
Andrina Gugger/ Otto Klohs	
22 Prosperia uhc speed	1:42.613
Carsten Tilke/ Christian Abt	
34 YACO Racing powered by Jochen	1:43.505
Philip Geipel/ Max Sandritter	
18 Callaway Competition	
Toni Seiler/ Frank Kechele	



POLE POSITION

36 Team Geyer&Weinig EDV Schütz II	1:40.361
Christian Engelhart/ Sean Edwards	
6 Farnbacher ESET Racing	1:40.557
Mario Farnbacher/ Niclas Kentenich	
40 MAMEROW Racing	1:40.728
Rene Rast/ Christian Mamerow	
41 DB Motorsport	1:40.884
Simon Knap/ Jeroen den Boer	
27 Callaway Competition	1:41.080
Andreas Wirth/ Heinz-Harald Frentzen	
4 kfzteile24 MS RACING Team	1:41.154
Florian Stoll/ Daniel Dobitsch	
14 MRS GT-Racing	1:41.166
Fredy Barth/ Philipp Eng	
21 Prosperia uhc speed	1:41.337
Edward Sandström/ Christopher Mies	
2 Liqui Moly Team Engstler	1:41.467
Florian Spengler/ Johannes Leidinger	
11 Team rhino's Leibert Motorsport	1:41.546
Raffael Bader/ David Mengesdorf	
25 Team GT 3 Kasko	1:41.826
Georg Engelhardt/ Nicki Thiim	
17 Callaway Competition	1:41.985
Remo Lips/ Frank Schmickler	
26 Team GT 3 Kasko	1:42.258
Rene Bourdeaux/ Alfred Renauer	
50 Mühlner Motorsport	1:42.500
Jörg van Ommen/ Marcel Lasee	
39 Lambda Performance	1:42.651
Riccardo Brutschin/ Francesco Lopez	
12 Team rhino's Leibert Motorsport	1:45.798
Oleg Petrishin/ Gerhard Tweraser	
44 HEICO-GRAVITY CHAROUZ TEAM	
Jan Stovicek/ Erik Janis	

withdraw car no. 38

allowance to start car no. 18, 44

Publications Time:

Clerk of the course:

Time Keeping: