

# ADAC GT Masters

## Results Free Practice 2

Provisional



Hockenheimring, Length: 4574 m

Air temperature: 19.4°C

Track temperature: 25.3°C

Weather condition: Dry



Reg. Nr.: 300/12

Friday 28.9.2012 11:55

**ADAC Masters  
Weekend**

started : 33      classified : 33      not classified : 0

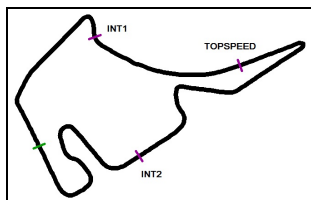
	Drivers	Team	Car	Lap	Best Time	Gap	Diff	Kph	Day Time
1	21 E.Sandström/C.Mies	Prosperia uhc speed(DEU)	AUDI R8 LMS ultra	21	<b>1:40.632</b>			163,6	12:48:10
2	38 J.Krohn/N.Verdonck	Lambda Performance(DEU)	Ford GT GT3	18	<b>1:40.655</b>	0.023	0.023	163,6	12:55:35
3	28 D.Alessi/D.Keilwiz	Callaway Competition(DEU)	Corvette Z06.R GT3	27	<b>1:40.658</b>	0.026	0.003	163,6	12:52:29
4	14 F.Barth/P.Eng	MRS GT-Racing(DEU)	McLaren MP4-12C GT3	17	<b>1:40.669</b>	0.037	0.011	163,6	12:48:35
5	36 C.Engelhart/S.Edwards	Team Geyer&Weinig EDV Schütz M	Porsche 911 GT3 R	9	<b>1:40.700</b>	0.068	0.031	163,5	12:15:41
6	5 S.Asch/M.Götz	kfzteile24 MS RACING Team(DEU)	Mercedes Benz SLS AMG GT3	10	<b>1:40.705</b>	0.073	0.005	163,5	12:17:58
7	7 K.Heyer/C.Frankenhou	Heico Motorsport(DEU)	Mercedes Benz SLS AMG GT3	24	<b>1:40.706</b>	0.074	0.001	163,5	12:47:12
8	20 C.Hürtgen/D.Schwager	Schubert Motorsport(DEU)	BMW Z4 GT3	20	<b>1:40.711</b>	0.079	0.005	163,5	12:38:34
9	6 M.Farnbacher/N.Kentenich	Farnbacher ESET Racing(DEU)	Porsche 911 GT3 R	13	<b>1:40.717</b>	0.085	0.006	163,5	12:20:27
10	9 A.Simonsen/M.Buhk	HEICO Junior Team(DEU)	Mercedes Benz SLS AMG GT3	25	<b>1:40.829</b>	0.197	0.112	163,3	12:55:30
11	15 S.Dolenc(*A*)/M.Ragginger	FACH AUTO TECH(CHE)	Porsche 911 GT3 R	27	<b>1:40.844</b>	0.212	0.015	163,3	12:52:11
12	8 H.Proczyk/D.Baumann	Heico Motorsport(DEU)	Mercedes Benz SLS AMG GT3	26	<b>1:40.868</b>	0.236	0.024	163,2	12:55:39
13	41 S.Knap/J.den Boer	DB Motorsport(NLD)	BMW Z4 GT3	14	<b>1:40.976</b>	0.344	0.108	163,1	12:24:10
14	18 T.Seiler(*A*)/F.Kechele	Callaway Competition(DEU)	Corvette Z06.R GT3	18	<b>1:40.987</b>	0.355	0.011	163,1	12:40:51
15	27 A.Wirth/H.Frentzen	Callaway Competition(DEU)	Corvette Z06.R GT3	15	<b>1:41.009</b>	0.377	0.022	163,0	12:35:22
16	29 R.Renauer/N.Armino	FROGREEN CO2 neutral(DEU)	Porsche 911 GT3 R	15	<b>1:41.102</b>	0.470	0.093	162,9	12:28:42
17	4 F.Stoll/D.Dobitsch	kfzteile24 MS RACING Team(DEU)	Mercedes Benz SLS AMG GT3	10	<b>1:41.186</b>	0.554	0.084	162,7	12:23:30
18	40 R.Rast/C.Mamerow	MAMEROW Racing(DEU)	AUDI R8 LMS ultra	23	<b>1:41.269</b>	0.637	0.083	162,6	12:39:19
19	10 L.Arnold/A.Margaritis	Schöner Wohnen Polarweiss Team	Mercedes Benz SLS AMG GT3	23	<b>1:41.439</b>	0.807	0.170	162,3	12:49:54
20	22 C.Tilke(*A*)/C.Abt	Prosperia uhc speed(DEU)	AUDI R8 LMS ultra	7	<b>1:41.556</b>	0.924	0.117	162,1	12:11:49
21	11 R.Bader/D.Mengesdorf	Team rhino's Leipert Motorsport(DE)	Lamborghini Gallardo LP600+	26	<b>1:41.739</b>	1.107	0.183	161,8	12:51:50
22	25 G.Engelhardt(*A*)/N.Thiim	Team GT 3 Kasko(DEU)	Porsche 911 GT3 R	11	<b>1:41.754</b>	1.122	0.015	161,8	12:17:00
23	26 R.Bourdeaux(*A*)/A.Renauer	Team GT 3 Kasko(DEU)	Porsche 911 GT3 R	16	<b>1:41.791</b>	1.159	0.037	161,8	12:36:00
24	12 O.Petrishin(*A*)/G.Tweraser	Team rhino's Leipert Motorsport(DE)	Lamborghini Gallardo LP600+	22	<b>1:41.833</b>	1.201	0.042	161,7	12:44:34
25	33 K.Poulsen(*A*)/C.Nygaard	Young Driver AMR(DEU)	Aston Martin V12 Vantage GT3	20	<b>1:41.840</b>	1.208	0.007	161,7	12:55:43
26	1 D.Lunardi/M.Martin	ALPINA(DEU)	BMW Alpina B6 GT3	4	<b>1:41.845</b>	1.213	0.005	161,7	12:03:30
27	17 R.Lips(*A*)/F.Schmickler	Callaway Competition(DEU)	Corvette Z06.R GT3	5	<b>1:41.928</b>	1.296	0.083	161,5	12:08:20
28	19 M.Partl/J.Weidinger	Schubert Motorsport(DEU)	BMW Z4 GT3	19	<b>1:42.091</b>	1.459	0.163	161,3	12:34:01
29	2 F.Spengler/J.Leidinger	Liqui Moly Team Engstler(DEU)	BMW Alpina B6 GT3	19	<b>1:42.242</b>	1.610	0.151	161,1	12:37:33
30	39 R.Brutschin/F.Lopez	Lambda Performance(DEU)	Ford GT GT3	17	<b>1:42.297</b>	1.665	0.055	161,0	12:53:26
31	16 A.Gugger(*A*)/O.Klohs(*A*)	FACH AUTO TECH(CHE)	Porsche 911 GT3 R	17	<b>1:42.803</b>	2.171	0.506	160,2	12:27:52
32	50 J.van Ommen/M.Lasee	Mühlner Motorsport	Porsche 911 GT3 R	15	<b>1:43.343</b>	2.711	0.540	159,3	12:26:49
33	34 P.Geipel/M.Sandritter	YACO Racing powered by Jochen S	Chevrolet Camaro GT3	14	<b>1:43.892</b>	3.260	0.549	158,5	12:23:03

**Subject to final scrutineering!**

Publications Time:

Clerk of the course:

Time Keeping:



# ADAC GT Masters

## Lap analysis Free Practice 2



Provisional

**DMSB** Reg. Nr.: 300/12  
Deutscher Motor Sport Bund e.V.

**ADAC Masters  
Weekend**

Hockenheimring, Length: 4574 m

Air temperature: 19.4°C

Track temperature: 25.6°C

Weather condition: Dry

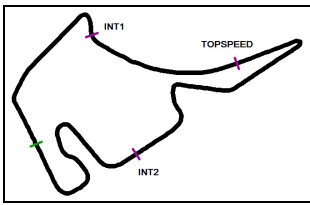
Friday 28.9.2012 11:55

Lap	Time	SE1	SP1	SE2	SP2	SE3	SP3	TSP	Lap	Time	SE1	SP1	SE2	SP2	SE3	SP3	TSP
<b>1</b> Dino Lunardi, FRA/ Maxime Martin, BEL									<b>theoretical besttime: 1:41.661</b>								
1	3:22.475	1:53.466	128	54.087	181	34.922	198	198	14	1:47.532	22.822	<b>160</b>	46.787	190	37.923	261	
2	1:44.376	23.264	158	47.076	191	34.036	200	261	15	4:54.948	3:34.749	158	47.195	192	33.004	198	259
3	1:42.251	22.820	157	46.756	191	32.675	199	260	16	1:42.541	22.675	157	46.793	190	33.073	198	261
4	<b>1:41.845</b>	<b>22.634</b>	157	46.733	191	<b>32.478</b>	200	262	17	1:42.239	22.781	159	46.806	189	32.652	200	259
5	1:48.290	22.704	157	46.685	191	38.901	200	261	18	1:42.446	22.835	155	46.801	188	32.810	198	260
6	4:37.305	3:17.381	157	47.162	189	32.762	198	259	19	1:47.899	22.818	155	47.162	190	37.919	258	258
7	1:42.987	23.194	158	<b>46.549</b>	190	33.244	199	261	20	5:19.981	3:59.447	159	47.482	<b>192</b>	33.052	199	257
8	1:42.108	22.822	157	46.792	191	32.494	199	261	21	1:42.376	22.950	159	46.809	191	32.617	199	259
9	1:42.556	22.864	158	46.905	188	32.787	199	259	22	1:46.321	22.786	159	46.714	191	36.821	259	259
10	1:47.874	22.932	156	47.112	191	37.830	200	260	23	5:25.993	4:05.986	157	47.149	189	32.858	200	261
11	5:09.113	3:49.215	158	47.078	190	32.820	198	258	24	1:42.355	22.758	157	46.784	189	32.813	<b>200</b>	<b>264</b>
12	1:42.125	22.825	157	46.647	191	32.653	200	260	25	1:49.107	23.374	157	46.744	190	38.989	263	263
13	1:43.634	23.082	159	47.409	191	33.143	199	259									

<b>2</b> Florian Spengler, DEU/ Johannes Leidinger, DEU									<b>theoretical besttime: 1:41.656</b>								
1	2:01.132	32.509	129	53.172	177	35.451	199	216	13	1:42.983	23.233	158	46.843	192	32.907	202	261
2	1:45.470	23.559	140	47.536	192	34.375	157	257	14	1:42.675	22.890	156	46.698	193	33.087	201	261
3	1:46.463	24.402	158	48.914	182	33.147	202	260	15	1:42.534	22.952	156	46.714	192	32.868	200	260
4	1:49.133	<b>22.568</b>	158	46.930	192	39.635	200	261	16	1:50.535	23.025	157	48.904	192	38.606	261	261
5	3:43.323	2:14.766	149	52.414	192	36.143	201	222	17	4:47.293	3:27.321	157	46.969	191	33.003	203	260
6	1:42.410	22.649	158	46.876	193	32.885	202	262	18	1:42.255	22.775	160	46.705	192	32.775	202	262
7	1:42.423	22.942	157	46.656	191	32.825	201	262	19	<b>1:42.242</b>	23.154	159	<b>46.451</b>	<b>194</b>	<b>32.637</b>	202	<b>263</b>
8	1:48.618	22.929	158	46.467	188	39.222	200	261	20	1:47.722	22.736	<b>160</b>	46.529	193	38.457	262	262
9	5:55.418	4:35.292	154	47.006	193	33.120	201	261	21	5:16.872	3:47.441	137	54.873	188	34.558	155	221
10	1:43.390	23.436	156	46.783	190	33.171	200	261	22	1:47.491	26.000	158	48.444	191	33.047	<b>203</b>	214
11	1:42.293	22.864	151	46.697	189	32.732	201	261	23		25.502	74					
12	1:43.086	23.309	157	46.689	192	33.088	199	261									

<b>4</b> Florian Stoll, DEU/ Daniel Dobitsch, AUT									<b>theoretical besttime: 1:41.136</b>								
1	6:37.574	5:06.403	99	54.653	178	36.518	158	228	14	1:42.032	22.745	162	46.478	193	32.809	202	263
2	1:50.716	25.342	151	50.578	184	34.796	194	219	15	1:42.748	22.674	161	46.814	192	33.260	201	264
3	1:58.084	23.519	160	50.302	179	44.263	200	259	16	1:41.728	22.814	162	46.282	<b>193</b>	32.632	202	262
4	3:04.095	1:34.132	135	50.928	173	39.035	194	240	17	1:42.108	22.728	161	46.644	192	32.736	201	263
5	1:43.206	23.464	160	46.706	190	33.036	202	261	18	1:42.634	22.662	162	46.976	187	32.996	200	264
6	1:41.872	22.701	160	46.510	190	32.661	202	264	19	1:46.038	22.868	160	46.354	192	36.816	263	263
7	1:44.905	<b>22.475</b>	161	46.366	192	36.064	202	264	20	4:27.008	3:07.191	<b>162</b>	46.993	191	32.824	200	263
8	1:58.617	22.643	159	52.390	184	43.584	200	264	21	1:42.338	22.962	161	46.452	192	32.924	202	263
9	6:10.126	4:50.727	162	46.756	192	32.643	202	259	22	1:50.407	23.031	162	48.152	189	39.224	201	<b>266</b>
10	<b>1:41.186</b>	22.525	161	<b>46.151</b>	193	<b>32.510</b>	<b>203</b>	262	23	1:42.198	22.833	161	46.277	193	33.088	202	263
11	1:48.123	22.530	160	46.848	186	38.745	200	263	24	1:42.222	22.780	160	46.465	188	32.977	201	264
12	4:35.132	3:12.157	144	48.992	163	33.983	200	259	25	1:48.304	22.892	159	47.100	191	38.312	255	255
13	1:41.941	22.883	161	46.313	192	32.745	201	263									

<b>5</b> Sebastian Asch, DEU/ Maximilian Götz, DEU									<b>theoretical besttime: 1:40.670</b>								
1	3:11.863	1:41.850	143	51.682	185	38.331	200	212	15	1:43.201	22.807	161	47.612	192	32.782	201	263
2	2:22.078	1:00.036	157	48.701	182	33.341	200	259	16	1:41.397	22.660	160	46.246	191	32.491	201	263
3	1:44.178	23.179	161	46.603	192	34.396	200	262	17	1:41.084	22.596	161	46.107	193	32.381	201	263
4	1:41.735	22.602	160	46.454	192	32.679	200	262	18	1:46.071	22.734	<b>162</b>	46.097	192	37.240	264	264
5	1:43.319	23.431	126	47.164	192	32.724	201	257	19	5:04.653	3:44.737	159	46.977	190	32.939	202	260
6	1:47.677	22.727	159	47.535	191	37.415	200	244	20	1:41.180	22.528	159	46.105	192	32.547	201	263
7	5:22.662	3:58.148	147	50.286	160	34.228	197	248	21	1:41.281	22.518	159	46.175	192	32.588	200	263
8	1:42.968	23.258	160	47.046	188	32.664	202	255	22	1:47.538	22.663	158	46.861	187	38.014	263	263
9	1:41.019	<b>22.368</b>	159	46.283	193	32.368	202	263	23	3:17.760	1:57.825	161	46.930	192	33.005	201	258
10	<b>1:40.705</b>	22.379	161	46.050	<b>194</b>	<b>32.276</b>	201	264	24	1:41.682	22.727	160	46.470	191	32.485	201	264
11	1:49.352	24.131	156	51.029	185	34.192	201	235	25	1:41.578	22.662	159	46.286	191	32.630	202	264
12	1:41.093	22.383	161	<b>46.026</b>	193	32.684	<b>202</b>	264	26	1:41.187	22.489	159	46.299	191	32.399	201	263
13	1:46.724	22.597	161	46.750	190	37.377	200	264	27	1:41.352	22.689	161	46.225	192	32.438	202	<b>264</b>
14	4:54.085	3:33.875	152	47.222	192	32.988	201	259	28	1:50.296	22.682	162	46.426	193	41.188	266	266



# ADAC GT Masters

## Lap analysis Free Practice 2



Provisional

Hockenheimring, Length: 4574 m

Air temperature: 19.4°C

Track temperature: 25.6°C

Weather condition: Dry



Reg. Nr.: 300/12

Friday 28.9.2012 11:55

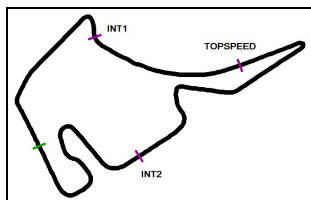
**ADAC Masters  
Weekend**

Lap	Time	SE1	SP1	SE2	SP2	SE3	SP3	TSP	Lap	Time	SE1	SP1	SE2	SP2	SE3	SP3	TSP
<b>6</b> Mario Farnbacher, DEU/ Niclas Kentenich, DEU									<b>theoretical besttime: 1:40.443</b>								
1	2:11.593	38.855	135	54.175	159	38.563	151	197	14	1:45.304	22.626	163	46.220	195	36.458		270
2	1:51.073	27.665	142	49.214	192	34.194	204	260	15	3:07.720	1:48.145	162	46.561	193	33.014	204	267
3	1:42.478	22.874	162	46.533	194	33.071	203	268	16	1:42.837	22.833	153	46.958	192	33.046	204	267
4	1:42.489	22.839	164	46.839	191	32.811	203	269	17	1:41.680	22.772	162	46.097	191	32.811	204	272
5	1:41.884	22.715	160	46.268	191	32.901	202	270	18	1:49.244	23.166	162	47.184	183	38.894		270
6	1:43.483	23.156	158	46.631	190	33.696	203	269	19	3:14.449	1:55.376	160	46.294	191	32.779	205	268
7	1:46.884	23.031	162	46.801	189	37.052		266	20	1:41.543	22.726	160	45.884	194	32.933	202	270
8	4:07.810	2:31.524	129	59.418	148	36.868	195	184	21	1:42.073	22.687	164	46.057	192	33.329	206	270
9	1:54.515	23.926	140	52.106	175	38.483	189	221	22	1:47.139	22.997	161	46.131	193	38.011		265
10	1:42.335	23.046	161	46.511	193	32.778	203	271	23	4:48.295	3:28.763	161	46.611	192	32.921	203	265
11	1:41.148	22.510	165	45.751	195	32.887	<b>207</b>	<b>275</b>	24	1:41.737	22.618	162	46.039	190	33.080	203	266
12	1:41.089	22.918	<b>165</b>	45.767	<b>196</b>	<b>32.404</b>	205	269	25	1:41.630	22.607	164	46.091	193	32.932	206	268
13	<b>1:40.717</b>	<b>22.345</b>	165	<b>45.694</b>	195	32.678	198	271	26	1:53.931	25.530	156	49.127	179	39.274		266

Lap	Time	SE1	SP1	SE2	SP2	SE3	SP3	TSP	Lap	Time	SE1	SP1	SE2	SP2	SE3	SP3	TSP
<b>7</b> Kenneth Heyer, DEU/ Christiaan Frankenhou, NLD									<b>theoretical besttime: 1:40.684</b>								
1	2:09.179	36.657	134	54.247	181	38.275	198	213	16	1:42.446	22.641	160	47.008	188	32.797	201	264
2	1:45.371	23.942	159	47.665	189	33.764	199	261	17	1:42.104	22.825	160	46.679	190	32.600	202	263
3	1:42.885	22.897	160	46.542	192	33.446	200	262	18	1:47.289	22.594	154	46.890	191	37.805		261
4	1:44.723	22.566	161	47.023	190	35.134	201	262	19	5:10.118	3:44.056	144	51.032	146	35.030	196	255
5	1:43.711	22.830	159	47.574	188	33.307	197	261	20	1:46.352	23.448	152	49.821	189	33.083	200	258
6	1:55.110	27.390	139	48.100	187	39.620		260	21	1:41.389	22.724	160	46.312	191	32.353	202	260
7	6:31.128	5:09.594	153	48.011	190	33.523	201	260	22	1:41.116	22.323	158	46.375	191	32.418	203	262
8	1:42.847	22.897	158	46.886	188	33.064	200	260	23	1:43.289	22.467	<b>162</b>	46.256	191	34.566	203	263
9	1:42.613	22.912	160	46.648	191	33.053	200	263	24	<b>1:40.706</b>	22.300	160	<b>46.149</b>	192	32.257	203	262
10	1:43.170	22.898	158	46.951	190	33.321	200	<b>265</b>	25	1:40.718	<b>22.297</b>	160	46.183	192	<b>32.238</b>	<b>203</b>	263
11	1:43.443	23.405	157	46.848	189	33.190	200	262	26	1:48.272	22.360	159	47.659	188	38.253		262
12	1:42.359	22.651	159	46.867	190	32.841	200	263	27	3:01.992	1:42.658	157	46.721	192	32.613	201	259
13	1:48.499	22.884	158	46.867	190	38.748		263	28	1:41.722	22.536	158	46.571	<b>193</b>	32.615	198	262
14	3:39.642	2:17.951	158	47.003	189	34.688	202	260	29	2:18.785	24.847	157	1:02.532	138	51.406		163
15	1:42.703	22.865	158	47.043	191	32.795	202	261									

Lap	Time	SE1	SP1	SE2	SP2	SE3	SP3	TSP	Lap	Time	SE1	SP1	SE2	SP2	SE3	SP3	TSP
<b>8</b> Harald Proczyk, AUT/ Dominik Baumann, AUT									<b>theoretical besttime: 1:40.855</b>								
1	2:08.654	36.176	129	54.413	180	38.065	196	213	15	1:47.342	22.663	160	46.540	192	38.139		260
2	1:44.790	23.856	159	47.614	186	33.320	198	259	16	9:26.807	8:02.956	132	50.739	189	33.112	199	236
3	1:43.049	22.920	160	46.696	191	33.433	200	261	17	1:41.550	22.734	160	46.382	191	32.434	202	259
4	1:43.763	22.755	161	46.659	192	34.349	200	260	18	1:41.204	22.512	161	46.212	193	32.480	201	261
5	1:42.999	22.813	160	46.882	189	33.304	199	262	19	1:52.076	22.581	159	48.196	190	41.299		261
6	1:42.936	22.838	159	46.878	<b>193</b>	33.220	199	262	20	5:01.293	3:20.715	112	1:01.598	126	38.980	161	218
7	1:42.171	22.798	161	46.553	191	32.820	199	262	21	1:48.953	25.184	155	50.493	181	33.276	200	247
8	1:43.301	22.761	161	46.546	191	33.994	199	261	22	1:42.355	22.688	162	<b>46.148</b>	190	33.519	<b>203</b>	<b>264</b>
9	1:54.804	23.361	162	52.426	188	39.017		261	23	1:41.270	22.395	162	46.341	191	32.534	200	263
10	5:51.276	4:26.454	160	47.882	141	36.940	199	259	24	1:42.673	23.153	161	47.011	190	32.509	202	263
11	1:42.269	22.870	161	46.686	190	32.713	199	259	25	1:43.616	22.478	161	47.752	191	33.386	202	263
12	1:41.777	22.786	161	46.508	191	32.483	201	261	26	<b>1:40.868</b>	<b>22.358</b>	<b>162</b>	46.161	192	<b>32.349</b>	202	262
13	1:41.817	22.580	161	46.468	192	32.769	201	262	27	1:47.605	22.967	160	47.269	193	37.369		261
14	1:45.795	22.864	154	49.104	184	33.827	202	261									

Lap	Time	SE1	SP1	SE2	SP2	SE3	SP3	TSP	Lap	Time	SE1	SP1	SE2	SP2	SE3	SP3	TSP
<b>9</b> Andreas Simonsen, SWE/ Maximilian Buhk, DEU									<b>theoretical besttime: 1:40.620</b>								
1	2:03.953	36.850	140	51.800	181	35.303	198	236	14	1:41.114	22.565	160	46.169	191	32.380	202	263
2	1:42.944	22.919	158	46.893	190	33.132	201	260	15	3:12.848	22.574	160	56.947	57	1:53.327		<b>263</b>
3	1:43.191	22.767	159	46.878	189	33.546	201	262	16	4:44.731	3:14.041	152	55.558	187	35.132	200	236
4	1:43.109	23.002	160	47.027	182	33.080	200	262	17	1:41.323	22.577	161	46.140	192	32.606	202	261
5	1:42.640	23.028	158	46.673	192	32.939	201	262	18	1:40.944	22.539	161	46.044	191	32.361	<b>202</b>	261
6	1:42.920	22.964	149	46.962	192	32.994	199	258	19	1:40.850	<b>22.390</b>	161	46.077	193	32.383	202	261
7	1:42.071	22.713	159	46.429	191	32.929	201	262	20	1:41.156	22.571	161	<b>46.014</b>	192	32.571	201	262
8	1:42.330	22.776	159	46.629	188	32.925	201	262	21	3:25.922	23.128	156	1:59.362	57	1:03.432		71
9	1:46.287	22.627	160	46.420	190	37.240		263	22	8:51.267	7:16.831	120	1:00.774	186	33.662	200	147
10	5:51.519	4:25.360	135	50.943	179	35.216	200	254	23	1:42.734	22.980	160	46.880	193	32.874	200	258
11	1:42.345	23.129	157	46.520	190	32.696	200	260	24	1:41.207	22.398	<b>162</b>	46.420	193	32.389	202	263
12	1:41.006	22.479	154	46.177	192	32.350	201	260	25	<b>1:40.829</b>	22.467	161	46.146	<b>193</b>	<b>32.216</b>	202	262



# ADAC GT Masters

## Lap analysis Free Practice 2



Provisional

Hockenheimring, Length: 4574 m

Air temperature: 19.4°C

Track temperature: 25.6°C

Weather condition: Dry



Reg. Nr.: 300/12

Friday 28.9.2012 11:55



Lap	Time	SE1	SP1	SE2	SP2	SE3	SP3	TSP	Lap	Time	SE1	SP1	SE2	SP2	SE3	SP3	TSP
13	1:41.145	22.391	159	46.397	192	32.357	202	262	26	1:50.005	22.411	161	46.139	189	41.455	264	

### 10 Lance David Arnold, DEU/ Alexandros Margaritis, GRC

theoretical besttime: 1:41.160

1	2:02.592	37.238	146	51.592	187	33.762	198	238	14	1:48.229	22.757	158	46.944	191	38.528	259	
2	1:43.627	23.061	152	47.312	191	33.254	195	256	15	7:45.181	6:24.605	154	47.699	190	32.877	199	258
3	1:42.459	22.674	157	46.669	192	33.116	200	259	16	1:42.195	22.696	159	46.770	190	32.729	201	262
4	1:41.871	22.694	158	46.564	192	32.613	200	259	17	1:41.624	22.522	159	46.419	191	32.683	198	262
5	1:44.382	22.756	158	46.567	191	35.059	200	260	18	1:41.709	22.700	159	46.430	190	32.579	200	263
6	1:41.954	22.556	158	46.588	192	32.810	199	259	19	1:42.087	22.702	159	46.807	192	32.578	201	260
7	1:54.479	23.730	156	54.782	134	35.967	200	191	20	1:44.731	22.582	160	47.334	176	34.815	201	259
8	1:49.244	23.489	158	46.454	191	39.301	200	260	21	1:46.548	22.807	160	46.406	191	37.335	200	260
9	6:13.622	4:48.026	131	51.528	176	34.068	197	230	22	5:45.780	4:23.429	124	49.471	191	32.880	202	206
10	1:52.672	23.309	153	50.328	185	39.035	193	260	23	<b>1:41.439</b>	22.629	160	46.461	191	<b>32.349</b>	202	261
11	1:43.576	24.010	157	47.003	191	32.563	200	258	24	1:41.499	<b>22.504</b>	159	<b>46.307</b>	191	32.688	200	262
12	1:41.601	22.581	158	46.543	189	32.477	200	261	25	1:41.508	<b>22.577</b>	<b>160</b>	46.321	192	32.610	<b>202</b>	<b>263</b>
13	1:42.545	22.890	159	47.041	<b>192</b>	32.614	201	261	26	1:53.275	23.631	152	51.454	190	38.190		220

### 11 Raffael Bader, CHE/ David Mengesdorf, DEU

theoretical besttime: 1:41.403

1	3:39.621	2:00.417	123	1:02.253	169	36.951	190	135	16	1:50.239	23.104	157	47.654	187	39.481		254
2	1:50.317	24.923	152	50.834	188	34.560	197	231	17	4:35.258	3:15.801	161	46.914	190	32.543	200	256
3	1:45.733	24.166	159	47.934	189	33.633	196	248	18	1:41.965	22.936	160	46.617	191	32.412	201	257
4	1:52.700	24.419	138	55.094	188	33.187	198	173	19	1:42.413	22.970	162	46.990	<b>192</b>	32.453	200	257
5	1:46.344	23.813	156	48.675	190	33.856	199	256	20	1:41.846	22.742	160	46.546	190	32.558	200	257
6	1:45.364	23.208	159	47.830	189	34.326	198	<b>261</b>	21	1:49.883	23.359	161	48.116	187	38.408		258
7	1:42.402	22.870	160	46.892	190	32.640	200	<b>257</b>	22	3:14.369	1:53.947	159	47.475	190	32.947	199	255
8	1:43.130	23.012	159	47.037	190	33.081	197	257	23	1:42.478	22.693	160	47.146	191	32.639	200	257
9	2:20.617	40.301	133	57.126	160	43.190		188	24	1:41.903	22.681	162	46.629	192	32.593	200	257
10	6:27.782	5:00.264	137	54.078	186	33.440	198	169	25	1:42.374	22.717	159	46.810	188	32.847	199	257
11	1:43.961	23.093	161	46.728	189	34.140	199	256	26	<b>1:41.739</b>	22.692	161	46.422	192	32.625	200	257
12	1:42.112	22.909	160	46.699	190	32.504	200	256	27	1:41.810	22.782	<b>162</b>	46.512	189	32.516	201	257
13	1:42.735	22.963	162	46.749	191	33.023	200	255	28	1:42.099	<b>22.668</b>	161	<b>46.397</b>	190	33.034	<b>202</b>	259
14	1:41.835	22.750	161	46.747	190	<b>32.338</b>	200	258	29	1:53.740	23.594	160	47.240	187	42.906		260
15	1:41.866	22.788	161	46.635	190	32.443	199	257									

### 12 Oleg Petrishin, RUS/ Gerhard Tweraser, AUT

theoretical besttime: 1:41.676

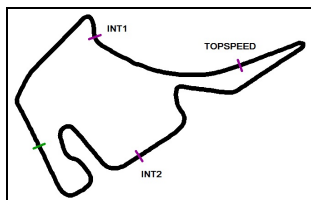
1	2:59.804	1:13.717	84	1:05.584	165	40.503	185	184	14	1:58.528	24.264	147	49.632	181	44.632		253
2	1:54.533	26.123	143	51.473	171	36.937	190	249	15	5:19.435	3:48.646	130	54.595	154	36.194	199	238
3	1:51.283	24.924	150	49.834	182	36.525	191	252	16	1:43.116	22.981	160	47.055	191	33.080	201	<b>260</b>
4	1:50.764	24.319	153	49.923	182	36.522	192	251	17	1:42.048	22.644	160	46.693	192	32.711	201	253
5	1:50.601	24.480	148	50.381	182	35.740	194	251	18	1:41.918	22.474	160	46.727	190	32.717	201	256
6	1:49.354	24.060	151	49.468	184	35.826	193	251	19	1:41.896	<b>22.459</b>	160	46.573	191	32.864	201	258
7	1:49.486	24.524	147	49.338	181	35.624	192	253	20	1:55.179	23.197	157	51.775	<b>193</b>	40.207		194
8	1:49.377	24.192	152	49.253	183	35.932	192	253	21	3:36.127	2:11.589	156	47.346	191	37.192	200	254
9	2:00.431	24.903	144	49.900	182	45.628		254	22	<b>1:41.833</b>	22.571	161	46.602	191	<b>32.660</b>	201	257
10	4:49.824	3:23.067	119	50.934	179	35.823	192	243	23	1:43.016	22.615	160	<b>46.557</b>	192	33.844	<b>202</b>	257
11	1:49.601	24.271	149	49.579	179	35.751	194	252	24	1:59.458	22.838	160	55.219	119	41.401	200	257
12	1:49.158	24.710	147	49.012	183	35.436	192	254	25	1:49.931	22.851	<b>161</b>	46.695	192	40.385		256
13	1:49.878	24.653	147	49.116	179	36.109	194	255									

### 14 Fredy Barth, CHE/ Philipp Eng, AUT

theoretical besttime: 1:40.262

1	15:46.674	14:20.547	129	51.599	168	34.528	204	227	12	1:43.102	23.004	157	46.474	192	33.624	203	265
2	1:42.777	23.022	152	46.552	193	33.203	204	265	13	1:43.003	22.963	160	46.532	189	33.508	206	266
3	1:42.798	22.911	159	46.565	190	33.322	203	266	14	1:50.208	24.615	146	47.557	194	38.036		267
4	1:42.949	22.994	159	46.850	190	33.105	204	268	15	6:11.070	4:46.648	132	50.978	187	33.444	203	226
5	1:44.485	23.134	155	46.737	189	34.614	204	267	16	1:40.985	22.631	160	46.014	192	<b>32.340</b>	206	266
6	1:42.524	23.118	161	46.326	192	33.080	204	267	17	<b>1:40.669</b>	<b>22.291</b>	<b>163</b>	<b>45.631</b>	<b>195</b>	32.747	206	268
7	1:42.241	22.940	163	46.185	192	33.116	204	<b>268</b>	18	1:44.949	22.505	163	45.846	193	36.598		268
8	1:48.430	23.734	159	46.716	192	37.980		268	19	2:39.336	1:20.233	159	46.169	193	32.934	205	265
9	7:25.804	6:02.053	123	49.464	190	34.287	202	243	20	1:41.715	22.686	162	46.069	190	32.960	205	266
10	1:44.334	23.651	155	46.872	194	33.811	203	266	21	1:40.971	22.404	163	45.846	195	32.721	<b>207</b>	267
11	1:42.995	22.890	159	46.570	187	33.535	205	265	22	1:48.432	22.752	164	47.802	195	37.878		179





# ADAC GT Masters

## Lap analysis Free Practice 2

Provisional



Hockenheimring, Length: 4574 m

Air temperature: 19.4°C

Track temperature: 25.6°C

Weather condition: Dry



Reg. Nr.: 300/12

Friday 28.9.2012 11:55

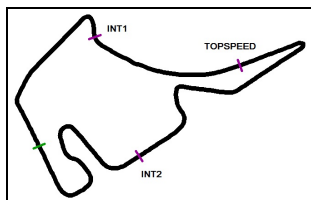
**ADAC Masters  
Weekend**

Lap	Time	SE1	SP1	SE2	SP2	SE3	SP3	TSP	Lap	Time	SE1	SP1	SE2	SP2	SE3	SP3	TSP
<b>15 Swen Dolenc, DEU/ Martin Ragginger, AUT</b>									<b>theoretical besttime: 1:40.734</b>								
1	3:40.319	2:15.538	138	50.007	187	34.774	201	255	16	1:41.966	22.685	161	46.460	190	32.821	203	266
2	1:45.171	23.217	161	47.695	191	34.259	203	263	17	1:41.566	22.626	163	46.021	191	32.919	203	267
3	1:41.944	22.729	159	46.427	<b>194</b>	32.788	203	267	18	1:43.419	22.658	162	47.218	190	33.543	202	267
4	1:42.054	22.807	158	46.144	192	33.103	202	267	19	1:41.445	22.793	163	45.830	193	32.822	203	266
5	1:42.677	23.019	160	46.408	193	33.250	199	266	20	1:52.175	22.858	159	46.231	168	43.086		266
6	1:44.156	22.769	161	47.548	190	33.839	201	267	21	9:06.846	7:38.139	133	54.465	188	34.242	200	201
7	1:42.249	22.851	162	46.452	192	32.946	202	266	22	1:42.412	23.426	161	46.033	192	32.953	205	264
8	1:42.576	23.059	159	46.498	192	33.019	203	266	23	1:41.061	22.716	161	45.831	192	<b>32.514</b>	203	268
9	1:42.698	23.109	162	46.525	193	33.064	201	267	24	1:44.248	23.378	163	47.352	181	33.518	204	262
10	1:43.092	22.967	161	46.810	192	33.315	202	267	25	1:40.953	22.623	<b>164</b>	<b>45.757</b>	192	32.573	202	<b>270</b>
11	1:43.137	22.970	161	46.857	191	33.310	201	267	26	1:45.784	22.611	161	46.096	184	37.077	<b>205</b>	269
12	1:47.296	22.879	162	46.730	192	37.687		267	27	<b>1:40.844</b>	<b>22.463</b>	163	45.793	193	32.588	205	269
13	3:06.952	1:44.442	154	49.327	185	33.183	203	266	28	1:49.501	27.253	146	47.297	191	34.951	204	267
14	1:42.411	22.915	160	46.312	191	33.184	191	266	29	1:46.856	22.657	161	45.972	192	38.227		264
15	1:41.858	22.986	163	46.095	191	32.777	204	266									

<b>16 Andrina Gugger, CHE/ Otto Klohs, DEU</b>									<b>theoretical besttime: 1:42.758</b>								
1	2:05.417	34.565	121	55.200	181	35.652	200	226	17	<b>1:42.803</b>	22.931	161	<b>46.662</b>	190	<b>33.210</b>	203	267
2	1:46.568	23.716	157	48.888	189	33.964	201	263	18	1:43.042	<b>22.886</b>	<b>163</b>	46.799	189	33.357	203	267
3	1:45.976	23.015	161	47.718	190	35.243	202	266	19	1:47.971	22.898	162	47.151	189	37.922		<b>269</b>
4	1:44.840	23.486	161	47.129	190	34.225	203	267	20	3:04.763	1:42.618	153	48.027	188	34.118	201	262
5	1:44.037	23.253	157	47.318	<b>191</b>	33.466	201	267	21	1:45.873	23.381	155	48.180	189	34.312	<b>203</b>	264
6	1:47.438	24.370	153	49.281	189	33.787	200	248	22	1:45.258	23.420	154	47.833	190	34.005	202	264
7	1:50.969	23.456	152	47.526	189	39.987		267	23	1:44.701	23.386	161	47.487	189	33.828	201	265
8	2:58.463	1:37.211	154	47.650	189	33.602	202	265	24	1:51.591	23.506	159	47.425	189	40.660		265
9	1:43.761	23.058	161	47.253	190	33.450	201	267	25	2:56.638	1:35.013	154	47.629	189	33.996	202	264
10	1:43.756	22.949	160	47.166	189	33.641	202	266	26	1:44.822	23.284	157	47.670	190	33.868	203	266
11	1:45.179	23.281	156	48.084	189	33.814	201	266	27	1:44.640	23.469	157	47.488	190	33.683	201	264
12	1:43.975	23.218	160	47.059	189	33.698	201	266	28	1:44.640	23.395	157	47.054	189	34.191	202	266
13	1:51.187	24.089	155	47.721	189	39.377		259	29	1:44.681	23.231	160	47.064	183	34.386	202	267
14	3:08.060	1:38.730	116	53.458	166	35.872	195	238	30	1:44.380	23.378	159	47.147	190	33.855	202	266
15	1:45.284	23.664	158	47.812	186	33.808	202	263	31	1:44.631	23.289	162	47.270	190	34.072	201	267
16	1:44.489	23.095	161	46.822	190	34.572	203	264	32	1:59.074	24.663	141	50.723	188	43.688		224

<b>17 Remo Lips, CHE/ Frank Schmickler, DEU</b>									<b>theoretical besttime: 1:41.775</b>								
1	6:20.370	4:31.868	109	1:07.137	140	41.365	169	140	16	1:43.646	23.095	161	47.150	189	33.401	202	264
2	1:52.843	27.645	133	50.359	165	34.839	201	237	17	1:43.267	22.900	159	47.077	187	33.290	203	263
3	1:42.464	22.696	158	46.697	193	33.071	202	261	18	1:42.865	22.877	162	46.902	191	33.086	203	263
4	1:42.448	<b>22.676</b>	157	46.619	193	33.153	202	262	19	1:43.513	22.813	161	46.739	190	33.961	200	263
5	<b>1:41.928</b>	22.820	161	46.275	193	<b>32.833</b>	201	263	20	1:42.992	22.939	161	46.660	191	33.393	202	264
6	1:42.118	22.712	161	<b>46.266</b>	192	33.140	201	264	21	1:56.272	23.762	146	50.882	163	41.628		231
7	1:55.034	24.073	153	48.408	191	42.553		253	22	4:48.813	3:22.872	120	51.704	188	34.237	201	227
8	4:17.416	2:55.064	152	48.380	190	33.972	202	260	23	1:43.218	22.903	156	46.789	192	33.526	203	264
9	1:43.191	22.969	159	46.933	189	33.289	202	262	24	1:42.811	22.944	155	46.426	188	33.441	200	265
10	1:42.744	22.798	158	46.909	189	33.037	203	263	25	1:43.124	22.788	153	46.812	190	33.524	202	265
11	1:43.630	22.918	160	46.935	192	33.777	200	265	26	1:44.575	23.642	159	47.267	191	33.666	202	252
12	1:43.921	23.067	160	47.346	186	33.508	202	264	27	1:49.760	23.046	159	46.810	191	39.904	202	<b>267</b>
13	1:43.053	23.022	<b>163</b>	46.759	192	33.272	202	263	28	1:42.830	22.924	159	46.683	<b>193</b>	33.223	<b>204</b>	265
14	1:51.471	22.991	150	47.363	187	41.117		263	29	1:57.644	23.821	149	48.744	191	45.079		257
15	3:18.845	1:55.861	155	49.080	190	33.904	199	263									

<b>18 Toni Seiler, CHE/ Frank Kechele, DEU</b>									<b>theoretical besttime: 1:40.961</b>								
1	10:46.402	9:06.760	131	56.828	132	42.814	174	193	11	1:42.676	22.748	158	46.486	192	33.442	202	265
2	1:46.538	24.147	153	48.180	185	34.211	195	260	12	1:42.260	22.924	161	46.472	193	32.864	203	263
3	1:48.785	25.735	154	49.370	189	33.680	201	204	13	1:49.675	22.872	160	47.327	187	39.476		264
4	1:53.325	23.106	156	47.175	187	43.044		260	14	4:25.601	3:02.961	148	49.312	191	33.328	202	258
5	4:08.279	2:35.383	111	57.659	179	35.237	198	217	15	1:41.776	<b>22.605</b>	<b>161</b>	46.334	191	32.837	203	263
6	1:44.563	23.357	159	47.593	185	33.613	200	264	16	1:41.670	22.615	161	46.020	<b>193</b>	33.035	202	264
7	2:09.923	23.193	159	1:11.797	143	34.933	201	265	17	1:41.108	22.629	160	46.043	193	32.436	<b>203</b>	262



# ADAC GT Masters

## Lap analysis Free Practice 2



Provisional

**DMSB** Reg. Nr.: 300/12  
Deutscher Motor Sport Bund e.V.

**ADAC Masters  
Weekend**

Hockenheimring, Length: 4574 m

Air temperature: 19.4°C

Track temperature: 25.6°C

Weather condition: Dry

Friday 28.9.2012 11:55

Lap	Time	SE1	SP1	SE2	SP2	SE3	SP3	TSP	Lap	Time	SE1	SP1	SE2	SP2	SE3	SP3	TSP
8	1:43.366	23.073	159	47.017	192	33.276	203	264	18	<b>1:40.987</b>	22.631	159	<b>46.013</b>	193	<b>32.343</b>	202	263
9	1:42.468	22.917	161	46.515	192	33.036	202	264	19	1:48.409	22.628	159	48.375	171	37.406	203	<b>265</b>
10	1:42.188	22.783	160	46.539	190	32.866	202	263	20		22.761	127					

### 19 Maximilian Partl, DEU/ Jörg Weidinger, DEU

theoretical besttime: 1:41.799

1	3:19.007	1:43.373	121	58.162	161	37.472	189	183	17	1:45.353	23.000	159	48.925	182	33.428	198	254
2	1:51.730	24.132	156	49.464	185	38.134	191	247	18	1:43.531	23.055	159	47.247	191	33.229	199	254
3	1:45.147	23.401	155	47.831	188	33.915	197	249	19	<b>1:42.091</b>	<b>22.567</b>	152	47.169	191	<b>32.355</b>	199	252
4	1:43.915	23.211	156	47.448	190	33.256	197	250	20	1:44.191	22.593	159	48.408	187	33.190	201	255
5	1:43.464	23.089	154	47.208	191	33.167	196	252	21	1:48.754	22.687	155	47.136	192	38.931		255
6	1:43.399	22.867	156	47.145	189	33.387	196	252	22	3:36.086	2:12.859	123	49.041	186	34.186	195	250
7	1:43.426	22.952	158	47.292	190	33.182	197	254	23	1:44.367	23.102	157	47.517	189	33.748	196	255
8	1:53.904	23.712	136	48.997	188	41.195		250	24	1:43.367	23.064	146	47.555	191	32.748	199	252
9	3:23.868	2:00.441	154	50.264	188	33.163	197	254	25	1:45.070	24.214	139	48.003	190	32.853	199	254
10	1:45.713	24.283	153	48.169	189	33.261	197	253	26	1:43.301	23.103	154	47.411	186	32.787	198	254
11	1:43.830	23.422	155	47.407	189	33.001	197	254	27	1:42.774	22.780	159	46.951	191	33.043	<b>201</b>	256
12	1:43.261	23.182	156	47.208	190	32.871	200	252	28	1:43.286	22.907	155	<b>46.877</b>	189	33.502	200	257
13	1:42.575	22.711	157	46.939	<b>192</b>	32.925	197	255	29	1:43.017	22.880	158	46.959	189	33.178	197	255
14	1:51.268	23.304	133	49.090	191	38.874		251	30	1:44.617	23.142	<b>160</b>	47.255	192	34.220	200	<b>258</b>
15	4:11.214	2:44.979	126	51.785	179	34.450	197	241	31	1:48.993	23.110	156	47.407	188	38.476		255
16	1:44.705	24.044	156	47.529	188	33.132	199	255									

### 20 Claudia Hürtgen, DEU/ Dominik Schwager, DEU

theoretical besttime: 1:40.330

1	2:58.968	1:33.940	141	48.803	185	36.225	192	246	16	1:40.923	22.457	161	46.254	194	32.212	202	259
2	1:44.231	23.376	152	47.333	187	33.522	198	251	17	1:47.927	23.330	155	46.766	191	37.831		259
3	1:42.592	23.139	156	46.809	191	32.644	200	252	18	4:37.335	3:18.065	158	46.773	194	32.497	202	255
4	1:44.673	22.836	156	47.916	191	33.921	199	256	19	1:41.273	22.462	159	46.241	194	32.570	<b>203</b>	257
5	1:41.429	22.520	157	46.445	192	32.464	201	252	20	<b>1:40.711</b>	<b>22.274</b>	159	46.159	193	32.278	203	257
6	1:46.281	22.644	157	46.387	191	37.250		254	21	1:46.189	22.456	<b>162</b>	46.518	191	37.215		257
7	3:21.626	1:57.369	137	50.437	184	33.820	196	217	22	4:53.784	3:33.775	155	46.774	192	33.235	200	255
8	1:41.907	23.007	157	46.588	187	32.312	201	257	23	1:40.839	22.600	160	46.130	194	32.109	202	257
9	1:41.849	22.769	153	46.609	192	32.471	200	254	24	1:40.835	22.436	<b>162</b>	46.142	<b>194</b>	32.257	202	<b>260</b>
10	1:40.864	22.346	158	46.134	194	32.384	199	257	25	1:41.019	22.525	160	46.443	193	32.051	202	259
11	3:11.813	24.177	154	48.932	187	1:58.704		255	26	1:46.793	22.553	159	<b>46.089</b>	194	38.151		258
12	3:46.902	2:24.365	140	49.599	190	32.938	202	240	27	2:50.375	1:30.955	159	46.713	192	32.707	202	256
13	1:40.987	22.505	159	46.355	193	32.127	202	256	28	1:40.774	22.424	159	46.383	194	<b>31.967</b>	203	258
14	1:41.136	22.520	161	46.443	193	32.173	201	258	29	1:46.956	22.532	<b>162</b>	46.825	192	37.599		256
15	1:41.118	22.653	160	46.441	193	32.024	202	257									

### 21 Edward Sandström, SWE/ Christopher Mies, DEU

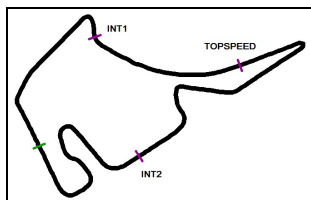
theoretical besttime: 1:40.585

1	3:56.542	2:27.519	134	52.530	166	36.493	191	241	14	1:42.153	22.715	156	46.707	189	32.731	199	252
2	1:44.285	23.336	154	47.824	185	33.125	195	245	15	1:42.025	22.835	157	46.672	188	32.518	198	253
3	1:42.939	22.870	155	47.248	187	32.821	196	246	16	2:45.052	22.634	157	1:19.110	59	1:03.308		253
4	1:43.714	22.965	155	47.344	187	33.405	182	248	17	8:44.174	7:21.738	145	48.961	184	33.475	197	246
5	1:44.906	23.393	154	47.360	187	34.153	195	245	18	1:41.799	22.590	157	46.693	189	32.516	197	251
6	1:43.932	23.115	155	47.703	183	33.114	194	246	19	1:41.376	22.451	158	46.577	189	32.348	198	253
7	1:47.253	22.918	155	47.139	186	37.196		247	20	1:41.167	22.467	158	46.320	189	32.380	199	254
8	4:59.131	3:33.507	131	51.759	183	33.865	193	223	21	<b>1:40.632</b>	<b>22.395</b>	<b>159</b>	<b>46.025</b>	<b>192</b>	32.212	199	255
9	1:44.332	23.617	151	48.199	188	32.516	197	241	22	1:47.163	23.408	144	49.171	186	34.584	198	226
10	1:41.241	22.591	157	46.485	190	<b>32.165</b>	<b>200</b>	253	23	1:41.859	22.820	156	46.251	190	32.788	<b>200</b>	255
11	1:43.350	23.800	156	47.028	188	32.522	199	253	24	1:41.357	22.460	158	46.466	188	32.431	199	254
12	2:22.142	22.652	156	53.367	107	1:06.123		253	25	1:41.459	22.677	158	46.296	190	32.486	199	<b>257</b>
13	4:38.486	3:16.902	136	48.593	187	32.991	198	247	26	1:51.755	24.203	144	50.258	188	37.294		215

### 22 Carsten Tilke, DEU/ Christian Abt, DEU

theoretical besttime: 1:41.237

1	4:41.179	3:11.268	137	52.188	168	37.723	195	234	16	1:44.997	23.257	158	47.810	189	33.930	197	253
2	1:47.499	23.258	154	50.773	180	33.468	199	251	17	1:45.879	23.675	150	48.317	189	33.887	199	247
3	1:42.583	22.915	155	46.840	191	32.828	199	255	18	1:44.479	23.189	159	47.553	188	33.737	200	256
4	1:47.085	22.860	157	46.727	190	37.498		255	19	1:43.924	22.949	158	47.428	189	33.547	200	255
5	3:24.652	1:55.032	137	52.461	177	37.159	198	220	20	1:43.521	22.957	158	47.143	189	33.421	199	254
6	1:44.767	23.066	156	47.599	187	34.102	199	253	21	1:43.715	22.949	158	47.523	190	33.243	200	256



# ADAC GT Masters

## Lap analysis Free Practice 2



Provisional

Hockenheimring, Length: 4574 m

Air temperature: 19.4°C

Track temperature: 25.6°C

Weather condition: Dry



Reg. Nr.: 300/12

Friday 28.9.2012 11:55

**ADAC Masters  
Weekend**

Lap	Time	SE1	SP1	SE2	SP2	SE3	SP3	TSP	Lap	Time	SE1	SP1	SE2	SP2	SE3	SP3	TSP
7	<b>1:41.556</b>	22.672	155	46.471	<b>192</b>	32.413	200	255	22	1:43.809	23.043	157	47.376	191	33.390	198	256
8	1:54.129	<b>22.464</b>	154	52.257	121	39.408	<b>200</b>	254	23	1:43.871	23.324	148	47.371	190	33.176	199	255
9	1:41.641	22.868	158	<b>46.413</b>	191	<b>32.360</b>	200	<b>258</b>	24	1:45.467	23.042	159	48.903	188	33.522	200	256
10	2:01.878	26.820	137	56.604	172	38.454	198	215	25	1:51.011	23.004	<b>160</b>	50.024	145	37.983	199	258
11	1:53.340	23.213	158	51.744	187	38.383		214	26	1:45.200	23.167	154	48.919	189	33.114	200	257
12	4:02.037	2:29.894	131	55.524	183	36.619	198	204	27	1:43.966	22.931	158	47.655	188	33.380	200	258
13	1:48.390	22.543	156	46.503	192	39.344	199	255	28	1:44.039	22.955	157	48.190	189	32.894	200	257
14	1:47.414	22.715	157	46.580	190	38.119		257	29	1:42.568	22.968	158	46.757	191	32.843	200	257
15	4:08.921	2:44.973	138	49.471	187	34.477	197	251	30	1:59.009	24.108	149	51.852	177	43.049		225

### 25 Georg Engelhardt, DEU/ Nicki Thiim, DEN

theoretical besttime: 1:41.566

1	2:38.456	55.841	107	1:04.980	158	37.635	192	150	17	1:43.982	23.582	154	46.956	188	33.444	200	264
2	1:47.955	25.461	144	48.384	188	34.110	202	262	18	1:43.283	23.171	160	46.767	188	33.345	202	267
3	1:43.548	23.201	160	46.834	192	33.513	204	264	19	1:47.122	23.710	148	48.624	180	34.788	201	267
4	1:42.278	22.653	161	46.433	<b>193</b>	33.192	200	265	20	1:44.082	23.415	154	47.293	192	33.374	202	266
5	1:42.969	22.987	158	46.646	192	33.336	201	263	21	1:43.453	22.999	156	46.881	192	33.573	<b>204</b>	267
6	1:49.437	23.026	158	47.045	186	39.366		264	22	1:43.938	22.907	159	47.424	191	33.607	203	265
7	3:46.748	2:25.191	145	48.490	190	33.067	202	263	23	1:45.182	23.549	157	48.009	189	33.624	202	266
8	1:43.335	22.634	160	<b>46.283</b>	192	34.418	201	266	24	1:43.682	23.138	158	46.821	192	33.723	201	267
9	1:41.843	22.604	160	46.441	188	<b>32.798</b>	202	267	25	1:43.502	22.927	161	46.504	192	34.071	191	265
10	1:42.151	22.563	<b>162</b>	46.789	191	32.799	204	268	26	1:43.761	23.428	159	47.069	190	33.264	203	265
11	<b>1:41.754</b>	<b>22.485</b>	161	46.286	192	32.983	200	266	27	1:44.654	23.368	158	47.009	192	34.277	200	267
12	1:44.274	22.737	162	46.822	191	34.715	202	267	28	1:48.714	23.163	159	46.960	191	38.591		267
13	1:52.447	23.005	160	48.504	191	40.938		267	29	3:57.207	2:36.177	155	47.599	191	33.431	202	264
14	2:06.334	38.632	138	47.875	190	39.827		262	30	1:43.394	23.199	157	46.770	189	33.425	201	<b>268</b>
15	4:09.952	2:48.772	151	47.522	189	33.658	200	263	31	1:46.537	23.082	156	49.470	185	33.985	202	267
16	1:45.276	23.701	159	47.612	184	33.963	190	266	32	1:48.854	23.152	155	47.037	189	38.665		265

### 26 Rene Bourdeaux, DEU/ Alfred Renauer, DEU

theoretical besttime: 1:41.416

1	5:16.767	3:30.224	112	1:10.609	185	35.934	195	116	11	1:42.971	22.956	163	46.639	192	33.376	201	267
2	1:45.660	23.897	161	47.852	191	33.911	202	263	12	1:49.642	23.206	161	46.885	187	39.551		267
3	1:43.319	22.926	160	47.039	193	33.354	203	265	13	7:58.916	6:23.450	143	54.218	185	41.248	202	219
4	1:43.066	23.305	163	46.440	192	33.321	202	266	14	1:42.554	23.208	<b>163</b>	46.229	191	33.117	204	266
5	1:42.619	22.803	162	46.658	187	33.158	203	265	15	1:49.964	<b>22.582</b>	163	49.843	151	37.539	<b>204</b>	<b>268</b>
6	1:43.146	22.960	160	46.882	190	33.304	201	266	16	<b>1:41.791</b>	22.675	162	46.265	193	<b>32.851</b>	203	266
7	1:43.204	22.759	161	46.729	190	33.716	203	266	17	1:50.319	22.676	162	46.893	179	40.750		267
8	1:48.751	22.892	161	47.179	192	38.680		267	18	3:48.911	2:27.104	161	48.164	190	33.643	203	266
9	5:03.748	3:30.815	124	58.984	189	33.949	201	134	19	1:52.123	22.821	163	<b>45.983</b>	<b>193</b>	43.319	203	266
10	1:43.886	23.105	162	47.176	192	33.605	203	265	20	12:32.922	10:55.181	128	53.047	185	44.694		182

### 27 Andreas Wirth, DEU/ Heinz-Harald Frenzen, DEU

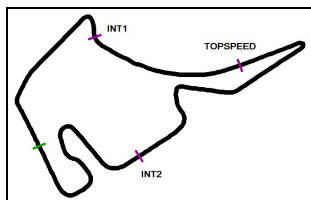
theoretical besttime: 1:40.806

1	2:51.032	1:16.682	128	57.431	144	36.919	194	182	13	9:18.981	7:55.087	141	50.808	189	33.086	201	168
2	1:51.870	24.019	147	52.439	145	35.412	200	194	14	1:41.291	22.545	156	46.298	192	32.448	201	261
3	1:42.340	22.906	160	46.482	191	32.952	200	260	15	<b>1:41.009</b>	<b>22.459</b>	159	46.189	191	<b>32.361</b>	200	261
4	1:42.918	23.065	150	46.728	190	33.125	199	259	16	1:51.327	23.167	144	47.754	190	40.406		260
5	1:41.587	22.595	161	46.241	<b>192</b>	32.751	200	260	17	3:45.711	2:25.545	155	47.160	185	33.006	198	259
6	1:41.680	22.621	<b>161</b>	46.249	191	32.810	200	261	18	1:59.742	28.616	158	50.613	188	40.513		243
7	1:48.501	22.757	161	46.254	190	39.490		262	19	4:42.134	3:22.625	157	46.516	189	32.993	201	260
8	7:20.024	5:40.118	116	1:05.530	138	34.376	198	167	20	1:41.455	22.607	154	<b>45.986</b>	192	32.862	<b>202</b>	263
9	1:43.194	22.797	148	46.811	186	33.586	200	261	21	1:56.111	24.191	154	52.080	186	39.840		201
10	1:42.156	23.031	151	46.588	190	32.537	201	261	22	4:03.819	2:42.710	155	46.584	191	34.525	201	263
11	1:41.419	22.519	154	46.293	191	32.607	200	<b>264</b>	23	1:54.463	22.716	148	48.010	190	43.737		208
12	1:54.568	24.630	144	49.482	188	40.456		224									

### 28 Diego Alessi, ITA/ Daniel Keilwitz, DEU

theoretical besttime: 1:40.619

1	2:12.783	41.739	128	54.699	178	36.345	194	243	15	1:42.424	22.643	161	46.695	193	33.086	201	265
2	1:49.416	25.019	157	50.413	188	33.984	199	239	16	3:04.697	23.494	160	47.697	160	1:53.506		264
3	1:42.130	22.738	161	46.412	<b>194</b>	32.980	201	261	17	4:41.053	3:18.662	126	49.429	189	32.962	201	258
4	1:51.757	22.780	161	48.869	184	40.108	200	259	18	1:43.213	23.461	141	46.922	193	32.830	202	261
5	1:41.857	22.710	<b>162</b>	46.169	193	32.978	200	262	19	1:41.385	22.512	161	46.188	193	32.685	202	264
6	1:45.641	22.881	158	47.124	191	35.636	201	262	20	1:42.659	23.083	160	46.469	193	33.107	201	262



# ADAC GT Masters

## Lap analysis Free Practice 2



Provisional

**DMSB** Reg. Nr.: 300/12  
Deutscher Motor Sport Bund e.V.

**ADAC Masters  
Weekend**

Hockenheimring, Length: 4574 m

Air temperature: 19.4°C

Track temperature: 25.6°C

Weather condition: Dry

Friday 28.9.2012 11:55

Lap	Time	SE1	SP1	SE2	SP2	SE3	SP3	TSP	Lap	Time	SE1	SP1	SE2	SP2	SE3	SP3	TSP
7	1:41.477	22.509	161	46.102	193	32.866	201	265	21	1:49.646	22.487	160	47.385	172	39.774	264	
8	1:41.703	22.553	161	46.297	193	32.853	202	265	22	7:13.568	5:26.400	116	1:03.111	130	44.057	153	166
9	1:57.697	22.789	<b>162</b>	55.031	151	39.877	199	264	23	2:01.757	29.001	136	56.362	169	36.394	193	187
10	1:48.749	24.789	143	50.380	190	33.580	201	236	24	1:46.561	24.617	150	48.245	189	33.699	201	261
11	1:41.578	22.675	161	46.235	193	32.668	202	263	25	1:41.104	22.560	161	<b>46.071</b>	192	32.473	203	264
12	1:41.819	22.555	161	46.483	192	32.781	201	<b>265</b>	26	1:40.849	22.407	160	46.147	194	32.295	<b>204</b>	265
13	1:41.709	22.559	161	46.262	193	32.888	200	264	27	<b>1:40.658</b>	<b>22.311</b>	162	46.110	192	<b>32.237</b>	203	265
14	1:41.891	22.609	161	46.481	193	32.801	202	265	28	2:05.701	25.754	131	55.825	167	44.122	197	197

### 29 Robert Renauer, DEU/ Nicolas Armindo, FRA

theoretical besttime: 1:40.518

1	2:37.184	54.512	113	1:02.952	166	39.720	178	175	14	1:44.022	22.517	158	47.277	190	34.228	<b>205</b>	265
2	2:02.037	28.591	133	55.730	175	37.716	186	215	15	<b>1:41.102</b>	<b>22.346</b>	162	46.407	<b>194</b>	<b>32.349</b>	205	266
3	1:54.325	26.196	138	52.514	181	35.615	196	224	16	1:51.314	22.956	150	47.852	187	40.506		261
4	1:50.580	24.882	144	50.656	185	35.042	195	237	17	5:16.328	3:46.972	162	54.116	189	35.240	203	163
5	1:45.098	23.342	152	47.936	192	33.820	201	259	18	1:41.765	22.821	157	46.278	192	32.666	202	266
6	1:43.224	22.952	159	47.066	191	33.206	203	263	19	1:52.405	23.502	162	50.204	165	38.699	203	265
7	1:41.240	22.435	160	46.139	193	32.666	204	265	20	1:41.156	22.570	162	45.983	192	32.603	201	265
8	1:46.053	22.530	161	48.222	178	35.301	204	266	21	1:52.175	24.614	149	54.354	169	33.207	203	265
9	1:41.652	22.684	161	46.154	193	32.814	204	267	22	1:41.296	22.795	160	<b>45.823</b>	193	32.678	204	266
10	3:04.094	22.555	160	46.223	191	1:55.316		265	23	1:43.068	22.917	161	47.608	192	32.543	203	266
11	6:24.202	4:52.948	127	55.885	186	35.369	197	184	24	1:41.223	22.565	163	46.116	192	32.542	204	267
12	1:56.382	23.179	161	54.142	113	39.061	203	266	25	1:42.066	22.644	<b>163</b>	46.800	191	32.622	203	<b>268</b>
13	1:51.056	22.660	160	49.610	125	38.786	204	265	26	2:23.659	22.512	162	47.563	102	1:13.584		266

### 33 Kristian Poulsen, DEN/ Christoffer Nygaard, DEN

theoretical besttime: 1:41.620

1	2:48.297	57.335	129	1:09.756	164	41.206	149	79	12	5:34.961	4:12.552	158	49.346	186	33.063	199	255
2	2:22.731	34.762	118	1:06.461	181	41.508	180	165	13	1:42.234	22.664	160	47.187	190	<b>32.383</b>	201	255
3	2:07.890	27.482	153	1:02.488	136	37.920	197	182	14	1:46.951	22.781	159	46.932	189	37.238		255
4	1:49.744	23.261	159	47.353	189	39.130		253	15	13:29.747	11:45.717	113	1:03.408	137	40.622	150	168
5	9:22.875	7:47.805	122	58.810	130	36.260	196	194	16	1:51.075	26.038	147	50.227	189	34.810	196	252
6	1:44.859	24.102	157	47.656	187	33.101	199	254	17	2:10.780	27.951	132	1:03.213	113	39.616	149	174
7	1:43.224	23.015	161	47.097	189	33.112	199	255	18	1:47.136	25.866	150	48.204	188	33.066	199	250
8	1:42.851	22.882	161	47.156	189	32.813	199	255	19	1:41.935	<b>22.469</b>	159	46.983	191	32.483	<b>201</b>	256
9	1:42.564	22.799	160	47.002	188	32.763	199	256	20	<b>1:41.840</b>	22.602	160	<b>46.768</b>	<b>191</b>	32.470	<b>200</b>	<b>258</b>
10	1:42.828	22.721	<b>161</b>	47.271	188	32.836	200	256	21	1:50.675	22.863	158	47.184	188	40.628		257
11	1:48.673	22.811	160	47.076	189	38.786		256									

### 34 Philip Geipel, DEU/ Max Sandritter, DEU

theoretical besttime: 1:43.614

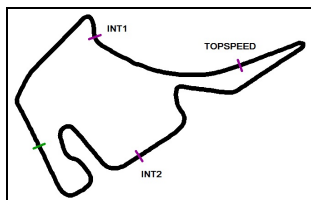
1	2:29.060	46.763	130	1:03.722	112	38.575	198	150	10	1:47.588	23.845	118	49.813	193	33.930	199	261
2	1:46.582	23.828	154	47.688	189	35.066	203	265	11	1:51.738	23.544	159	<b>46.943</b>	191	41.251		<b>269</b>
3	1:44.676	23.123	<b>159</b>	47.529	187	34.024	203	267	12	4:28.714	3:06.912	155	47.311	192	34.491	201	260
4	1:44.015	<b>23.035</b>	159	46.982	<b>194</b>	33.998	<b>204</b>	267	13	1:44.760	23.676	153	47.346	188	33.738	203	268
5	1:45.434	23.321	154	48.236	191	33.877	202	266	14	<b>1:43.892</b>	23.139	158	47.039	193	33.714	203	269
6	1:44.568	23.202	156	47.442	191	33.924	202	266	15	1:50.052	23.370	150	47.621	193	39.061		267
7	1:44.425	23.246	159	47.218	192	33.961	202	268	16	4:40.226	3:11.492	109	54.055	185	34.679	201	232
8	1:44.376	23.177	157	47.516	191	33.683	201	269	17	1:46.080	23.670	152	48.160	190	34.250	203	269
9	1:43.937	23.133	157	47.168	191	<b>33.636</b>	202	268	18	2:01.023	23.559	152	48.932	132	48.532		265

### 36 Christian Engelhart, DEU/ Sean Edwards, GBR

theoretical besttime: 1:40.544

1	3:36.199	2:14.309	149	48.331	188	33.559	203	252	9	<b>1:40.700</b>	22.387	160	45.875	192	32.438	200	266
2	1:48.838	22.459	161	49.115	180	37.264	203	264	10	1:48.071	22.868	160	46.966	192	38.237		<b>269</b>
3	1:40.921	22.455	161	45.959	<b>194</b>	32.507	203	265	11	9:18.728	7:55.270	161	47.541	151	35.917	197	267
4	1:52.625	23.490	154	46.379	158	42.756	<b>204</b>	264	12	1:41.297	22.686	<b>162</b>	45.927	192	32.684	203	267
5	1:40.771	<b>22.342</b>	161	45.812	194	32.617	203	266	13	1:46.433	25.869	135	47.378	191	33.186	203	261
6	1:48.107	22.670	161	46.361	189	39.076		266	14	1:41.272	22.525	162	<b>45.798</b>	194	32.949	199	266
7	4:52.298	3:31.505	158	47.107	191	33.686	203	266	15	1:46.099	22.704	162	46.012	194	37.383		265
8	1:40.992	22.445	160	46.143	192	<b>32.404</b>	204	266	16		3:57.408	153	46.920	190			265





# ADAC GT Masters

## Lap analysis Free Practice 2

Provisional



Hockenheimring, Length: 4574 m

Air temperature: 19.4°C

Track temperature: 25.6°C

Weather condition: Dry



Reg. Nr.: 300/12

Friday 28.9.2012 11:55

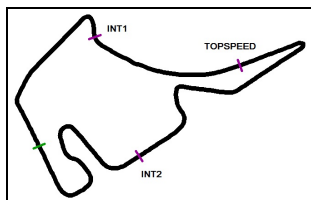
**ADAC Masters  
Weekend**

Lap	Time	SE1	SP1	SE2	SP2	SE3	SP3	TSP	Lap	Time	SE1	SP1	SE2	SP2	SE3	SP3	TSP
<b>38</b> Jesse Krohn, FIN/ Nicolas Verdonck, BEL									<b>theoretical besttime: 1:40.626</b>								
1	3:12.463	1:48.220	138	50.578	187	33.665	198	254	11	1:49.891	23.364	158	47.237	190	39.290	261	
2	1:43.034	22.962	157	47.210	190	32.862	200	257	12	5:41.054	4:19.034	150	47.017	190	35.003	200	258
3	1:42.101	22.921	159	46.489	190	32.691	200	258	13	1:41.103	22.498	157	46.319	191	32.286	201	258
4	1:41.872	22.781	157	46.584	191	32.507	200	260	14	1:47.098	22.570	159	46.678	193	37.850	259	
5	1:41.757	22.671	157	46.512	191	32.574	198	258	15	22:22.888	20:55.139	128	52.342	157	35.407	178	238
6	1:42.364	22.515	159	46.571	191	33.278	203	259	16	2:02.246	29.308	120	56.767	148	36.171	195	154
7	3:10.228	22.548	159	46.405	191	2:01.275		<b>262</b>	17	1:41.564	23.203	159	46.277	<b>193</b>	<b>32.084</b>	<b>203</b>	258
8	3:32.334	2:11.665	153	47.544	187	33.125	200	258	18	<b>1:40.655</b>	<b>22.323</b>	<b>160</b>	<b>46.219</b>	190	32.113	201	261
9	1:41.627	22.756	158	46.414	191	32.457	199	258	19	1:46.840	23.023	152	46.659	189	37.158		263
10	1:41.416	22.509	159	46.465	191	32.442	198	261									

<b>39</b> Riccardo Brutschin, DEU/ Francesco Lopez, ITA									<b>theoretical besttime: 1:42.297</b>								
1	3:02.648	1:20.450	116	1:01.392	167	40.806	186	163	11	23:45.149	22:18.302	132	51.112	177	35.735	192	239
2	3:13.696	29.104	119	1:33.079	64	1:11.513		240	12	1:54.937	24.534	144	55.552	147	34.851	198	167
3	4:41.853	3:06.768	123	54.230	172	40.855	187	249	13	1:43.371	23.160	158	47.071	187	33.140	198	255
4	1:56.915	26.162	138	53.098	176	37.655	189	253	14	1:43.569	23.002	159	47.352	188	33.215	198	257
5	1:54.193	25.752	145	51.455	182	36.986	193	243	15	1:42.876	22.964	<b>159</b>	46.870	187	33.042	198	258
6	1:51.746	25.166	146	49.964	183	36.616	193	253	16	1:42.874	22.967	156	46.878	<b>191</b>	33.029	197	257
7	1:50.045	25.446	153	49.167	188	35.432	193	256	17	<b>1:42.297</b>	<b>22.808</b>	159	<b>46.519</b>	189	<b>32.970</b>	199	259
8	1:53.536	25.098	131	52.232	183	36.206	194	252	18	1:42.670	22.885	158	46.688	188	33.097	<b>200</b>	<b>260</b>
9	1:49.318	24.820	151	49.171	187	35.327	194	258	19	1:51.145	22.760	159	46.815	188	41.570		<b>260</b>
10	1:57.213	24.728	151	48.868	184	43.617		257									

<b>40</b> Rene Rast, DEU/ Christian Mamerow, DEU									<b>theoretical besttime: 1:40.935</b>								
1	1:58.119	31.777	124	51.096	179	35.246	196	245	14	1:41.969	22.705	160	46.587	190	32.677	201	257
2	1:44.552	23.832	153	47.462	189	33.258	199	252	15	1:44.114	23.194	159	46.839	192	34.081	201	258
3	1:44.388	23.305	155	47.840	190	33.243	199	253	16	1:43.677	22.738	<b>160</b>	47.740	187	33.199	<b>201</b>	258
4	1:59.024	38.810	148	47.176	189	33.038	199	252	17	1:42.267	23.024	157	46.648	190	32.595	201	256
5	1:51.909	23.603	151	48.748	185	39.558		255	18	1:52.248	22.934	156	48.218	190	41.096		256
6	3:24.621	1:41.179	125	1:03.791	146	39.651	195	210	19	3:49.223	2:28.634	152	47.754	191	32.835	201	255
7	1:49.851	23.382	155	49.532	187	36.937	199	206	20	1:41.631	22.597	159	46.581	191	32.453	200	256
8	1:42.008	22.815	157	46.643	191	32.550	198	254	21	1:50.611	22.620	154	54.525	178	33.466	198	<b>258</b>
9	1:46.221	23.563	156	47.631	189	35.027	200	254	22	1:41.325	22.484	159	46.483	<b>192</b>	32.358	201	257
10	1:41.778	22.841	158	46.627	190	<b>32.310</b>	200	255	23	<b>1:41.269</b>	<b>22.342</b>	159	46.327	190	32.600	198	257
11	1:43.599	23.022	159	47.739	190	32.838	200	256	24	1:41.271	22.531	158	<b>46.283</b>	190	32.457	193	258
12	1:42.019	22.770	155	46.864	192	32.385	200	255	25	1:50.829	22.755	159	48.962	189	39.112		257
13	1:43.320	23.205	156	47.421	191	32.694	200	256									

<b>41</b> Simon Knap, NLD/ Jeroen den Boer, NLD									<b>theoretical besttime: 1:40.815</b>								
1	2:55.161	1:13.399	100	1:05.745	177	36.017	150	172	16	2:59.761	22.504	<b>157</b>	46.754	192	1:50.503		254
2	1:56.016	26.142	141	51.124	171	38.750	179	197	17	3:26.355	2:02.111	135	48.758	190	35.486	199	251
3	1:59.814	26.653	139	1:00.067	188	33.094	199	135	18	1:42.064	22.507	151	47.274	190	32.283	199	251
4	1:43.070	22.903	149	47.109	190	33.058	199	251	19	1:41.294	22.331	157	46.790	191	32.173	201	254
5	1:42.366	22.550	152	47.094	191	32.722	200	251	20	1:41.048	22.332	155	46.537	192	32.179	194	256
6	1:46.202	26.148	147	47.553	191	32.501	198	246	21	1:41.959	22.415	156	46.691	192	32.853	201	254
7	1:42.134	22.688	150	46.951	191	32.495	199	253	22	1:41.887	22.780	155	46.883	190	32.224	200	252
8	1:50.945	25.424	149	47.243	191	38.278		250	23	1:46.221	22.435	157	46.900	190	36.886		254
9	4:57.915	3:21.981	131	57.603	134	38.331	197	196	24	4:25.153	3:01.969	157	50.557	188	32.627	199	252
10	1:46.970	23.351	144	47.294	191	36.325	198	252	25	1:41.462	22.507	156	46.667	190	32.288	202	256
11	1:42.323	22.638	154	47.041	191	32.644	199	252	26	1:41.733	<b>22.266</b>	156	47.163	189	32.304	198	257
12	1:41.665	22.741	151	46.700	190	32.224	201	254	27	1:41.465	22.372	155	46.612	190	32.481	198	256
13	1:45.146	23.044	156	49.469	158	32.633	201	255	28	1:41.317	22.382	157	46.662	191	32.273	200	255
14	<b>1:40.976</b>	22.427	155	<b>46.502</b>	193	<b>32.047</b>	201	253	29	1:41.138	22.386	157	46.581	190	32.171	<b>202</b>	<b>257</b>
15	1:41.599	22.367	156	46.576	<b>193</b>	32.656	201	253	30	1:54.058	23.204	156	47.901	184	42.953		256



# ADAC GT Masters

## Lap analysis Free Practice 2

Provisional



Hockenheimring, Length: 4574 m

Air temperature: 19.4°C

Track temperature: 25.6°C

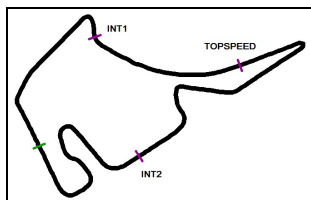
Weather condition: Dry

**DMSB** Reg. Nr.: 300/12  
Deutscher Motor Sport Bund e.V.

Friday 28.9.2012 11:55

**ADAC Masters  
Weekend**

Lap	Time	SE1	SP1	SE2	SP2	SE3	SP3	TSP	Lap	Time	SE1	SP1	SE2	SP2	SE3	SP3	TSP
<b>50</b>	Jörg van Ommen, DEU/ Marcel Lasee, DEU								<b>theoretical besttime: 1:43.272</b>								
1	2:39.254	58.400	124	1:03.370	137	37.484	195	152	9	1:46.414	23.957	159	48.593	190	33.864	201	253
2	1:48.073	25.162	149	49.013	186	33.898	201	258	10	1:46.712	23.392	150	48.979	188	34.341	201	263
3	1:43.945	23.177	160	47.452	188	33.316	200	261	11	1:44.002	23.235	158	47.174	190	33.593	<b>202</b>	263
4	1:43.920	23.352	151	47.311	185	33.257	201	260	12	1:58.857	24.871	157	51.441	183	42.545		<b>263</b>
5	1:43.685	23.234	154	47.255	<b>192</b>	33.196	200	260	13	4:10.647	2:38.264	118	54.533	180	37.850	198	212
6	1:43.651	23.174	155	47.266	186	33.211	199	260	14	1:50.823	24.042	151	49.693	188	37.088	201	258
7	1:51.776	<b>23.170</b>	159	47.355	187	41.251		262	15	<b>1:43.343</b>	23.241	<b>160</b>	<b>46.965</b>	189	<b>33.137</b>	201	263
8	3:34.090	2:06.651	137	50.879	187	36.560	200	259									



# ADAC GT Masters

## Vmax list Free Practice 2

Provisional



Hockenheimring, Length: 4574 m

Air temperature: 19.2°C

Track temperature: 25.9°C

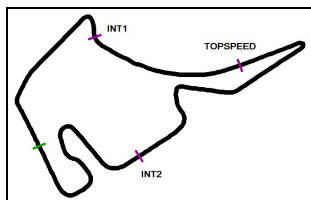
Weather condition: Dry

**DMSB** Reg. Nr.: 300/12  
Deutscher Motor Sport Bund e.V.

Friday 28.9.2012 11:55

**ADAC Masters  
Weekend**

Nr	Team, Car, Driver, Nat	Top speed
6	<b>Farnbacher ESET Racing, Porsche 911 GT3 R</b> Farnbacher Mario , DEU Kentenich Niclas , DEU	275,37 km/h
15	<b>FACH AUTO TECH, Porsche 911 GT3 R</b> Dolenc Swen , DEU Ragginger Martin , AUT	269,60 km/h
16	<b>FACH AUTO TECH, Porsche 911 GT3 R</b> Gugger Andrina , CHE Klohs Otto , DEU	269,39 km/h
34	<b>YACO Racing powered by Jochen Schweizer, Chevrolet Ca</b> Geipel Philip , DEU Sandritter Max , DEU	269,33 km/h
36	<b>Team Geyer&amp;Weinig EDV Schütz Motorsport, Porsche 911 GT3 R</b> Engelhart Christian , DEU Edwards Sean , GBR	268,72 km/h
25	<b>Team GT 3 Kasko, Porsche 911 GT3 R</b> Engelhardt Georg , DEU Thiim Nicki , DEN	268,46 km/h
14	<b>MRS GT-Racing, McLaren MP4-12C GT3</b> Barth Fredy , CHE Eng Philipp , AUT	268,39 km/h
26	<b>Team GT 3 Kasko, Porsche 911 GT3 R</b> Bourdeaux Rene , DEU Renauer Alfred , DEU	268,06 km/h
29	<b>FROGREEN CO2 neutral, Porsche 911 GT3 R</b> Renauer Robert , DEU Armindo Nicolas , FRA	267,79 km/h
17	<b>Callaway Competition, Corvette Z06.R GT3</b> Lips Remo , CHE Schmickler Frank , DEU	266,86 km/h
4	<b>kfzteile24 MS RACING Team, Mercedes Benz SLS AMG GT3</b> Stoll Florian , DEU Dobitsch Daniel , AUT	265,94 km/h
18	<b>Callaway Competition, Corvette Z06.R GT3</b> Seiler Toni , CHE Kechele Frank , DEU	265,16 km/h
28	<b>Callaway Competition, Corvette Z06.R GT3</b> Alessi Diego , ITA Keilwitz Daniel , DEU	265,10 km/h
7	<b>Heico Motorsport, Mercedes Benz SLS AMG GT3</b> Heyer Kenneth , DEU Frankenhout Christiaan , NLD	264,84 km/h



# ADAC GT Masters

## Vmax list Free Practice 2

Provisional



Hockenheimring, Length: 4574 m

Air temperature: 19.2°C

Track temperature: 25.9°C

Weather condition: Dry

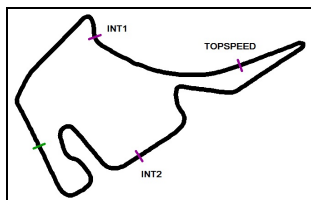
**DMSB** Reg. Nr.: 300/12  
Deutscher Motor Sport Bund e.V.

Friday 28.9.2012 11:55

**ADAC Masters  
Weekend**

Nr	Team, Car, Driver, Nat	Top speed
5	<b>kfzteile24 MS RACING Team, Mercedes Benz SLS AMG GT3</b> Asch Sebastian , DEU Götz Maximilian , DEU	264,45 km/h
1	<b>ALPINA, BMW Alpina B6 GT3</b> Lunardi Dino , FRA Martin Maxime , BEL	264,12 km/h
27	<b>Callaway Competition, Corvette Z06.R GT3</b> Wirth Andreas , DEU Frentzen Heinz-Harald , DEU	264,06 km/h
8	<b>Heico Motorsport, Mercedes Benz SLS AMG GT3</b> Proczyk Harald , AUT Baumann Dominik , AUT	263,61 km/h
10	<b>Schöner Wohnen Polarweiss Team HEICO, Mercedes Benz</b> Arnold Lance David , DEU Margaritis Alexandros , GRC	263,48 km/h
50	<b>Mühlner Motorsport, Porsche 911 GT3 R</b> van Ommen Jörg , DEU Lasee Marcel , DEU	263,48 km/h
2	<b>Liqui Moly Team Engstler, BMW Alpina B6 GT3</b> Spengler Florian , DEU Leidinger Johannes , DEU	263,35 km/h
9	<b>HEICO Junior Team, Mercedes Benz SLS AMG GT3</b> Simonsen Andreas , SWE Buhk Maximilian , DEU	263,29 km/h
38	<b>Lambda Performance, Ford GT GT3</b> Krohn Jesse , FIN Verdonck Nicolas , BEL	262,14 km/h
11	<b>Team rhino's Leipert Motorsport, Lamborghini Gallardo LP</b> Bader Raffael , CHE Mengesdorf David , DEU	260,87 km/h
20	<b>Schubert Motorsport, BMW Z4 GT3</b> Hürtgen Claudia , DEU Schwager Dominik , DEU	260,12 km/h
12	<b>Team rhino's Leipert Motorsport, Lamborghini Gallardo LP</b> Petrishin Oleg , RUS Tweraser Gerhard , AUT	259,93 km/h
39	<b>Lambda Performance, Ford GT GT3</b> Brutschin Riccardo , DEU Lopez Francesco , ITA	259,55 km/h
40	<b>MAMEROW Racing, AUDI R8 LMS ultra</b> Rast Rene , DEU Mamerow Christian , DEU	258,44 km/h





# ADAC GT Masters

## Vmax list Free Practice 2

Provisional



Hockenheimring, Length: 4574 m

Air temperature: 19.2°C

Track temperature: 25.9°C

Weather condition: Dry

**DMSB** Reg. Nr.: 300/12  
Deutscher Motor Sport Bund e.V.

Friday 28.9.2012 11:55

**ADAC Masters  
Weekend**

Nr	Team, Car, Driver, Nat	Top speed
22	<b>Prosperia uhc speed, AUDI R8 LMS ultra</b> Tilke Carsten , DEU Abt Christian , DEU	258,37 km/h
33	<b>Young Driver AMR, Aston Martin V12 Vantage GT3</b> Poulsen Kristian , DEN Nygaard Christoffer , DEN	258,19 km/h
19	<b>Schubert Motorsport, BMW Z4 GT3</b> Partl Maximilian , DEU Weidinger Jörg , DEU	258,00 km/h
41	<b>DB Motorsport, BMW Z4 GT3</b> Knap Simon , NLD den Boer Jeroen , NLD	257,20 km/h
21	<b>Prosperia uhc speed, AUDI R8 LMS ultra</b> Sandström Edward , SWE Mies Christopher , DEU	256,53 km/h