

ADAC Formel Masters

Result List Free Practice

Provisional



Hockenheimring, Length: 4574 m

Air temperature: 18.3°C

Track temperature: 23.8°C

Weather condition: Dry

DMSB Reg. Nr.: 301/12
Deutscher Motor-Sport Bund e.V.

Friday 28.9.2012 11:20

**ADAC Masters
Weekend**

started : 17 classified : 17 not classified : 0

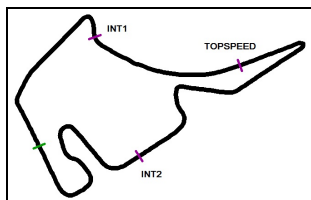
RK	#	Competitor Drivers	Sponsor Car	Lap	Best Time	Gap	Diff	Kph	Day Time
1	3	Lotus M.Kirchhöfer(DEU)	Formel ADAC powered by Volkswagen	6	1:45.556			156,0	11:31:34
2	23	HS Engineering N.Beer(DEN)	Formel ADAC powered by Volkswagen	7	1:45.630	0.074	0.074	155,9	11:33:37
3	14	Neuhauser Racing G.Malja(SWE)	Formel ADAC powered by Volkswagen	12	1:45.895	0.339	0.265	155,5	11:45:08
4	15	Neuhauser Racing T.Jäger(AUT)	Formel ADAC powered by Volkswagen	12	1:45.940	0.384	0.045	155,4	11:45:28
5	12	Mücke-Motorsport J.Kremer(DEU)	Formel ADAC powered by Volkswagen	6	1:46.067	0.511	0.127	155,2	11:31:18
6	8	Mücke-Motorsport R.Nissany(ISR)	Formel ADAC powered by Volkswagen	7	1:46.263	0.707	0.196	155,0	11:33:28
7	7	Lotus J.Schmidt(CHE)	Formel ADAC powered by Volkswagen	12	1:46.293	0.737	0.030	154,9	11:44:39
8	5	Lotus B.Visser(NLD)	Formel ADAC powered by Volkswagen	12	1:46.344	0.788	0.051	154,8	11:43:47
9	21	G&J /Schiller Motorsport A.Picariello(BEL)	Formel ADAC powered by Volkswagen	6	1:46.487	0.931	0.143	154,6	11:31:08
10	6	Lotus I.Dontje(NLD)	Formel ADAC powered by Volkswagen	10	1:46.524	0.968	0.037	154,6	11:40:21
11	19	G&J /Schiller Motorsport S.Balthasar(DEU)	Formel ADAC powered by Volkswagen	7	1:46.772	1.216	0.248	154,2	11:32:59
12	9	Mücke-Motorsport F.Herzog(DEU)	Formel ADAC powered by Volkswagen	5	1:46.891	1.335	0.119	154,0	11:29:28
13	17	Team KUG Motorsport N.Pohler(DEU)	Formel ADAC powered by Volkswagen	6	1:47.209	1.653	0.318	153,6	11:31:17
14	11	ADAC Berlin-Brandenburg e.V. H.Grapp(DEU)	Formel ADAC powered by Volkswagen	13	1:47.236	1.680	0.027	153,6	11:44:22
15	10	Mücke-Motorsport L.Caspari(DEU)	Formel ADAC powered by Volkswagen	8	1:47.867	2.311	0.631	152,7	11:35:56
16	18	ADAC Westfalen Team Sport K.Giersiepen(DEU)	ADAC Westfalen Team Sport Formel ADAC powered by Volkswagen	8	1:48.158	2.602	0.291	152,2	11:35:36
17	20	HS Engineering F.Wieland(DEU)	Formel ADAC powered by Volkswagen	9	1:48.178	2.622	0.020	152,2	11:37:28

Subject to final scrutineering!

Publications Time:

Clerk of the course:

Time Keeping:



ADAC Formel Masters

Lap analysis Free Practice



Provisional

Hockenheimring, Length: 4574 m

Air temperature: 18.3°C

Track temperature: 23.8°C

Weather condition: Dry



Reg. Nr.: 301/12

Friday 28.9.2012 11:20



Lap	Time	SE1	SP1	SE2	SP2	SE3	SP3	TSP	Lap	Time	SE1	SP1	SE2	SP2	SE3	SP3	TSP
3	Marvin Kirchhöfer, DEU/ ,								theoretical besttime: 1:45.488								
1	2:26.732	41.531	127	57.711	111	47.490	143	200	8	5:48.412	4:18.384	140	51.791	171	38.237	25	209
2	2:00.397	27.423	135	56.444	147	36.530	156	177	9	1:50.137	27.099	141	50.959	171	32.079	179	216
3	1:49.764	24.887	140	52.405	171	32.472	178	190	10	1:45.773	22.925	141	50.823	172	32.025	180	212
4	1:46.207	23.208	141	50.896	171	32.103	179	211	11	1:45.828	22.951	141	50.755	171	32.122	179	212
5	1:45.927	23.203	141	50.702	171	32.022	180	212	12	1:45.644	22.854	141	50.785	173	32.005	179	212
6	1:45.556	22.911	141	50.673	171	31.972	179	212	13	1:52.140	23.079	141	50.765	172	38.296		211
7	1:51.304	23.037	141	50.662	171	37.605		211									

5	Beitske Visser, NLD/ ,								theoretical besttime: 1:46.162								
1	2:30.338	50.301	121	1:01.899	145	38.138	147	159	8	1:56.774	23.429	142	50.978	171	42.367		214
2	1:59.878	26.795	131	58.460	155	34.623	173	160	9	3:00.347	1:31.417	138	54.807	156	34.123	177	185
3	1:49.103	23.994	140	51.977	169	33.132	176	209	10	1:47.395	23.891	141	50.745	171	32.759	175	212
4	1:47.538	23.720	140	51.064	170	32.754	176	210	11	1:46.675	23.481	141	50.780	172	32.414	178	213
5	1:47.293	23.391	141	51.241	170	32.661	176	212	12	1:46.344	23.314	142	50.574	172	32.456	178	214
6	1:46.769	23.318	141	51.019	170	32.432	177	212	13	1:46.428	23.174	141	50.621	172	32.633	177	213
7	1:49.061	24.045	137	52.186	171	32.830	176	207	14	2:05.811	23.993	142	55.316	168	46.502		186

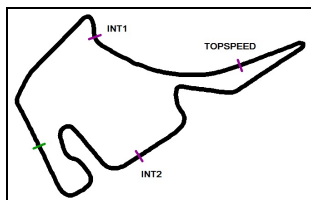
6	Indy Dontje, NLD/ ,								theoretical besttime: 1:46.143								
1	2:37.502	56.993	130	1:04.474	142	36.035	166	154	8	3:12.476	1:47.208	137	52.660	170	32.608	177	200
2	1:55.802	25.275	138	55.474	152	35.053	171	175	9	1:46.681	23.170	141	51.119	171	32.392	178	210
3	1:49.598	24.188	140	52.339	170	33.071	176	200	10	1:46.524	22.971	141	51.103	170	32.450	176	210
4	1:47.326	23.465	140	51.131	170	32.730	176	210	11	1:46.867	23.062	140	51.140	170	32.665	175	210
5	1:46.686	23.208	141	50.957	170	32.521	177	212	12	1:46.633	23.058	140	50.963	170	32.612	177	211
6	1:46.592	23.228	141	50.817	170	32.547	177	213	13	1:46.882	23.063	141	51.167	171	32.652	174	210
7	1:52.023	22.934	141	51.000	172	38.089		212	14	2:03.785	23.956	140	51.927	172	47.902		210

7	Jeffrey Schmidt, CHE/ ,								theoretical besttime: 1:46.247								
1	2:36.338	54.304	128	1:04.173	140	37.861	159	154	8	1:46.897	23.477	141	51.107	171	32.313	176	208
2	2:00.058	28.034	136	56.250	158	35.774	147	171	9	1:46.555	23.498	141	50.889	170	32.168	178	210
3	2:16.938	28.548	140	1:03.616	90	44.774	136	163	10	1:47.137	23.265	140	51.038	172	32.834	177	211
4	2:01.092	30.721	116	56.447	168	33.924	174	163	11	1:46.806	23.628	141	50.922	171	32.256	178	213
5	1:49.113	24.024	141	52.217	169	32.872	175	207	12	1:46.293	23.220	141	50.935	170	32.138	178	209
6	1:57.177	23.574	141	51.475	169	42.128		208	13	1:46.700	23.284	141	51.081	172	32.335	177	209
7	3:05.567	1:32.356	141	1:00.672	169	32.539	176	123	14	1:58.069	25.038	141	51.520	170	41.511		208

8	Roy Nissany, ISR/ ,								theoretical besttime: 1:46.123								
1	2:29.322	41.845	126	1:02.006	133	45.471	143	163	8	1:46.879	23.272	142	51.362	169	32.245	177	211
2	2:03.324	28.113	138	59.897	162	35.314	172	141	9	1:46.623	23.335	141	51.125	171	32.163	178	210
3	1:49.222	24.217	140	52.239	170	32.766	177	201	10	1:53.639	23.374	141	51.440	170	38.825		210
4	1:46.994	23.507	141	51.217	170	32.270	178	209	11	3:43.436	2:10.571	139	58.511	141	34.354	177	169
5	1:47.195	23.124	141	51.442	169	32.629	177	211	12	1:46.626	23.489	142	50.913	171	32.224	179	211
6	1:46.349	23.114	142	51.008	170	32.227	178	212	13	1:49.528	23.421	142	53.410	164	32.697	177	210
7	1:46.263	23.047	141	50.932	171	32.284	178	211	14	1:55.394	24.213	141	51.809	171	39.372		210

9	Florian Herzog, DEU/ ,								theoretical besttime: 1:46.890								
1	2:14.080	40.655	121	58.538	139	34.887	168	178	8	1:47.131	23.243	141	51.509	169	32.379	177	210
2	1:51.455	24.231	137	53.486	164	33.738	173	199	9	1:53.199	23.493	139	51.434	169	38.272		209
3	1:48.619	23.668	140	51.752	168	33.199	177	208	10	3:14.989	1:50.698	140	51.914	168	32.377	177	208
4	1:47.450	23.381	139	51.486	168	32.583	177	208	11	1:46.938	23.202	140	51.430	169	32.306	176	209
5	1:46.891	23.203	140	51.384	168	32.304	177	208	12	1:50.255	23.344	139	54.187	156	32.724	178	210
6	1:55.239	24.342	135	57.687	169	33.210	176	192	13	1:47.504	23.239	140	51.438	170	32.827	177	210
7	1:47.408	23.401	140	51.613	168	32.394	177	209	14	2:04.472	23.445	140	58.178	169	42.849		149

10	Luca Caspari, DEU/ ,								theoretical besttime: 1:47.764								
1	3:11.173	1:35.866	133	59.205	147	36.102	167	159	8	1:47.867	23.587	140	51.514	169	32.766	174	208
2	1:53.474	25.388	138	54.347	161	33.739	168	194	9	1:48.026	23.688	140	51.516	169	32.822	175	208
3	1:49.617	24.203	138	52.325	167	33.089	175	203	10	1:47.879	23.550	140	51.448	168	32.881	173	209
4	1:48.737	23.885	138	52.049	167	32.803	175	204	11	1:55.555	23.967	140	52.017	167	39.571		209
5	1:49.260	23.770	138	52.367	167	33.123	174	206	12	3:31.781	2:07.003	140	51.708	169	33.070	175	207



ADAC Formel Masters

Lap analysis Free Practice



Provisional

DMSB Reg. Nr.: 301/12
Deutscher Motor Sport Bund e.V.

**ADAC Masters
Weekend**

Hockenheimring, Length: 4574 m

Air temperature: 18.3°C

Track temperature: 23.8°C

Weather condition: Dry

Friday 28.9.2012 11:20

Lap	Time	SE1	SP1	SE2	SP2	SE3	SP3	TSP	Lap	Time	SE1	SP1	SE2	SP2	SE3	SP3	TSP
6	1:48.176	23.637	140	51.696	168	32.843	174	207	13	1:48.241	23.782	140	51.525	169	32.934	175	208
7	1:48.321	23.885	139	51.573	169	32.863	175	208	14	1:56.002	24.179	141	51.727	169	40.096		207

11 Hendrik Grapp, DEU/ ,

theoretical besttime: 1:46.862

1	2:39.414	55.868	123	1:05.471	121	38.075	133	156	8	1:47.884	23.840	141	51.342	171	32.702	177	204
2	1:57.146	27.023	140	56.285	155	33.838	175	176	9	1:47.487	23.413	140	51.080	170	32.994	175	210
3	1:48.941	24.112	139	51.902	170	32.927	176	208	10	1:47.726	23.435	140	51.556	171	32.735	176	210
4	1:47.764	23.450	140	51.410	170	32.904	176	209	11	1:47.794	23.335	140	51.174	170	33.285	176	211
5	1:48.485	23.795	139	51.785	167	32.905	176	210	12	1:47.239	23.274	140	51.150	170	32.815	176	212
6	1:47.771	23.556	140	51.427	169	32.788	176	210	13	1:47.236	23.184	140	51.396	170	32.656	177	211
7	1:47.540	23.573	141	51.369	170	32.598	176	210	14	1:54.903	23.766	139	51.748	170	39.389		209

12 Jason Kremer, DEU/ ,

theoretical besttime: 1:46.023

1	2:11.174	39.897	124	56.429	157	34.848	167	184	8	1:46.413	23.171	141	51.109	169	32.133	177	208
2	1:54.434	24.740	139	53.238	168	36.456	158	194	9	1:53.355	23.071	141	51.186	169	39.098		208
3	1:51.840	25.755	139	53.344	166	32.741	176	188	10	3:26.815	2:02.901	140	51.628	169	32.286	177	205
4	1:48.037	23.262	140	52.095	165	32.680	178	210	11	1:46.708	23.167	141	51.275	170	32.266	177	209
5	1:46.676	23.209	139	51.221	169	32.246	177	208	12	1:46.708	23.201	141	51.239	170	32.268	177	209
6	1:46.067	23.115	142	50.877	169	32.075	179	211	13	1:48.510	23.153	140	50.971	171	34.386	169	210
7	1:46.597	23.225	140	51.242	169	32.130	177	208	14	1:59.722	23.948	141	54.593	169	41.181		166

14 Gustav Malja, SWE/ ,

theoretical besttime: 1:45.895

1	2:06.434	33.746	130	56.587	158	36.101	169	197	8	1:49.883	24.721	138	52.241	168	32.921	177	208
2	1:55.326	25.639	135	54.855	168	34.832	154	204	9	1:48.037	23.477	140	52.087	169	32.473	178	209
3	1:52.394	25.282	132	53.605	162	33.507	162	204	10	1:47.971	23.614	140	52.237	167	32.120	179	211
4	1:50.906	25.381	139	52.975	165	32.550	178	211	11	1:49.671	23.687	139	53.855	169	32.129	177	196
5	1:48.215	23.889	139	51.939	170	32.387	178	204	12	1:45.895	22.873	140	50.948	171	32.074	178	211
6	1:56.239	24.186	138	52.310	168	39.743		211	13	1:55.521	23.147	141	51.350	170	41.024		211
7	4:37.595	3:10.432	136	53.163	167	34.000	176	210									

15 Thomas Jäger, AUT/ ,

theoretical besttime: 1:45.616

1	2:07.144	32.934	128	58.153	153	36.057	166	174	8	1:46.449	22.989	140	51.336	170	32.124	177	209
2	2:03.987	25.889	136	55.813	124	42.285	173	197	9	1:52.586	24.084	126	56.121	170	32.381	177	163
3	1:55.022	24.068	139	51.732	168	39.222		206	10	1:45.995	22.861	141	51.036	170	32.098	178	211
4	5:05.415	3:41.052	138	51.754	168	32.609	177	208	11	1:46.902	22.657	141	50.889	170	33.356	178	212
5	1:46.502	23.220	141	51.170	169	32.112	177	209	12	1:45.940	22.813	141	51.057	170	32.070	178	210
6	1:46.388	23.164	140	51.153	169	32.071	177	209	13	2:14.120	24.747	120	1:02.358	164	47.015		139
7	1:46.215	22.934	140	51.191	169	32.090	178	209									

17 Nicolas Pohler, DEU/ ,

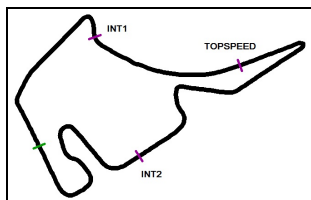
theoretical besttime: 1:46.901

1	2:08.293	34.901	128	58.155	142	35.237	170	193	7	1:47.849	23.900	142	51.284	171	32.665	177	207
2	1:56.283	27.395	139	54.123	169	34.765	174	189	8	1:47.254	23.463	141	50.994	171	32.797	176	213
3	1:50.210	23.928	140	53.063	168	33.219	177	193	9	1:53.060	23.360	141	50.947	170	38.753		212
4	1:48.433	24.065	140	51.610	170	32.758	176	212	10	7:19.007	5:52.364	139	53.734	169	32.909	177	196
5	1:47.397	23.573	141	51.224	170	32.600	176	211	11	1:47.773	23.691	140	51.389	170	32.693	177	209
6	1:47.209	23.535	141	51.080	170	32.594	177	211	12	1:57.708	23.388	140	51.881	170	42.439		209

18 Kim Alexander Giersiepen, DEU/ ,

theoretical besttime: 1:47.884

1	2:42.020	59.754	127	1:04.439	153	37.827	165	138	8	1:48.158	23.589	138	51.886	166	32.683	177	206
2	1:57.781	27.166	135	56.079	159	34.536	174	190	9	1:52.966	23.547	139	55.146	146	34.273	177	207
3	1:50.889	24.802	136	52.674	166	33.413	176	203	10	1:48.278	23.670	140	51.654	167	32.954	176	209
4	1:48.437	23.622	139	52.034	166	32.781	177	205	11	1:48.605	23.872	140	51.664	168	33.069	178	213
5	1:52.062	24.696	137	53.474	158	33.892	175	211	12	1:49.399	24.486	139	51.930	167	32.983	178	212
6	1:48.615	23.670	139	52.024	166	32.921	176	207	13	1:57.306	26.186	137	52.048	168	39.072		210
7	1:48.673	23.599	139	52.171	166	32.903	174	208									



ADAC Formel Masters

Lap analysis Free Practice



Provisional

Hockenheimring, Length: 4574 m

Air temperature: 18.3°C

Track temperature: 23.8°C

Weather condition: Dry



Reg. Nr.: 301/12

Friday 28.9.2012 11:20

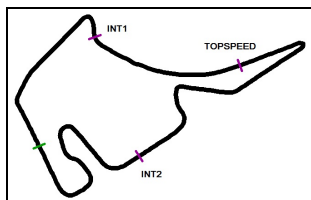


Lap	Time	SE1	SP1	SE2	SP2	SE3	SP3	TSP	Lap	Time	SE1	SP1	SE2	SP2	SE3	SP3	TSP
19	Sebastian Balthasar, DEU/ ,								theoretical besttime: 1:46.743								
1	2:08.559	37.557	131	56.927	154	34.075	175	181	8	1:55.061	23.329	141	51.969	167	39.763	211	
2	1:53.728	25.453	131	54.888	166	33.387	174	191	9	4:26.327	3:02.164	140	51.535	169	32.628	177	212
3	1:49.110	24.381	137	52.199	168	32.530	177	207	10	1:49.814	25.207	141	51.592	168	33.015	175	210
4	1:47.580	23.699	139	51.532	168	32.349	177	209	11	2:05.920	23.414	141	1:09.832	168	32.674	178	211
5	1:47.236	23.447	140	51.334	168	32.455	177	209	12	1:48.236	23.520	141	52.292	169	32.424	177	209
6	1:47.109	23.339	141	51.463	168	32.307	178	211	13	1:55.591	23.339	140	51.452	169	40.800		208
7	1:46.772	23.314	141	51.122	169	32.336	177	210									

20	Felix Wieland, DEU/ ,								theoretical besttime: 1:47.759								
1	2:40.012	58.991	123	1:03.364	128	37.657	136	164	8	1:49.157	23.779	135	51.579	169	33.799	176	211
2	2:05.642	27.546	140	1:01.358	118	36.738	173	155	9	1:48.178	23.706	140	51.433	170	33.039	176	211
3	1:49.711	24.356	138	51.961	169	33.394	176	209	10	1:48.494	23.784	137	51.813	169	32.897	176	210
4	1:48.623	23.650	139	51.595	169	33.378	176	210	11	1:49.115	23.710	140	52.322	170	33.083	176	211
5	1:48.417	23.952	140	51.293	170	33.172	177	211	12	1:51.750	23.614	140	54.981	167	33.155	177	211
6	1:48.555	23.888	140	51.542	169	33.125	177	213	13	1:48.286	23.711	140	51.584	170	32.991	176	209
7	1:50.265	23.637	139	53.665	171	32.963	176	212	14	2:06.192	23.569	140	51.787	169	50.836		210

21	Alessio Picariello, BEL/ ,								theoretical besttime: 1:46.112								
1	2:07.581	36.774	137	55.138	144	35.669	165	202	8	4:12.401	2:48.816	143	50.962	171	32.623	178	212
2	1:53.940	24.979	137	55.026	166	33.935	175	200	9	1:46.494	23.403	143	50.926	170	32.165	178	211
3	1:47.246	23.330	141	51.542	169	32.374	177	207	10	1:46.549	23.135	142	51.132	169	32.282	177	209
4	1:46.627	23.150	141	51.280	170	32.197	178	209	11	1:46.561	23.270	140	51.192	170	32.099	178	210
5	1:46.800	23.127	141	51.255	169	32.418	177	210	12	1:46.628	23.145	141	51.285	169	32.198	177	209
6	1:46.487	23.087	141	51.194	169	32.206	177	209	13	1:46.639	23.120	141	51.303	170	32.216	177	208
7	1:51.583	23.249	141	51.240	169	37.094		209	14	1:55.828	23.549	141	51.461	169	40.818		208

23	Nicolas Beer, DEN/ ,								theoretical besttime: 1:45.442								
1	2:42.646	57.882	121	1:06.215	132	38.549	160	137	7	1:45.630	22.860	142	50.718	172	32.052	179	212
2	2:01.420	27.304	139	58.718	146	35.398	171	169	8	1:45.891	23.063	140	50.943	170	31.885	179	211
3	1:49.684	24.307	137	52.329	167	33.048	177	202	9	1:46.115	23.124	142	50.873	170	32.118	179	210
4	1:46.449	23.215	140	51.133	171	32.101	179	209	10	1:45.961	23.156	142	50.829	170	31.976	178	211
5	1:46.005	23.320	141	50.820	170	31.865	179	211	11	1:54.993	25.047	141	51.114	170	38.832		210
6	1:45.729	23.112	142	50.753	170	31.864	179	211									



ADAC Formel Masters

Vmax list Free Practice

Provisional



Hockenheimring, Length: 4574 m

Air temperature: 18.4°C

Track temperature: 23.8°C

Weather condition: Dry

DMSB Reg. Nr.: 301/12
Deutscher Motor Sport Bund e.V.

Friday 28.9.2012 11:20

**ADAC Masters
Weekend**

Nr	Team, Car, Driver, Nat	Top speed
3	Lotus, Formel ADAC powered by Volkswagen Kirchhöfer Marvin , DEU	215,66 km/h
5	Lotus, Formel ADAC powered by Volkswagen Visser Beitske , NLD	214,03 km/h
18	KSW-Motorsport, Formel ADAC powered by Volkswagen Giersiepen Kim Alexander , DEU	213,31 km/h
17	Team KUG Motorsport, Formel ADAC powered by Volkswag Pohler Nicolas , DEU	213,23 km/h
6	Lotus, Formel ADAC powered by Volkswagen Dontje Indy , NLD	212,93 km/h
7	Lotus, Formel ADAC powered by Volkswagen Schmidt Jeffrey , CHE	212,81 km/h
20	HS Engineering, Formel ADAC powered by Volkswagen Wieland Felix , DEU	212,77 km/h
15	Neuhauser Racing, Formel ADAC powered by Volkswagen Jäger Thomas , AUT	212,43 km/h
8	Mücke-Motorsport, Formel ADAC powered by Volkswagen Nissany Roy , ISR	212,14 km/h
21	G&J /Schiller Motorsport, Formel ADAC powered by Volkswa Picariello Alessio , BEL	212,10 km/h
11	Mücke-Motorsport, Formel ADAC powered by Volkswagen Grapp Hendrik , DEU	211,97 km/h
19	G&J /Schiller Motorsport, Formel ADAC powered by Volkswa Balthasar Sebastian , DEU	211,89 km/h
23	HS Engineering, Formel ADAC powered by Volkswagen Beer Nicolas , DEN	211,72 km/h
14	Neuhauser Racing, Formel ADAC powered by Volkswagen Malja Gustav , SWE	211,27 km/h
12	Mücke-Motorsport, Formel ADAC powered by Volkswagen Kremer Jason , DEU	211,23 km/h
9	Mücke-Motorsport, Formel ADAC powered by Volkswagen Herzog Florian , DEU	209,59 km/h
10	Mücke-Motorsport, Formel ADAC powered by Volkswagen Caspari Luca , DEU	208,94 km/h