

ADAC GT Masters

Results Race 2

Provisional



Nürburgring Grand Prix Circuit, Length: 5137 m

Air temperature: 21.5°C

Track temperature: 33.5°C

Weather condition: Dry



Reg. Nr.: 279/12

Sunday 16.9.2012 12:30

**ADAC Masters
Weekend**

started : 32 classified : 28 not classified : 4

	Drivers	Team	Car	Laps	Total Time	Gap	Kph	Lap	Time	Kph
1	28 D.Alessi/D.Keilwitz	Callaway Competition(DEU)	Corvette Z06.R GT3	30	1:00:37.812		152,5	4	1:57.817	157,0
2	1 D.Lunardi/M.Martin	ALPINA(DEU)	BMW Alpina B6 GT3	30	1:00:39.990	2.178	152,4	6	1:58.065	156,6
3	5 S.Asch/M.Götz	kfzteile24 MS RACING Team(DEU)	Mercedes Benz SLS AMG GT3	30	1:00:41.105	3.293	152,4	7	1:58.020	156,7
4	32 F.Stuck/J.Stuck	Young Driver AMR(DEU)	Aston Martin V12 Vantage GT3	30	1:00:41.711	3.899	152,3	6	1:58.289	156,3
5	9 A.Simonsen/M.Buhk	HEICO Junior Team(DEU)	Mercedes Benz SLS AMG GT3	30	1:00:58.015	20.203	151,7	3	1:58.326	156,3
6	27 H.Zumbrink/H.Frentzen	Callaway Competition(DEU)	Corvette Z06.R GT3	30	1:01:04.799	26.987	151,4	5	1:58.370	156,2
7	20 C.Hürtgen/D.Schwager	Schubert Motorsport(DEU)	BMW Z4 GT3	30	1:01:12.913	35.101	151,1	26	1:58.585	155,9
8	40 F.Stippler/C.Mamerow	MAMEROW Racing(DEU)	AUDI R8 LMS ultra	30	1:01:14.996	37.184	151,0	14	1:59.061	155,3
9	15 S.Dolenc(*A*)/M.Ragginger	FACH AUTO TECH(CHE)	Porsche 911 GT3 R	30	1:01:29.495	51.683	150,4	8	1:59.136	155,2
10	36 C.Engelhart/N.Tandy	Team Geyer&Weinig EDV Schütz M	Porsche 911 GT3 R	30	1:01:30.173	52.361	150,3	4	1:59.274	155,0
11	23 F.Lestrup/D.Roos	WestCoastRacing(SWE)	BMW Z4 GT3	30	1:01:30.393	52.581	150,3	6	1:58.628	155,9
12	29 R.Renauer/N.Armando	FROGREEN CO2 neutral(DEU)	Porsche 911 GT3 R	30	1:01:34.001	56.189	150,2	3	1:57.618	157,2
13	7 K.Heyer/C.Frankenhou	Heico Motorsport(DEU)	Mercedes Benz SLS AMG GT3	30	1:01:48.688	1:10.876	149,6	7	1:58.889	155,6
14	4 F.Stoll/D.Dobitsch	kfzteile24 MS RACING Team(DEU)	Mercedes Benz SLS AMG GT3	30	1:01:50.334	1:12.522	149,5	4	1:59.199	155,1
15	33 K.Poulsen(*A*)/C.Nygaard	Young Driver AMR(DEU)	Aston Martin V12 Vantage GT3	30	1:01:53.781	1:15.969	149,4	7	1:58.422	156,2
16	25 G.Engelhardt(*A*)/M.Seefried	Team GT 3 Kasko(DEU)	Porsche 911 GT3 R	30	1:02:03.156	1:25.344	149,0	5	1:59.206	155,1
17	11 R.Bader/D.Mengesdorf	Team rhino's Leipert Motorsport(DE)	Lamborghini Gallardo LP600+	30	1:02:03.554	1:25.742	149,0	4	1:59.649	154,6
18	14 F.Barth/R.Bell	MRS GT-Racing(DEU)	McLaren MP4-12C GT3	30	1:02:03.845	1:26.033	149,0	5	1:58.960	155,5
19	17 R.Lips(*A*)/J.Richter(*A*)	Callaway Competition(DEU)	Corvette Z06.R GT3	30	1:02:08.025	1:30.213	148,8	12	1:59.785	154,4
20	10 L.Arnold/A.Margaritis	Schöner Wohnen Polarweiss Team	Mercedes Benz SLS AMG GT3	30	1:02:15.130	1:37.318	148,5	20	1:59.247	155,1
21	2 J.Leidinger/F.Spengler	Liqui Moly Team Engstler(DEU)	BMW Alpina B6 GT3	30	1:02:22.042	1:44.230	148,3	6	2:00.430	153,6
22	34 M.Sandritter/P.Geipel	YACO Racing powered by Jochen S	Chevrolet Camaro GT3	30	1:02:23.559	1:45.747	148,2	6	2:00.683	153,2
23	16 A.Gugger(*A*)/O.Klohs(*A*)	FACH AUTO TECH(CHE)	Porsche 911 GT3 R	30	1:02:34.408	1:56.596	147,8	3	2:01.047	152,8
24	44 J.Stovicek(*A*)/E.Janis	HEICO-GRAVITY CHAROUZ TEAM	Mercedes Benz SLS AMG GT3	29	1:00:45.824	1 LAP	147,1	12	1:58.958	155,5
25	12 O.Petrishin(*A*)/S.Afanasiev	Team rhino's Leipert Motorsport(DE)	Lamborghini Gallardo LP600+	29	1:01:52.973	1 LAP	144,4	16	2:00.039	154,1
26	21 E.Sandström/C.Mies	Prosperia uhc speed(DEU)	AUDI R8 LMS ultra	28	57:28.525	2LAPS	150,2	12	1:58.845	155,6
27	41 S.Knap/J.den Boer	DB Motorsport(NLD)	BMW Z4 GT3	26	54:45.554	4LAPS	146,3	11	1:58.578	156,0
28	6 M.Farnbacher/N.Kentenich	Farnbacher ESET Racing(DEU)	Porsche 911 GT3 R	24	58:20.850	6LAPS	126,8	7	1:58.670	155,8
not classified										
18	T.Seiler(*A*)/F.Kechele	Callaway Competition(DEU)	Corvette Z06.R GT3	16	31:56.540	14LAPS	154,4	8	1:57.776	157,0
22	C.Tilke(*A*)/C.Abt	Prosperia uhc speed(DEU)	AUDI R8 LMS ultra	15	30:47.795	15LAPS	150,1	3	1:59.320	155,0
8	H.Proczyk/D.Baumann	Heico Motorsport(DEU)	Mercedes Benz SLS AMG GT3	9	20:23.756	21LAPS	136,0	5	1:59.008	155,4
26	R.Bourdeaux(*A*)/A.Renauer	Team GT 3 Kasko(DEU)	Porsche 911 GT3 R	1	2:27.665	29LAPS				

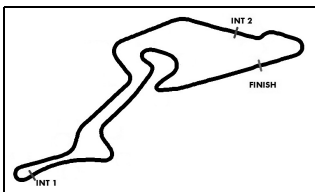
Fastest lap of the race. Car 29 driver Armando on lap 3. Time 1:57.618, average speed 157,2 km/h.

Subject to final scrutineering!

Publications Time:

Clerk of the course:

Time Keeping:



ADAC GT Masters

Lap chart Race 2

Provisional

**ADAC Masters
Weekend**

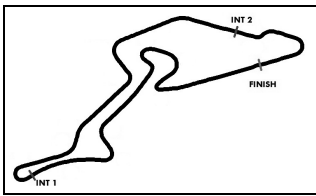


Nürburgring Grand Prix Circuit, Length: 5137 m

Sunday 16.9.2012 12:30

POS	1	2	3	4	5	6	7	8	9	10	11	12	13	14	15	16	17	18	19	20	21	22	23	24	25	26	27	28	29	30	31	32	33	34
LAP 1	28	1	32	27	9	5	40	18	29	15	41	20	44	4	36	10	25	2	6	8	14	33	22	34	11	23	21	12	16	17	.26	7		
LAP 2	28	1	32	27	5	9	40	29	18	15	20	41	44	36	4	25	10	2	8	14	22	6	34	11	21	23	12	16	17	7	33			
LAP 3	28	1	32	27	5	9	29	40	18	15	20	41	44	36	4	25	10	8	14	2	22	11	21	34	23	12	16	17	7	33	.6			
LAP 4	28	1	32	27	5	9	29	40	18	15	20	41	44	36	4	25	10	8	22	2	11	21	34	23	12	16	17	14	7	33	6'			
LAP 5	28	1	32	27	5	9	29	40	18	15	20	41	44	36	4	25	10	8	2	11	21	.22	23	34	12	16	17	14	7	33	6'			
LAP 6	28	1	32	5	27	9	29	40	18	15	20	41	44	36	4	25	10	8	2	11	21	23	34	12	16	17	14	7	22	33	6'			
LAP 7	28	1	32	5	27	9	29	18	40	15	20	41	44	36	4	25	10	8	2	11	21	23	34	12	17	16	14	7	22	33	6'			
LAP 8	28	1	32	5	27	9	29	18	40	15	20	41	44	36	4	25	10	11	21	23	2	.8	34	12	17	16	14	7	22	33	6'			
LAP 9	28	1	32	5	27	9	29	18	40	15	20	41	44	36	4	25	10	21	23	11	2	34	12	17	14	7	16	22	33	.8'	6'			
LAP 10	28	1	32	5	27	9	29	18	40	15	20	41	44	36	4	25	21	23	11	.10	2	34	12	14	7	17	16	22	33	6'				
LAP 11	28	1	5	32	27	9	29	18	40	15	20	41	44	36	4	25	21	23	11	2	34	12	7	14	17	16	22	33	10	6'				
LAP 12	28	1	5	32	27	9	29	18	40	15	20	41	44	36	4	25	21	23	11	2	34	12	7	14	17	33	16	22	10	.6'				
LAP 13	28	1	5	27	9	29	18	.32	40	15	41	44	36	.20	25	.4	21	23	11	7	34	12	14	.2	33	.17	22	.16	10	6'				
LAP 14	28	1	5	27	9	29	18	40	15	41	44	36	25	21	.23	11	7	34	14	12	33	22	32	.10	20	4	2	17'	16'	6'				
LAP 15	28	1	5	27	9	29	18	40	15	41	44	36	21	.25	.11	.7	12	.34	.14	.33	.22	32	20	4	23	2'	17'	16'	10'	6'				
LAP 16	1	5	.28	27	9	29	.18	15	44	.40	36	.41	21	12	32	20	4	25	23	11	7	34	14	33'	2'	17'	16'	10'	6'					
LAP 17	.1	.5	.27	.9	.29	.15	.44	.36	.21	.12	28	32	40	20	41	4	23	25	11	7	34	14	33	2	17	16	10	6'						
LAP 18	28	1	5	32	27	9	29	40	20	41	15	4	36	21	23	25	44	7	11	14	33	34	2	17	16	12	10	6'						
LAP 19	28	1	5	32	9	29	27	40	20	41	15	4	36	21	23	25	44	7	11	14	33	34	2	17	16	10	12	6'						
LAP 20	28	1	5	32	9	.29	27	40	20	41	15	4	36	21	23	25	44	7	11	14	33	34	2	17	16	10	12	6'						
LAP 21	28	1	5	32	9	27	40	20	41	15	36	.4	21	29	23	25	44	7	11	14	33	34	2	17	16	10	12	6'						
LAP 22	28	1	5	32	9	27	40	20	41	15	36	21	29	23	25	44	4	7	11	14	33	34	2	17	16	10	12	6'						
LAP 23	28	1	5	32	9	27	40	20	41	15	36	21	29	23	25	44	4	7	11	33	14	34	17	2	10	16	12'	6'						
LAP 24	28	1	5	32	9	27	40	20	41	15	36	21	29	23	7	25	4	11	33	14	34	17	2	44	10	16	12'	.6'						
LAP 25	28	1	5	32	9	27	40	41	20	15	36	21	23	29	7	4	25	33	11	14	17	34	2	10	44	16	12'							
LAP 26	28	1	5	32	9	27	40	20	15	36	21	23	29	7	4	33	25	11	14	17	34	2	10	16	44	.41'	12'							
LAP 27	28	1	5	32	9	27	40	20	15	36	21	23	29	7	4	33	25	11	14	17	34	2	10	16	44	12'								
LAP 28	28	1	5	32	9	27	40	20	15	36	21	23	29	7	4	33	25	11	14	17	34	10	2	16	44	12'								
LAP 29	28	1	5	32	9	27	20	40	15	36	23	29	7	4	33	25	11	14	17	10	34	2	16	44'	12'									
LAP 30	28	1	5	32	9	27	20	40	15	36	23	29	7	4	33	25	11	14	17	10	2	34	16	.44										

. - PIT STOP ' - LAP BEHIND



ADAC GT Masters

Lap analysis Race 2

Provisional



Nürburgring Grand Prix Circuit, Length: 5137 m

Air temperature: 21.5°C

Track temperature: 33.5°C

Weather condition: Dry



Reg. Nr.: 279/12

Sunday 16.9.2012 12:30

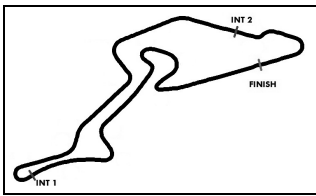
**ADAC Masters
Weekend**

Lap	Time	SE1	SP1	SE2	SP2	SE3	SP3	Lap	Time	SE1	SP1	SE2	SP2	SE3	SP3
1 Dino Lunardi, FRA/ Maxime Martin, BEL								theoretical besttime: 1:57.971							
1	2:03.384	1:00.811	223	43.711	242	18.862	190	17	2:04.193	56.641	224	43.803	244	23.749	
2	1:58.435	56.110	226	43.478	242	18.847	190	18	3:05.160	2:02.278	227	43.986	242	18.896	191
3	1:58.431	55.944	226	43.517	242	18.970	189	19	1:59.066	56.468	228	43.843	242	18.755	191
4	1:58.261	55.871	225	43.533	242	18.857	190	20	1:59.358	56.652	228	43.832	244	18.874	192
5	1:58.295	56.017	226	43.431	242	18.847	191	21	1:58.945	56.394	228	43.723	243	18.828	191
6	1:58.065	55.917	226	43.367	242	18.781	191	22	1:59.158	56.399	229	43.944	243	18.815	191
7	1:58.241	55.971	227	43.395	243	18.875	190	23	1:58.832	56.357	228	43.701	243	18.774	191
8	1:58.309	56.062	226	43.438	243	18.809	191	24	1:58.989	56.554	229	43.671	244	18.764	191
9	1:58.717	56.262	226	43.628	242	18.827	190	25	1:58.994	56.336	229	43.829	244	18.829	191
10	1:58.536	56.186	227	43.542	242	18.808	191	26	1:58.936	56.597	230	43.519	244	18.820	191
11	1:58.499	56.158	227	43.560	242	18.781	191	27	1:58.953	56.405	230	43.714	244	18.834	191
12	1:58.682	56.117	226	43.765	243	18.800	190	28	1:59.474	56.683	229	43.702	243	19.089	191
13	1:58.625	56.103	227	43.698	243	18.824	190	29	1:59.081	56.622	229	43.726	244	18.733	192
14	1:59.062	56.321	227	43.840	242	18.901	190	30	1:59.296	56.717	229	43.643	244	18.936	183
15	1:58.906	56.355	225	43.691	242	18.860	191								
16	1:59.107	56.599	226	43.670	242	18.838	190								

2 Johannes Leidinger, DEU/ Florian Spengler, DEU								theoretical besttime: 2:00.265							
1	2:11.531	1:06.743	224	45.360	240	19.428	190	17	2:01.479	57.458	224	44.604	241	19.417	190
2	2:01.172	57.518	226	44.440	239	19.214	190	18	2:02.253	57.664	213	44.819	241	19.770	191
3	2:01.182	57.253	225	44.073	239	19.856	181	19	2:01.895	58.148	225	44.332	242	19.415	191
4	2:01.780	58.099	225	44.395	239	19.286	189	20	2:01.962	57.835	217	44.816	242	19.311	190
5	2:00.817	57.106	227	44.275	238	19.436	190	21	2:02.311	57.816	221	44.989	240	19.506	191
6	2:00.430	57.064	225	44.180	239	19.186	189	22	2:03.742	58.326	222	45.149	242	20.267	191
7	2:00.610	57.184	224	44.146	239	19.280	189	23	2:01.563	57.608	224	44.548	240	19.407	190
8	2:03.488	59.038	222	44.973	241	19.477	189	24	2:01.719	57.326	225	44.752	242	19.641	188
9	2:00.777	57.194	225	44.197	240	19.386	190	25	2:02.473	57.722	213	45.085	242	19.666	190
10	2:00.866	57.394	226	44.344	238	19.128	190	26	2:02.786	57.710	220	45.675	240	19.401	190
11	2:01.139	57.384	226	44.170	240	19.585	190	27	2:02.817	57.952	224	45.199	240	19.666	190
12	2:00.825	57.215	226	44.250	240	19.360	189	28	2:03.428	58.077	215	45.290	241	20.061	185
13	2:06.551	57.236	225	44.578	240	24.737		29	2:03.534	58.541	222	45.434	241	19.559	190
14	3:08.379	2:03.328	216	45.579	238	19.472	189	30	2:03.155	58.290	212	45.325	239	19.540	188
15	2:06.072	1:01.776	177	44.951	239	19.345	190								
16	2:01.306	57.478	225	44.469	241	19.359	190								

4 Florian Stoll, DEU/ Daniel Dobitsch, AUT								theoretical besttime: 1:58.971							
1	2:09.408	1:04.890	219	45.197	238	19.321	188	17	1:59.754	56.736	227	44.072	241	18.946	189
2	2:00.821	57.598	226	44.404	240	18.819	189	18	2:01.549	58.416	226	43.979	241	19.154	190
3	1:59.248	56.391	227	44.046	242	18.811	189	19	2:00.389	56.757	225	44.374	241	19.258	191
4	1:59.199	56.542	227	43.769	241	18.888	190	20	2:01.161	57.701	227	44.170	243	19.290	190
5	1:59.520	56.758	227	43.865	241	18.897	189	21	2:06.742	57.759	226	44.779	240	24.204	
6	2:00.050	56.805	224	44.364	241	18.881	191	22	2:18.933	1:14.391	218	45.243	242	19.299	189
7	1:59.441	56.565	227	44.049	241	18.827	189	23	2:03.314	58.546	225	44.989	240	19.779	187
8	1:59.624	56.970	227	43.814	241	18.840	188	24	2:02.968	59.597	221	44.336	241	19.035	190
9	2:00.642	57.555	227	44.130	239	18.957	188	25	2:00.257	57.146	226	44.116	242	18.995	190
10	1:59.922	56.963	227	44.109	238	18.850	189	26	2:00.335	56.907	227	44.437	242	18.991	190
11	1:59.523	56.640	227	43.977	240	18.906	189	27	1:59.776	56.691	226	44.070	241	19.015	190
12	1:59.560	56.676	227	44.068	241	18.816	190	28	2:00.082	57.035	226	43.994	241	19.053	191
13	2:03.767	56.703	226	44.118	240	22.946		29	2:00.447	57.000	226	44.309	242	19.138	190
14	3:04.265	2:01.307	226	43.902	240	19.056	189	30	2:00.542	56.870	225	44.557	241	19.115	190
15	1:59.557	56.779	226	43.870	240	18.908	189								
16	1:59.538	56.600	226	43.831	242	19.107	188								

5 Sebastian Asch, DEU/ Maximilian Götz, DEU								theoretical besttime: 1:57.915							
1	2:05.784	1:03.033	220	43.920	239	18.831	190	17	2:03.627	56.724	227	43.653	241	23.250	
2	1:58.640	56.262	226	43.659	240	18.719	189	18	3:05.140	2:02.637	227	43.752	241	18.751	190
3	1:58.393	55.866	227	43.661	242	18.866	189	19	1:59.390	56.816	226	43.695	241	18.879	190
4	1:58.825	56.127	228	43.877	241	18.821	190	20	1:59.072	56.488	227	43.723	242	18.861	191
5	1:58.483	56.239	228	43.500	241	18.744	190	21	1:59.213	56.498	227	43.796	241	18.919	190
6	1:58.723	56.057	228	43.941	242	18.725	190	22	1:58.713	56.305	227	43.541	242	18.867	191
7	1:58.020	55.971	228	43.405	241	18.644	190	23	1:58.698	56.104	227	43.711	242	18.883	190



ADAC GT Masters

Lap analysis Race 2

Provisional



Nürburgring Grand Prix Circuit, Length: 5137 m

Air temperature: 21.5°C

Track temperature: 33.5°C

Weather condition: Dry



Reg. Nr.: 279/12

Sunday 16.9.2012 12:30

**ADAC Masters
Weekend**

Lap	Time	SE1	SP1	SE2	SP2	SE3	SP3	Lap	Time	SE1	SP1	SE2	SP2	SE3	SP3
8	1:58.447	55.925	228	43.763	241	18.759	189	24	1:59.219	56.637	227	43.663	241	18.919	190
9	1:58.374	56.047	228	43.568	242	18.759	190	25	1:58.774	56.456	227	43.493	242	18.825	191
10	1:58.850	56.326	228	43.794	241	18.730	190	26	1:58.891	56.341	228	43.639	243	18.911	190
11	1:58.080	55.927	228	43.435	240	18.718	190	27	1:59.141	56.490	228	43.810	242	18.841	191
12	1:58.326	56.065	227	43.562	241	18.699	190	28	1:59.295	56.603	227	43.816	241	18.876	190
13	1:58.141	55.894	228	43.537	241	18.710	190	29	1:58.947	56.291	227	43.839	242	18.817	191
14	1:58.650	56.168	227	43.616	241	18.866	189	30	1:59.734	56.902	227	43.856	242	18.976	190
15	1:59.107	56.427	226	43.886	240	18.794	190								
16	1:58.408	56.050	227	43.681	241	18.677	189								

6 Mario Farnbacher, DEU/ Niclas Kentenich, DEU

theoretical besttime: 1:58.637

1	2:12.433	1:06.816	227	45.952	236	19.665	188	13	3:04.662	2:01.800	226	43.886	245	18.976	192
2	2:03.315	57.907	227	44.365	244	21.043	177	14	1:59.244	56.495	230	43.807	247	18.942	194
3	3:30.516				58	48.135		15	1:59.875	56.567	230	43.929	247	19.379	193
4	9:25.393	8:21.974	224	44.261	242	19.158	190	16	1:59.298	56.332	230	43.934	247	19.032	192
5	1:59.376	56.604	225	43.902	245	18.870	192	17	1:59.167	56.395	230	43.878	245	18.894	193
6	1:59.215	56.490	224	43.801	245	18.924	192	18	1:59.357	56.490	230	43.885	246	18.982	193
7	1:58.670	56.213	229	43.612	247	18.845	193	19	2:02.143	57.209	228	44.447	243	20.487	193
8	1:58.981	56.368	229	43.729	247	18.884	193	20	1:59.797	56.969	230	43.942	248	18.886	193
9	1:59.908	56.369	228	43.579	249	19.960	191	21	1:59.767	56.599	230	44.253	248	18.915	194
10	1:59.748	56.995	228	43.836	244	18.917	193	22	1:59.858	57.137	233	43.757	246	18.964	194
11	2:02.062	56.536	227	43.739	245	21.787	172	23	1:59.889	56.825	229	44.046	245	19.018	193
12	2:03.979	57.064	230	43.773	246	23.142		24	2:04.197	56.733	229	43.995	248	23.469	

7 Kenneth Heyer, DEU/ Christiaan Frankenhou, NLD

theoretical besttime: 1:58.504

1	2:33.360	1:29.688	221	44.669	236	19.003	188	17	2:01.965	57.770	227	44.544	239	19.651	191
2	2:00.453	57.073	224	44.451	238	18.929	188	18	2:01.093	57.876	226	44.201	240	19.016	190
3	1:59.427	56.639	225	43.889	238	18.899	188	19	1:59.859	56.902	227	44.020	240	18.937	190
4	1:58.955	56.439	225	43.775	239	18.741	187	20	2:00.214	57.028	226	44.322	241	18.864	190
5	1:59.210	56.563	226	43.831	239	18.816	188	21	1:59.832	56.862	226	44.044	240	18.926	190
6	1:59.077	56.484	226	43.797	239	18.796	188	22	1:59.952	57.018	227	44.028	242	18.906	190
7	1:58.889	56.121	227	43.955	239	18.813	189	23	2:02.661	58.231	227	44.869	242	19.561	187
8	2:00.241	56.623	227	44.328	240	19.290	190	24	2:01.351	57.794	226	44.282	242	19.275	189
9	2:00.198	57.166	226	43.995	240	19.037	188	25	2:00.637	57.561	226	44.284	241	18.792	190
10	2:01.115	56.949	225	45.302	239	18.864	190	26	2:00.097	56.846	228	44.245	242	19.006	189
11	1:59.394	56.864	224	43.922	240	18.608	189	27	2:00.048	56.730	227	44.427	240	18.891	190
12	1:59.231	56.557	226	43.804	241	18.870	190	28	1:59.756	56.864	226	44.045	240	18.847	190
13	1:59.645	56.602	226	44.310	240	18.733	188	29	2:00.859	57.677	227	44.231	241	18.951	190
14	1:59.017	56.357	226	43.864	240	18.796	188	30	2:00.012	56.817	227	44.481	241	18.714	190
15	2:03.409	56.509	226	43.785	241	23.115									
16	3:08.731	2:05.254	226	44.536	240	18.941	190								

8 Harald Proczyk, AUT/ Dominik Baumann, AUT

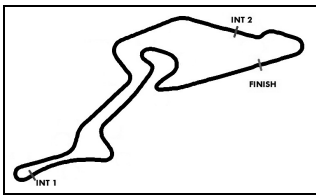
theoretical besttime: 1:58.877

1	2:12.494	1:07.463	222	45.545	239	19.486	189	6	1:59.150	56.461	227	43.811	240	18.878	188
2	2:00.742	57.610	225	44.226	241	18.906	188	7	1:59.262	56.436	226	43.846	241	18.980	190
3	2:00.290	56.984	226	44.174	240	19.132	187	8	2:10.938	56.842	194	48.810	220	25.286	
4	1:59.451	56.730	226	43.880	240	18.841	187	9	4:02.421	2:37.147	163	52.379	171	32.895	
5	1:59.008	56.306	226	43.730	239	18.972	188								

9 Andreas Simonsen, SWE/ Maximilian Buhk, DEU

theoretical besttime: 1:58.326

1	2:05.354	1:02.481	225	44.083	240	18.790	189	17	2:04.238	56.482	227	43.755	242	24.001	
2	1:59.750	56.558	226	44.366	241	18.826	190	18	3:06.327	2:02.959	227	44.243	240	19.125	189
3	1:58.326	56.155	227	43.471	242	18.700	190	19	2:00.603	56.694	228	44.881	239	19.028	189
4	1:58.691	56.329	227	43.559	241	18.803	190	20	1:59.510	56.517	227	44.069	240	18.924	189
5	1:58.594	56.304	228	43.529	242	18.761	190	21	1:59.465	56.438	227	44.055	240	18.972	189
6	1:58.855	56.265	227	43.656	242	18.934	189	22	2:00.121	56.889	223	44.154	240	19.078	188
7	1:58.975	56.681	227	43.559	242	18.735	190	23	1:59.293	56.511	226	43.867	240	18.915	189
8	1:58.489	56.217	228	43.522	243	18.750	190	24	1:59.026	56.420	227	43.755	241	18.851	189
9	1:58.884	56.468	228	43.627	242	18.789	190	25	2:00.120	57.344	226	43.883	240	18.893	190
10	1:58.820	56.184	227	43.681	242	18.955	190	26	1:59.418	56.540	227	43.946	241	18.932	188
11	1:58.823	56.261	228	43.695	241	18.867	191	27	1:59.762	56.804	227	43.954	240	19.004	188
12	1:58.739	56.274	228	43.675	243	18.790	190	28	1:59.800	56.725	226	44.111	240	18.964	190



ADAC GT Masters

Lap analysis Race 2

Provisional



Nürburgring Grand Prix Circuit, Length: 5137 m

Air temperature: 21.5°C

Track temperature: 33.5°C

Weather condition: Dry



Reg. Nr.: 279/12

Sunday 16.9.2012 12:30



Lap	Time	SE1	SP1	SE2	SP2	SE3	SP3	Lap	Time	SE1	SP1	SE2	SP2	SE3	SP3
13	1:59.217	56.435	228	43.702	243	19.080	190	29	1:59.936	57.012	226	43.954	240	18.970	190
14	1:59.359	56.356	227	44.180	241	18.823	190	30	2:00.959	57.028	226	44.296	240	19.635	188
15	1:58.806	56.379	227	43.659	242	18.768	191								
16	1:59.755	56.484	229	44.352	242	18.919	190								

10 Lance David Arnold, DEU/ Alexandros Margaritis, GRC

theoretical besttime: 1:58.935

1	2:10.497	1:05.766	219	45.605	238	19.126	188	17	1:59.569	56.687	225	43.969	238	18.913	187
2	2:01.521	58.155	224	44.473	239	18.893	187	18	1:59.863	56.813	225	44.146	238	18.904	189
3	1:59.522	56.460	225	44.096	238	18.966	188	19	1:59.590	56.813	225	43.913	240	18.864	188
4	1:59.481	56.462	225	44.147	237	18.872	187	20	1:59.247	56.672	225	43.802	238	18.773	188
5	1:59.736	56.831	225	43.986	238	18.919	187	21	1:59.407	56.712	225	43.893	239	18.802	188
6	1:59.657	56.897	225	43.973	238	18.787	188	22	1:59.414	56.582	225	43.919	239	18.913	189
7	1:59.591	56.389	225	44.337	238	18.865	188	23	2:01.581	57.434	224	44.728	240	19.419	188
8	1:59.404	56.489	226	44.036	239	18.879	188	24	1:59.539	56.861	225	43.830	240	18.848	188
9	2:00.005	56.698	226	44.441	239	18.866	188	25	2:00.158	56.649	226	44.206	241	19.303	186
10	2:12.547	56.775	226	44.283	237	31.489		26	1:59.602	56.939	227	43.919	239	18.744	188
11	2:45.888	1:42.298	223	44.570	237	19.020	187	27	1:59.757	56.900	225	44.014	239	18.843	187
12	1:59.539	56.808	224	43.958	238	18.773	188	28	1:59.873	56.705	225	43.947	241	19.221	187
13	2:00.416	56.469	224	43.855	238	20.092	186	29	2:00.318	57.252	225	44.112	240	18.954	188
14	2:05.234	57.453	225	44.177	239	23.604		30	1:59.709	56.791	225	44.039	239	18.879	188
15	3:04.964	2:01.846	225	44.038	237	19.080	187								
16	1:59.501	56.759	225	43.939	238	18.803	188								

11 Raffael Bader, CHE/ David Mengesdorf, DEU

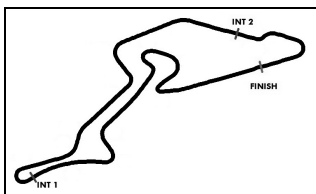
theoretical besttime: 1:59.632

1	2:14.534	1:08.368	216	46.151	240	20.015	185	17	2:02.300	57.959	223	44.791	239	19.550	188
2	2:02.498	58.027	216	45.327	239	19.144	189	18	2:02.333	58.580	224	44.386	238	19.367	189
3	2:00.205	57.050	224	44.044	236	19.111	188	19	2:00.764	57.342	225	44.152	237	19.270	188
4	1:59.649	56.537	223	44.040	237	19.072	189	20	2:01.001	57.431	224	44.365	238	19.205	189
5	1:59.907	56.700	224	44.047	236	19.160	189	21	2:00.984	57.448	224	44.219	237	19.317	189
6	2:00.469	57.223	224	44.191	237	19.055	190	22	2:01.155	57.657	224	44.167	237	19.331	189
7	2:00.580	57.282	223	44.207	238	19.091	190	23	2:01.081	57.420	223	44.414	237	19.247	189
8	2:00.997	57.773	224	44.096	237	19.128	189	24	2:01.007	57.689	225	44.164	239	19.154	189
9	2:01.981	57.723	223	45.015	236	19.243	189	25	2:02.035	57.513	224	44.599	241	19.923	191
10	2:00.499	57.108	224	44.230	236	19.161	190	26	2:02.653	58.313	225	44.968	239	19.372	189
11	2:00.520	57.154	223	44.173	238	19.193	190	27	2:01.736	57.824	225	44.565	240	19.347	191
12	2:00.777	57.254	223	44.307	237	19.216	190	28	2:01.824	57.848	225	44.597	239	19.379	190
13	2:00.946	57.182	223	44.397	238	19.367	190	29	2:02.633	58.526	224	44.813	240	19.294	191
14	2:00.828	57.257	221	44.415	237	19.156	189	30	2:02.259	58.264	224	44.607	240	19.388	190
15	2:06.252	57.475	223	44.497	236	24.280									
16	3:09.147	2:04.880	220	44.669	235	19.598	187								

12 Oleg Petrishin, RUS/ Sergey Afanasiev, RUS

theoretical besttime: 1:59.920

1	2:16.152	1:09.086	206	46.628	226	20.438	189	16	2:00.039	56.917	221	44.138	236	18.984	188
2	2:02.408	57.491	222	45.519	237	19.398	189	17	2:07.302	56.870	223	44.133	236	26.299	
3	2:00.704	57.058	221	44.398	237	19.248	189	18	3:27.926	2:15.806	214	49.619	226	22.501	183
4	2:02.036	57.180	224	45.184	237	19.672	188	19	2:10.496	1:01.089	219	47.495	229	21.912	184
5	2:01.316	57.562	221	44.556	237	19.198	189	20	2:08.908	1:00.421	215	47.244	231	21.243	184
6	2:01.035	56.935	224	44.577	236	19.523	188	21	2:07.806	59.977	217	46.948	231	20.881	183
7	2:00.588	56.908	222	44.457	238	19.223	189	22	2:07.857	1:00.249	219	46.656	231	20.952	184
8	2:00.910	57.126	222	44.669	236	19.115	189	23	2:12.202	1:04.201	215	47.190	231	20.811	182
9	2:00.920	57.010	219	44.726	237	19.184	189	24	2:09.757	1:01.389	217	47.520	231	20.848	184
10	2:00.939	56.974	221	44.709	237	19.256	189	25	2:09.230	1:01.098	218	46.822	232	21.310	186
11	2:01.084	56.911	220	44.741	238	19.432	190	26	2:08.965	1:00.728	221	47.401	231	20.836	183
12	2:00.718	56.803	224	44.589	238	19.326	189	27	2:11.254	1:03.213	220	46.954	232	21.087	183
13	2:02.021	58.020	221	44.706	239	19.295	189	28	2:08.248	1:01.006	216	46.957	232	20.285	186
14	2:02.614	58.239	222	45.008	237	19.367	189	29	2:09.364	1:00.409	214	48.150	232	20.805	185
15	2:00.174	56.831	224	44.220	238	19.123	189								



ADAC GT Masters



Lap analysis Race 2

Provisional

Nürburgring Grand Prix Circuit, Length: 5137 m

Air temperature: 21.5°C

Track temperature: 33.5°C

Weather condition: Dry



Reg. Nr.: 279/12

Sunday 16.9.2012 12:30

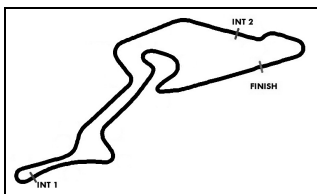
**ADAC Masters
Weekend**

Lap	Time	SE1	SP1	SE2	SP2	SE3	SP3	Lap	Time	SE1	SP1	SE2	SP2	SE3	SP3
14 Fredy Barth, CHE/ Robert Bell, GBR								theoretical besttime: 1:58.885							
1	2:12.759	1:07.047	218	46.234	242	19.478	192	17	2:01.634	57.332	225	45.050	244	19.252	192
2	2:01.480	57.859	221	44.461	243	19.160	191	18	2:01.049	57.447	224	44.347	244	19.255	191
3	1:59.541	56.221	224	44.225	243	19.095	189	19	2:00.332	56.817	228	44.246	243	19.269	191
4	2:17.119	1:13.984	222	44.153	241	18.982	190	20	2:00.521	57.090	227	44.313	245	19.118	191
5	1:58.960	56.296	227	43.856	242	18.808	191	21	2:00.670	57.071	224	44.371	244	19.228	192
6	1:59.224	56.282	228	44.091	242	18.851	191	22	2:00.354	57.007	227	44.092	244	19.255	191
7	1:59.664	56.425	228	44.197	242	19.042	191	23	2:01.238	57.224	225	44.323	243	19.691	191
8	2:00.603	56.747	228	44.496	245	19.360	192	24	2:01.841	57.547	222	44.747	244	19.547	192
9	1:59.990	56.855	227	44.125	242	19.010	191	25	2:00.267	56.898	226	44.272	245	19.097	193
10	2:01.200	57.173	224	45.104	242	18.923	191	26	2:02.268	57.420	215	45.312	246	19.536	191
11	2:00.781	57.442	214	44.333	245	19.006	191	27	2:01.420	57.441	220	44.657	244	19.322	192
12	1:59.504	56.580	228	44.031	245	18.893	193	28	2:01.686	57.705	227	44.459	245	19.522	192
13	2:00.220	56.852	227	44.110	245	19.258	193	29	2:02.672	58.465	220	44.784	245	19.423	193
14	2:00.461	57.029	226	44.356	245	19.076	191	30	2:02.159	58.390	224	44.541	245	19.228	192
15	2:06.596	57.277	224	44.749	244	24.570									
16	3:07.632	2:02.933	223	45.290	243	19.409	190								

15 Swen Dolenc, DEU/ Martin Ragginger, AUT								theoretical besttime: 1:58.957							
1	2:07.915	1:04.013	224	44.697	244	19.205	191	17	2:05.087	56.601	225	44.217	244	24.269	
2	1:59.326	56.501	227	43.897	245	18.928	193	18	3:07.641	2:02.678	228	44.531	244	20.432	187
3	1:59.186	56.418	226	43.807	246	18.961	192	19	2:02.347	58.145	217	44.714	245	19.488	191
4	1:59.526	56.300	227	44.199	246	19.027	192	20	2:01.212	57.497	229	44.292	245	19.423	191
5	2:00.231	57.174	229	44.009	245	19.048	192	21	2:01.812	57.657	228	44.694	243	19.461	190
6	1:59.481	56.612	224	43.792	245	19.077	192	22	2:00.816	57.073	228	44.398	244	19.345	192
7	1:59.260	56.509	228	43.750	245	19.001	192	23	2:01.320	57.257	228	44.533	243	19.530	191
8	1:59.136	56.351	229	43.729	245	19.056	191	24	2:01.165	57.126	228	44.412	244	19.627	190
9	1:59.511	56.469	229	43.790	244	19.252	191	25	2:00.929	56.974	229	44.635	244	19.320	190
10	1:59.584	56.463	227	44.059	244	19.062	191	26	2:01.720	57.580	229	44.626	245	19.514	191
11	1:59.459	56.427	228	43.892	244	19.140	192	27	2:01.336	57.027	229	44.743	244	19.566	191
12	1:59.408	56.403	229	43.800	245	19.205	191	28	2:01.443	57.401	229	44.717	243	19.325	191
13	1:59.594	56.540	229	43.861	244	19.193	191	29	2:01.143	57.382	229	44.557	244	19.204	192
14	1:59.444	56.582	228	43.835	245	19.027	191	30	2:01.117	56.998	228	44.624	245	19.495	191
15	1:59.699	56.594	229	44.001	244	19.104	192								
16	1:59.647	56.576	228	43.983	246	19.088	192								

16 Andrina Gugger, CHE/ Otto Klohs, DEU								theoretical besttime: 2:00.881							
1	2:16.988	1:09.408	194	46.529	223	21.051	189	16	2:03.053	58.244	198	45.189	245	19.620	191
2	2:02.156	57.966	226	44.580	245	19.610	190	17	2:02.036	57.766	228	44.486	244	19.784	191
3	2:01.047	57.257	228	44.247	245	19.543	189	18	2:02.961	57.745	226	45.036	244	20.180	191
4	2:01.823	57.408	220	44.753	244	19.662	188	19	2:01.864	57.583	226	44.708	244	19.573	192
5	2:01.647	57.347	227	44.850	243	19.450	189	20	2:02.021	57.687	227	44.758	243	19.576	193
6	2:01.494	57.602	228	44.515	243	19.377	190	21	2:02.028	57.873	227	44.592	243	19.563	192
7	2:02.445	58.143	227	44.675	244	19.627	191	22	2:01.555	57.516	225	44.636	243	19.403	193
8	2:01.597	57.410	226	44.696	243	19.491	190	23	2:02.152	57.613	224	44.617	243	19.922	194
9	2:02.533	58.316	227	44.728	244	19.489	191	24	2:02.522	57.857	222	45.087	245	19.578	192
10	2:02.139	57.875	226	44.790	243	19.474	191	25	2:01.696	57.684	227	44.625	245	19.387	193
11	2:02.201	57.935	227	44.808	244	19.458	190	26	2:02.645	57.761	228	44.866	244	20.018	191
12	2:03.262	58.525	225	45.183	244	19.554	190	27	2:02.883	58.188	224	45.154	244	19.541	192
13	2:08.513	58.286	220	45.154	242	25.073		28	2:02.169	57.651	223	44.881	244	19.637	193
14	3:08.823	2:04.453	219	44.839	243	19.531	192	29	2:02.691	58.063	223	44.939	245	19.689	192
15	2:01.993	57.686	228	44.603	244	19.704	191	30	2:03.471	58.643	219	44.988	244	19.840	192

17 Remo Lips, CHE/ Jens Richter, DEU								theoretical besttime: 1:59.602							
1	2:17.506	1:10.130	207	46.156	232	21.220	194	17	2:01.062	57.022	229	44.602	248	19.438	192
2	2:02.523	58.258	221	44.545	248	19.720	193	18	2:01.243	57.316	228	44.533	248	19.394	193
3	2:01.521	57.414	219	44.437	246	19.670	193	19	2:00.508	56.904	229	44.272	248	19.332	194
4	2:00.765	57.176	227	44.111	247	19.478	194	20	1:59.873	56.623	229	44.130	250	19.120	194
5	2:01.583	57.452	218	44.638	243	19.493	195	21	2:01.775	56.971	215	45.163	250	19.641	194
6	2:01.518	57.651	208	44.431	248	19.436	195	22	2:03.475	58.117	216	45.006	249	20.352	196
7	2:00.996	57.328	223	44.195	247	19.473	193	23	2:00.299	56.669	230	44.288	249	19.342	195
8	2:01.445	57.155	228	44.760	247	19.530	193	24	2:01.959	57.731	221	44.746	252	19.482	193



ADAC GT Masters

Lap analysis Race 2

Provisional



Nürburgring Grand Prix Circuit, Length: 5137 m

Air temperature: 21.5°C

Track temperature: 33.5°C

Weather condition: Dry



Reg. Nr.: 279/12

Sunday 16.9.2012 12:30

**ADAC Masters
Weekend**

Lap	Time	SE1	SP1	SE2	SP2	SE3	SP3	Lap	Time	SE1	SP1	SE2	SP2	SE3	SP3
9	2:00.919	56.953	228	44.219	246	19.747	189	25	2:01.159	57.727	228	44.092	249	19.340	194
10	2:02.997	57.341	227	46.159	246	19.497	193	26	2:01.263	57.280	229	44.648	247	19.335	194
11	2:00.346	56.780	226	44.169	249	19.397	194	27	2:01.504	57.127	224	44.929	247	19.448	195
12	1:59.785	56.705	230	43.859	249	19.221	195	28	2:00.232	56.831	228	44.182	248	19.219	195
13	2:08.687	57.148	228	44.379	249	27.160		29	2:00.671	57.233	228	44.222	249	19.216	195
14	3:07.164	2:03.116	228	44.676	246	19.372	193	30	2:00.219	56.842	221	44.199	249	19.178	195
15	2:02.338	58.072	229	44.903	248	19.363	192								
16	2:02.690	58.542	225	44.800	248	19.348	191								

18 Toni Seiler, CHE/ Frank Kechele, DEU

theoretical besttime: 1:57.733

1	2:06.782	1:03.560	210	44.265	244	18.957	192	9	1:58.225	55.891	230	43.473	244	18.861	191
2	2:00.123	57.038	229	44.065	245	19.020	192	10	1:58.039	55.874	229	43.373	243	18.792	192
3	1:59.031	56.343	229	43.704	245	18.984	192	11	1:58.272	55.922	229	43.551	244	18.799	192
4	1:59.236	56.308	228	44.030	244	18.898	191	12	1:58.562	55.993	230	43.705	246	18.864	192
5	2:00.138	57.544	221	43.780	244	18.814	192	13	1:58.637	56.027	231	43.708	245	18.902	191
6	1:59.305	56.804	228	43.666	244	18.835	192	14	1:59.175	56.305	230	43.854	244	19.016	191
7	1:58.557	56.166	229	43.510	243	18.881	192	15	1:59.938	56.308	229	44.675	244	18.955	193
8	1:57.776	55.658	230	43.416	244	18.702	191	16	2:04.744	56.483	230	43.786	246	24.475	

20 Claudia Hürtgen, DEU/ Dominik Schwager, DEU

theoretical besttime: 1:58.145

1	2:08.556	1:04.301	221	44.923	238	19.332	189	17	2:00.227	56.788	225	44.551	240	18.888	188
2	1:59.269	56.591	224	43.660	238	19.018	188	18	2:01.277	57.220	224	44.450	241	19.607	188
3	1:59.214	56.408	224	43.796	239	19.010	187	19	2:00.856	57.454	225	44.230	240	19.172	188
4	1:59.380	56.219	224	44.034	239	19.127	188	20	2:00.389	57.148	225	43.803	241	19.438	187
5	2:00.103	57.151	224	43.947	240	19.005	188	21	1:59.871	56.640	224	44.009	241	19.222	187
6	1:59.504	56.506	226	43.968	239	19.030	189	22	2:00.204	57.009	224	43.962	241	19.233	189
7	1:59.357	56.459	225	43.955	240	18.943	188	23	2:00.301	57.137	224	44.056	239	19.108	188
8	1:59.271	56.512	224	43.760	240	18.999	188	24	2:00.512	57.195	222	44.004	241	19.313	186
9	1:59.376	56.505	225	43.751	240	19.120	188	25	2:01.695	57.357	225	45.006	238	19.332	187
10	1:59.580	56.549	223	43.923	240	19.108	188	26	1:58.585	56.635	227	43.398	240	18.552	188
11	1:59.417	56.480	224	43.860	241	19.077	189	27	1:59.643	56.282	226	43.877	241	19.484	186
12	1:59.566	56.509	224	43.943	239	19.114	188	28	2:00.267	57.155	224	43.921	241	19.191	189
13	2:04.745	56.863	223	44.041	238	23.841		29	1:58.910	56.644	224	43.574	236	18.692	188
14	3:06.145	2:03.377	223	43.871	239	18.897	186	30	1:58.841	56.426	223	43.526	239	18.889	187
15	1:59.170	56.793	222	43.592	239	18.785	187								
16	1:58.682	56.514	222	43.374	239	18.794	186								

21 Edward Sandström, SWE/ Christopher Mies, DEU

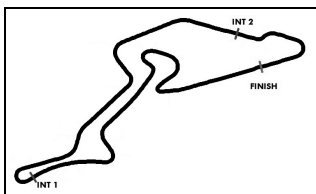
theoretical besttime: 1:58.724

1	2:15.379	1:05.210	222	50.501	220	19.668	187	15	1:59.363	56.290	221	44.057	236	19.016	187
2	2:01.953	57.696	223	44.978	242	19.279	188	16	1:59.321	56.428	221	43.942	237	18.951	187
3	2:00.376	57.032	219	44.282	238	19.062	187	17	2:03.614	56.434	221	43.943	237	23.237	
4	1:59.656	56.412	223	44.083	240	19.161	188	18	3:07.790	2:03.670	220	44.610	236	19.510	187
5	1:59.833	56.723	223	44.026	238	19.084	187	19	2:00.807	57.202	221	44.306	237	19.299	187
6	2:00.441	57.025	223	44.298	239	19.118	188	20	1:59.744	56.801	221	43.890	238	19.053	187
7	2:00.651	57.093	224	44.382	239	19.176	187	21	1:59.993	56.809	221	44.045	236	19.139	186
8	2:00.794	57.889	223	43.862	239	19.043	188	22	2:00.484	56.811	221	44.355	237	19.318	189
9	1:59.510	56.908	221	43.765	236	18.837	187	23	1:59.877	56.791	221	43.997	237	19.089	187
10	1:59.146	56.410	221	43.804	236	18.932	187	24	1:59.789	56.768	221	43.910	239	19.111	188
11	1:58.976	56.345	221	43.805	237	18.826	187	25	2:00.939	57.242	221	44.622	239	19.075	188
12	1:58.845	56.349	222	43.725	237	18.771	188	26	2:01.158	57.929	222	43.977	238	19.252	189
13	1:59.147	56.439	221	43.821	237	18.887	189	27	2:00.499	56.804	223	44.189	238	19.506	186
14	1:59.034	56.228	221	43.864	237	18.942	187	28	2:01.406	57.839	221	44.181	238	19.386	187

22 Carsten Tilke, DEU/ Christian Abt, DEU

theoretical besttime: 1:58.713

1	2:14.252	1:08.223	218	46.100	239	19.929	186	9	2:00.543	57.229	222	44.016	237	19.298	187
2	2:00.807	57.073	222	44.811	238	18.923	188	10	1:59.888	56.675	222	44.035	237	19.178	187
3	1:59.320	56.190	223	44.001	238	19.129	187	11	2:00.250	56.764	224	44.085	240	19.401	188
4	1:59.984	56.891	223	43.999	237	19.094	187	12	2:03.068	58.710	218	45.100	239	19.258	188
5	2:04.008	56.695	223	43.906	237	23.407		13	2:01.034	57.541	222	44.278	239	19.215	187
6	2:17.894	1:14.537	222	44.043	236	19.314	188	14	1:59.917	56.559	222	43.955	237	19.403	187
7	2:00.105	56.915	221	43.987	236	19.203	186	15	2:07.166	57.336	220	45.014	233	24.816	
8	1:59.559	56.693	221	43.600	237	19.266	188								



ADAC GT Masters

Lap analysis Race 2

Provisional



Nürburgring Grand Prix Circuit, Length: 5137 m

Air temperature: 21.5°C

Track temperature: 33.5°C

Weather condition: Dry



Reg. Nr.: 279/12

Sunday 16.9.2012 12:30

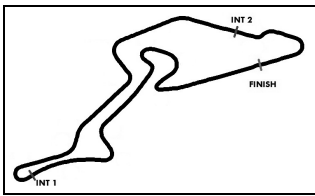
**ADAC Masters
Weekend**

Lap	Time	SE1	SP1	SE2	SP2	SE3	SP3	Lap	Time	SE1	SP1	SE2	SP2	SE3	SP3
23 Fredrik Lestrup, SWE/ Daniel Roos, SWE								theoretical besttime: 1:58.628							
1	2:14.840	1:08.670	219	46.462	238	19.708	186	17	2:00.335	56.591	224	44.389	238	19.355	186
2	2:02.819	58.038	222	45.544	240	19.237	188	18	2:00.253	57.220	223	44.006	238	19.027	187
3	2:01.069	57.008	219	44.831	240	19.230	186	19	1:59.355	56.615	223	43.817	238	18.923	188
4	2:01.583	57.270	223	45.398	238	18.915	186	20	1:59.518	56.771	223	43.810	239	18.937	187
5	1:59.963	57.415	223	43.789	237	18.759	187	21	2:00.810	57.574	223	44.010	239	19.226	188
6	1:58.628	56.319	223	43.634	237	18.675	187	22	1:59.271	56.705	224	43.802	240	18.764	189
7	1:59.827	56.466	223	44.102	239	19.259	187	23	1:59.848	56.884	223	43.993	239	18.971	188
8	2:01.372	58.100	225	44.548	238	18.724	188	24	1:59.643	56.854	223	43.926	240	18.863	188
9	1:59.924	56.655	218	44.424	237	18.845	188	25	2:00.221	57.000	224	44.198	241	19.023	186
10	1:59.085	56.631	223	43.689	237	18.765	187	26	2:01.032	57.966	225	43.875	240	19.191	188
11	1:59.124	56.579	223	43.706	238	18.839	188	27	2:00.267	57.025	226	43.897	240	19.345	186
12	1:59.280	56.472	223	43.887	238	18.921	187	28	2:01.430	58.019	223	44.095	240	19.316	188
13	1:59.652	56.523	223	43.942	238	19.187	187	29	2:00.362	57.732	224	43.889	240	18.741	189
14	2:04.417	56.742	223	43.809	239	23.866		30	2:01.311	57.510	224	44.491	241	19.310	187
15	3:05.466	2:02.332	222	44.051	237	19.083	186								
16	1:59.688	56.732	222	43.981	237	18.975	187								

Lap	Time	SE1	SP1	SE2	SP2	SE3	SP3	Lap	Time	SE1	SP1	SE2	SP2	SE3	SP3
25 Georg Engelhardt, DEU/ Marco Seefried, DEU								theoretical besttime: 1:58.846							
1	2:11.027	1:06.374	224	45.212	244	19.441	191	17	2:03.294	57.799	228	45.578	246	19.917	189
2	1:59.799	56.910	229	43.884	245	19.005	192	18	2:03.215	58.199	224	45.300	244	19.716	190
3	1:59.251	56.233	228	43.840	245	19.178	190	19	2:02.463	57.857	228	45.180	244	19.426	191
4	1:59.272	56.412	229	43.868	244	18.992	191	20	2:03.095	58.215	228	45.231	245	19.649	191
5	1:59.206	56.508	229	43.684	246	19.014	191	21	2:03.136	58.234	230	45.342	244	19.560	191
6	2:00.125	56.916	228	44.280	244	18.929	192	22	2:02.511	57.991	227	45.111	244	19.409	191
7	1:59.515	56.588	229	43.996	245	18.931	191	23	2:02.886	58.257	228	45.130	241	19.499	191
8	1:59.793	56.825	227	43.989	247	18.979	190	24	2:02.983	58.106	229	44.963	242	19.914	192
9	2:00.405	57.046	222	44.357	243	19.002	191	25	2:03.512	59.022	223	45.140	245	19.350	192
10	2:00.074	57.021	228	44.122	243	18.931	192	26	2:03.331	59.106	230	44.760	246	19.465	193
11	2:00.416	56.787	228	44.595	244	19.034	191	27	2:01.982	57.727	227	44.865	244	19.390	192
12	1:59.704	56.559	229	44.091	245	19.054	191	28	2:01.824	57.626	232	44.792	244	19.406	193
13	1:59.669	56.510	227	44.199	244	18.960	190	29	2:02.775	58.145	227	45.236	245	19.394	193
14	1:59.859	56.756	228	44.082	244	19.021	191	30	2:02.197	58.024	226	44.688	244	19.485	189
15	2:06.008	57.024	229	44.327	243	24.657									
16	3:09.829	2:05.668	227	44.868	244	19.293	188								

Lap	Time	SE1	SP1	SE2	SP2	SE3	SP3	Lap	Time	SE1	SP1	SE2	SP2	SE3	SP3
26 Rene Bourdeaux, DEU/ Alfred Renauer, DEU								theoretical besttime:							
1	2:27.665	1:04.942	228	48.642	174	34.081									

Lap	Time	SE1	SP1	SE2	SP2	SE3	SP3	Lap	Time	SE1	SP1	SE2	SP2	SE3	SP3
27 Henry Zumbrink, NLD/ Heinz-Harald Frentzen, DEU								theoretical besttime: 1:58.247							
1	2:04.659	1:02.041	224	43.763	242	18.855	188	17	2:05.136	56.460	228	43.948	245	24.728	
2	1:59.163	56.371	227	43.784	243	19.008	190	18	3:06.553	2:03.125	227	43.881	244	19.547	190
3	1:58.752	56.040	228	43.611	244	19.101	190	19	2:08.680	56.641	230	52.810	244	19.229	192
4	1:58.806	56.135	228	43.649	244	19.022	190	20	1:59.484	56.467	228	43.957	245	19.060	191
5	1:58.370	56.046	228	43.392	244	18.932	189	21	2:00.293	56.837	226	44.201	245	19.255	190
6	1:59.371	56.294	229	43.711	244	19.366	190	22	1:59.735	56.699	228	43.976	244	19.060	191
7	1:58.980	56.642	228	43.523	244	18.815	191	23	1:59.379	56.563	228	43.834	244	18.982	191
8	1:58.408	56.069	227	43.513	244	18.826	190	24	1:59.811	56.598	225	44.109	245	19.104	192
9	1:58.834	56.120	228	43.728	238	18.986	191	25	1:59.040	56.239	229	43.724	245	19.077	191
10	1:58.910	56.226	227	43.754	243	18.930	191	26	1:59.430	56.670	230	43.745	245	19.015	192
11	1:58.894	56.245	228	43.536	244	19.113	191	27	2:00.162	56.900	230	44.018	244	19.244	190
12	1:58.623	56.113	229	43.649	245	18.861	191	28	1:59.545	56.701	226	43.811	245	19.033	192
13	1:59.277	56.411	228	43.829	243	19.037	190	29	1:59.609	56.811	227	43.761	245	19.037	192
14	1:58.516	56.095	227	43.523	243	18.898	190	30	2:00.012	57.068	227	43.862	245	19.082	192
15	1:59.334	56.459	226	43.903	243	18.972	192								
16	1:59.033	56.377	226	43.807	243	18.849	190								



ADAC GT Masters

Lap analysis Race 2

Provisional



Nürburgring Grand Prix Circuit, Length: 5137 m

Air temperature: 21.5°C

Track temperature: 33.5°C

Weather condition: Dry



Reg. Nr.: 279/12

Sunday 16.9.2012 12:30

**ADAC Masters
Weekend**

Lap	Time	SE1	SP1	SE2	SP2	SE3	SP3	Lap	Time	SE1	SP1	SE2	SP2	SE3	SP3
8	1:58.845	56.179	224	43.730	237	18.936	188	24	2:00.106	56.891	224	43.983	239	19.232	188
9	1:58.827	56.206	224	43.660	237	18.961	188	25	2:00.740	56.938	225	44.255	243	19.547	189
10	1:58.691	56.199	224	43.432	238	19.060	188	26	2:00.652	57.078	225	44.462	239	19.112	188
11	1:58.978	56.224	225	43.745	240	19.009	189	27	2:00.602	57.312	224	44.102	238	19.188	189
12	2:00.739	57.450	220	44.339	238	18.950	188	28	2:00.142	57.038	224	44.221	238	18.883	189
13	1:58.697	56.346	223	43.474	239	18.877	189	29	2:00.038	57.050	225	44.046	240	18.942	190
14	1:59.218	56.451	224	43.702	239	19.065	189	30	2:00.151	57.011	223	44.223	239	18.917	189
15	2:03.535	56.448	224	43.715	239	23.372									
16	3:06.813	2:02.739	222	44.650	239	19.424	187								

34 Max Sandritter, DEU/ Philip Geipel, DEU

theoretical besttime: 2:00.257

1	2:14.371	1:07.533	208	46.428	245	20.410	191	16	3:07.646	2:03.406	209	44.791	248	19.449	193
2	2:02.093	57.846	224	45.095	247	19.152	194	17	2:02.348	58.141	221	44.909	248	19.298	194
3	2:02.012	57.721	209	44.911	247	19.380	194	18	2:03.331	58.507	221	45.185	235	19.639	194
4	2:01.429	57.035	230	45.320	246	19.074	193	19	2:01.874	58.023	231	44.552	248	19.299	195
5	2:01.882	58.550	221	44.264	247	19.068	194	20	2:01.995	57.737	227	44.773	249	19.485	192
6	2:00.683	57.301	225	44.297	246	19.085	194	21	2:02.226	57.846	223	44.946	245	19.434	194
7	2:00.878	57.466	223	44.386	247	19.026	194	22	2:01.930	57.788	223	44.844	247	19.298	194
8	2:01.070	57.466	229	44.477	247	19.127	194	23	2:02.308	58.132	223	44.763	246	19.413	195
9	2:00.799	57.304	228	44.440	246	19.055	194	24	2:02.137	57.871	223	44.934	249	19.332	192
10	2:00.896	57.365	226	44.486	246	19.045	194	25	2:02.834	58.661	220	44.936	249	19.237	194
11	2:00.838	57.412	225	44.468	248	18.958	194	26	2:03.110	58.119	230	45.195	246	19.796	193
12	2:01.002	57.469	228	44.461	248	19.072	194	27	2:02.820	57.994	230	45.313	246	19.513	193
13	2:02.088	57.574	226	45.207	241	19.307	195	28	2:03.095	58.187	224	45.307	246	19.601	194
14	2:01.074	57.519	226	44.492	248	19.063	195	29	2:03.961	58.875	224	45.430	247	19.656	194
15	2:05.769	57.318	227	44.544	247	23.907		30	2:05.060	58.296	227	46.207	201	20.557	187

36 Christian Engelhart, DEU/ Nick Tandy, GBR

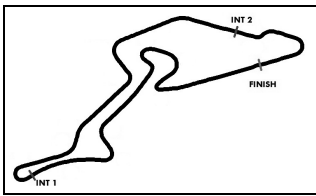
theoretical besttime: 1:58.989

1	2:09.671	1:05.435	216	45.078	244	19.158	190	17	2:04.954	56.616	227	44.330	242	24.008	
2	2:00.161	57.050	226	43.965	242	19.146	190	18	3:07.874	2:04.164	222	44.503	242	19.207	189
3	1:59.301	56.284	227	44.049	242	18.968	189	19	2:00.820	57.128	223	44.558	242	19.134	189
4	1:59.274	56.289	227	43.821	242	19.164	189	20	2:00.391	56.813	225	44.458	245	19.120	189
5	1:59.435	56.436	226	43.950	243	19.049	189	21	2:00.510	56.967	225	44.352	242	19.191	190
6	2:00.097	56.940	214	44.140	242	19.017	190	22	2:00.376	56.965	226	44.244	243	19.167	191
7	1:59.323	56.416	227	44.023	243	18.884	189	23	2:01.086	57.215	226	44.476	244	19.395	190
8	1:59.369	56.499	228	43.942	244	18.928	190	24	2:01.116	57.176	224	44.546	245	19.394	191
9	1:59.820	56.575	227	44.082	243	19.163	189	25	2:00.972	57.191	227	44.514	244	19.267	190
10	1:59.792	56.483	227	44.232	242	19.077	189	26	2:01.590	57.575	228	44.721	244	19.294	190
11	1:59.821	56.679	226	44.098	243	19.044	189	27	2:01.378	57.384	229	44.542	244	19.452	191
12	1:59.769	56.560	226	44.196	243	19.013	189	28	2:01.601	57.670	227	44.528	243	19.403	190
13	1:59.868	56.654	226	44.167	241	19.047	189	29	2:01.173	57.536	227	44.538	244	19.099	190
14	1:59.810	56.639	226	44.195	245	18.976	189	30	2:01.330	57.311	224	44.570	245	19.449	190
15	1:59.691	56.529	227	44.127	243	19.035	189								
16	1:59.800	56.587	228	44.200	243	19.013	190								

40 Frank Stippler, DEU/ Christian Mamerow, DEU

theoretical besttime: 1:58.987

1	2:06.519	1:03.418	219	44.202	238	18.899	187	17	3:07.105	2:03.891	222	44.195	238	19.019	186
2	1:59.601	56.702	222	43.981	238	18.918	187	18	2:01.368	57.415	223	44.323	241	19.630	187
3	1:59.270	56.945	223	43.655	239	18.670	187	19	2:00.862	57.554	222	44.136	239	19.172	187
4	1:59.447	56.772	221	43.925	238	18.750	187	20	2:00.109	57.170	222	43.870	239	19.069	187
5	2:00.267	57.737	222	43.699	238	18.831	187	21	2:00.077	56.895	222	44.134	239	19.048	187
6	1:59.370	56.829	221	43.611	238	18.930	188	22	2:00.273	57.152	223	43.959	239	19.162	188
7	1:59.529	57.012	222	43.765	238	18.752	188	23	2:00.298	57.195	222	43.941	238	19.162	187
8	1:59.068	56.623	223	43.657	239	18.788	187	24	2:00.407	57.244	221	43.997	239	19.166	187
9	1:59.302	56.662	222	43.726	238	18.914	187	25	2:00.027	56.941	222	44.077	239	19.009	188
10	1:59.665	56.665	221	43.907	238	19.093	187	26	1:59.798	56.735	222	43.903	240	19.160	187
11	1:59.222	56.625	222	43.717	238	18.880	187	27	2:00.194	56.757	223	44.097	240	19.340	185
12	1:59.081	56.696	221	43.656	239	18.729	188	28	2:00.356	57.156	222	44.009	239	19.191	188
13	1:59.366	56.665	222	43.809	238	18.892	187	29	2:00.273	57.712	223	43.780	239	18.781	187
14	1:59.061	56.536	222	43.705	238	18.820	187	30	1:59.747	57.009	222	43.805	239	18.933	187
15	1:59.750	56.792	221	43.873	238	19.085	187								
16	2:05.584	56.825	223	44.319	239	24.440									



ADAC GT Masters

Lap analysis Race 2

Provisional



Nürburgring Grand Prix Circuit, Length: 5137 m

Air temperature: 21.5°C

Track temperature: 33.5°C

Weather condition: Dry



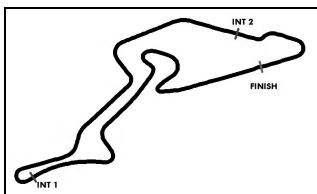
Reg. Nr.: 279/12

Sunday 16.9.2012 12:30

**ADAC Masters
Weekend**

Lap	Time	SE1	SP1	SE2	SP2	SE3	SP3	Lap	Time	SE1	SP1	SE2	SP2	SE3	SP3
41 Simon Knap, NLD/ Jeroen den Boer, NLD								theoretical besttime: 1:58.575							
1	2:08.401	1:04.050	211	45.025	241	19.326	187	14	1:58.797	56.478	224	43.469	239	18.850	189
2	1:59.967	57.437	220	43.585	240	18.945	188	15	1:59.337	56.593	223	43.597	239	19.147	188
3	1:59.480	56.505	224	43.914	239	19.061	188	16	2:04.872	57.099	224	43.768	240	24.005	
4	1:59.065	56.518	223	43.545	240	19.002	189	17	3:06.094	2:03.019	223	43.972	240	19.103	188
5	2:00.028	56.836	218	44.187	239	19.005	188	18	2:00.922	57.358	224	44.094	239	19.470	186
6	1:59.535	56.637	224	43.900	239	18.998	189	19	2:01.009	57.574	224	44.066	240	19.369	188
7	1:59.340	56.339	224	43.915	240	19.086	188	20	2:00.234	57.163	224	43.769	241	19.302	187
8	1:59.241	56.615	225	43.638	240	18.988	188	21	1:59.822	56.794	225	43.925	240	19.103	189
9	1:59.467	56.557	224	43.643	240	19.267	187	22	2:00.213	57.257	224	43.943	241	19.013	189
10	2:00.289	57.152	224	44.192	238	18.945	188	23	2:00.213	57.346	224	43.818	241	19.049	190
11	1:58.578	56.330	224	43.395	240	18.853	189	24	2:00.468	57.553	224	43.823	241	19.092	190
12	1:59.340	56.573	224	43.781	241	18.986	189	25	2:01.386	57.005	223	45.152	240	19.229	188
13	2:00.322	57.159	224	43.892	240	19.271	188	26	3:29.134	1:23.042	104	1:23.792	92	42.300	

Lap	Time	SE1	SP1	SE2	SP2	SE3	SP3	Lap	Time	SE1	SP1	SE2	SP2	SE3	SP3
44 Jan Stovicek, CZE/ Erik Janis, CZE								theoretical besttime: 1:58.670							
1	2:08.939	1:04.656	212	45.022	240	19.261	189	16	2:00.310	57.094	228	43.919	239	19.297	189
2	1:59.977	57.193	221	43.907	240	18.877	189	17	2:04.307	56.399	226	44.102	243	23.806	
3	1:59.237	56.447	226	43.771	242	19.019	189	18	3:25.938	2:21.113	223	45.044	240	19.781	188
4	1:59.124	56.721	226	43.589	241	18.814	189	19	2:02.320	57.810	227	44.914	239	19.596	190
5	2:00.078	56.812	218	44.181	243	19.085	190	20	2:02.666	58.032	227	44.902	240	19.732	189
6	1:59.614	56.927	225	43.732	241	18.955	189	21	2:02.677	57.973	226	45.018	240	19.686	188
7	1:59.133	56.474	227	43.755	241	18.904	189	22	2:02.493	58.036	226	44.975	241	19.482	189
8	1:59.551	56.998	227	43.718	241	18.835	190	23	2:02.987	58.360	225	45.019	241	19.608	189
9	1:59.096	56.532	226	43.661	241	18.903	189	24	2:28.859	1:24.151	213	45.071	241	19.637	188
10	2:00.531	57.329	227	44.180	239	19.022	189	25	2:01.896	57.540	226	44.563	241	19.793	178
11	1:59.296	56.836	226	43.477	240	18.983	189	26	2:15.277	59.170	227	55.849	239	20.258	188
12	1:58.958	56.513	226	43.651	240	18.794	189	27	2:03.463	58.234	223	45.462	238	19.767	189
13	1:59.853	56.714	226	43.941	240	19.198	189	28	2:02.738	57.708	222	45.006	239	20.024	188
14	1:59.179	56.713	227	43.617	240	18.849	189	29	2:08.349	1:01.875	200	46.112	225	20.362	180
15	1:58.978	56.488	226	43.635	240	18.855	190								



ADAC GT Masters

Pit stops Race 2

Provisional



Nürburgring Grand Prix Circuit, Length: 5137 m

Air temperature: 21.7°C

Track temperature: 32.2°C

Weather condition: Dry

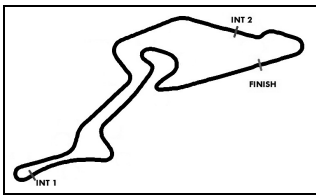


Reg. Nr.: 279/12

Sunday 16.9.2012 12:30

**ADAC Masters
Weekend**

Nr	Driver in	Day time in	Time in	Driver out	Day time out	Time out	Nett Time
26	Alfred Renauer	12:33:32	2:23.716				
6	Niclas Kntenich	12:38:51	7:42.169	Niclas Kntenich	12:46:21	15:11.866	7:29.697
22	Christian Abt	12:41:23	10:14.168	Christian Abt	12:41:47	10:38.063	23.895
8	Dominik Baumann	12:47:26	16:17.518	Dominik Baumann	12:49:12	18:03.021	1:45.503
10	Alexandros Margaritis	12:51:26	20:17.686	Alexandros Margaritis	12:52:18	21:09.203	51.517
8	Dominik Baumann	12:51:28	20:19.500				
32	Johannes Stuck	12:56:59	25:50.566	Ferdinand Stuck	12:58:10	27:01.728	1:11.162
20	Dominik Schwager	12:57:12	26:03.213	Claudia Hürtgen	12:58:24	27:15.486	1:12.273
4	Daniel Dobitsch	12:57:16	26:06.890	Florian Stoll	12:58:26	27:17.318	1:10.428
2	Florian Spengler	12:57:36	26:27.308	Johannes Leidinger	12:58:47	27:38.599	1:11.291
17	Jens Richter	12:57:44	26:35.780	Remo Lips	12:58:57	27:48.195	1:12.415
16	Otto Klohs	12:57:52	26:43.838	Andrina Gugger	12:59:04	27:55.139	1:11.301
23	Daniel Roos	12:59:26	28:17.741	Fredrik Lestrup	13:00:37	29:28.524	1:10.783
10	Alexandros Margaritis	13:00:18	29:09.231	Lance David Arnold	13:01:29	30:20.644	1:11.413
25	Marco Seefried	13:01:18	30:09.583	Georg Engelhardt	13:02:33	31:23.876	1:14.293
11	David Mengesdorf	13:01:35	30:26.578	Raffael Bader	13:02:49	31:39.946	1:13.368
7	Christiaan Frankenhou	13:01:36	30:27.825	Kenneth Heyer	13:02:51	31:42.596	1:14.771
34	Philip Geipel	13:01:42	30:33.147	Max Sandritter	13:02:52	31:43.506	1:10.359
14	Robert Bell	13:01:43	30:34.120	Fredy Barth	13:02:53	31:44.488	1:10.368
33	Christoffer Nygaard	13:01:44	30:35.736	Kristian Poulsen	13:02:56	31:47.223	1:11.487
22	Christian Abt	13:01:52	30:43.433				
28	Daniel Keilwitz	13:02:48	31:39.830	Diego Alessi	13:04:01	32:51.850	1:12.020
18	Frank Kechele	13:03:01	31:52.632				
40	Christian Mamerow	13:03:09	32:00.191	Frank Stippler	13:04:21	33:12.424	1:12.233
41	Jeroen den Boer	13:03:11	32:02.269	Simon Knap	13:04:22	33:12.856	1:10.587
6	Niclas Kntenich	13:04:18	33:09.710	Mario Farnbacher	13:05:30	34:21.145	1:11.435
1	Maxime Martin	13:04:50	33:41.516	Dino Lunardi	13:06:02	34:53.232	1:11.716
5	Maximilian Götz	13:04:52	33:43.079	Sebastian Asch	13:06:04	34:55.350	1:12.271
27	Heinz-Harald Frentzen	13:04:57	33:48.166	Henry Zumbrink	13:06:10	35:01.455	1:13.289
9	Maximilian Buhk	13:04:58	33:49.366	Andreas Simonsen	13:06:10	35:01.454	1:12.088
29	Nicolas Armindo	13:05:01	33:52.186	Robert Renauer	13:06:11	35:02.120	1:09.934
15	Martin Ragginger	13:05:10	34:01.534	Swen Dolenc	13:06:21	35:12.747	1:11.213
44	Erik Janis	13:05:11	34:02.389	Jan Stovicek	13:06:23	35:14.068	1:11.679
36	Nick Tandy	13:05:15	34:06.124	Christian Engelhart	13:06:28	35:18.848	1:12.724
21	Christopher Mies	13:05:21	34:12.110	Edward Sandström	13:06:33	35:24.104	1:11.994
12	Sergey Afanasiev	13:05:46	34:36.911	Oleg Petrishin	13:07:04	35:54.921	1:18.010
29	Robert Renauer	13:12:11	41:02.144	Robert Renauer	13:12:37	41:28.667	26.523
4	Florian Stoll	13:14:29	43:19.875	Florian Stoll	13:14:51	43:42.761	22.886
41	Simon Knap	13:25:49	54:40.538				
6	Mario Farnbacher	13:29:26	58:16.926				
28	Diego Alessi	13:34:33	1:03:24.257				
44	Jan Stovicek	13:34:35	1:03:26.374				
9	Andreas Simonsen	13:34:39	1:03:30.094				
32	Ferdinand Stuck	13:34:58	1:03:49.031				



ADAC GT Masters

Pit stops Race 2

Provisional



Nürburgring Grand Prix Circuit, Length: 5137 m

Air temperature: 21.7°C

Track temperature: 32.2°C

Weather condition: Dry

DMSB Reg. Nr.: 279/12
Deutscher Motor Sport Bund e.V.

Sunday 16.9.2012 12:30

**ADAC Masters
Weekend**

Nr	Driver in	Day time in	Time in	Driver out	Day time out	Time out	Nett Time
5	Sebastian Asch	13:35:09	1:04:00.150				
1	Dino Lunardi	13:35:29	1:04:20.171				
27	Henry Zumbrink	13:35:31	1:04:22.009				
20	Claudia Hürtgen	13:35:34	1:04:25.079				
40	Frank Stippler	13:35:36	1:04:26.869				
36	Christian Engelhart	13:35:37	1:04:28.552				
15	Swen Dolenc	13:35:39	1:04:30.218				
23	Fredrik Lestrup	13:35:40	1:04:31.735				
29	Robert Renauer	13:35:42	1:04:33.277				
7	Kenneth Heyer	13:35:44	1:04:35.769				
4	Florian Stoll	13:35:46	1:04:37.420				
33	Kristian Poulsen	13:35:49	1:04:40.313				
12	Oleg Petrishin	13:35:52	1:04:43.790				
25	Georg Engelhardt	13:35:56	1:04:47.204				
11	Raffael Bader	13:35:58	1:04:48.898				
14	Fredy Barth	13:36:00	1:04:51.565				
17	Remo Lips	13:36:03	1:04:54.583				
10	Lance David Arnold	13:36:06	1:04:57.439				
2	Johannes Leidingner	13:36:09	1:05:00.021				
34	Max Sandritter	13:36:13	1:05:03.932				
16	Andrina Gugger	13:36:16	1:05:06.903				