

ADAC GT Masters

Results Warm Up

Provisional



Nürburgring Grand Prix Circuit, Length: 5137 m

Air temperature: 16.1°C

Track temperature: 19.8°C

Weather condition: Dry



Reg. Nr.: 279/12

Sunday 16.9.2012 09:05

**ADAC Masters
Weekend**

started : 28 classified : 28 not classified : 0

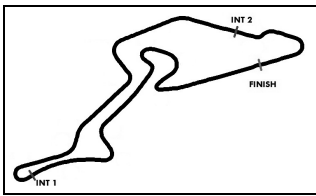
	Drivers	Team	Car	Lap	Best Time	Gap	Diff	Kph	Day Time
1	44 J.Stovicek(*A*)/E.Janis	HEICO-GRAVITY CHAROUZ TEAM	Mercedes Benz SLS AMG GT3	4	1:57.029			158,0	9:13:16
2	41 S.Knap/J.den Boer	DB Motorsport(NLD)	BMW Z4 GT3	7	1:57.326	0.297	0.297	157,6	9:20:36
3	27 H.Zumbrink/H.Frentzen	Callaway Competition(DEU)	Corvette Z06.R GT3	3	1:57.417	0.388	0.091	157,5	9:12:57
4	21 E.Sandström/C.Mies	Prosperia uhc speed(DEU)	AUDI R8 LMS ultra	3	1:57.543	0.514	0.126	157,3	9:11:11
5	9 A.Simonsen/M.Buhk	HEICO Junior Team(DEU)	Mercedes Benz SLS AMG GT3	4	1:57.708	0.679	0.165	157,1	9:13:14
6	4 F.Stoll/D.Dobitsch	kfzteile24 MS RACING Team(DEU)	Mercedes Benz SLS AMG GT3	7	1:57.768	0.739	0.060	157,0	9:21:28
7	20 C.Hürtgen/D.Schwager	Schubert Motorsport(DEU)	BMW Z4 GT3	6	1:57.857	0.828	0.089	156,9	9:17:27
8	8 H.Proczyk/D.Baumann	Heico Motorsport(DEU)	Mercedes Benz SLS AMG GT3	3	1:57.902	0.873	0.045	156,9	9:11:15
9	6 M.Farnbacher/N.Kentenich	Farnbacher ESET Racing(DEU)	Porsche 911 GT3 R	6	1:57.916	0.887	0.014	156,8	9:17:24
10	14 F.Barth/R.Bell	MRS GT-Racing(DEU)	McLaren MP4-12C GT3	4	1:57.999	0.970	0.083	156,7	9:13:36
11	10 L.Arnold/A.Margaritis	Schöner Wohnen Polarweiss Team	Mercedes Benz SLS AMG GT3	6	1:58.020	0.991	0.021	156,7	9:18:50
12	40 F.Stippler/C.Mamerow	MAMEROW Racing(DEU)	AUDI R8 LMS ultra	7	1:58.241	1.212	0.221	156,4	9:21:03
13	7 K.Heyer/C.Frankenhou	Heico Motorsport(DEU)	Mercedes Benz SLS AMG GT3	7	1:58.327	1.298	0.086	156,3	9:20:42
14	1 D.Lunardi/M.Martin	ALPINA(DEU)	BMW Alpina B6 GT3	4	1:58.333	1.304	0.006	156,3	9:13:26
15	23 F.Lestrup/D.Roos	WestCoastRacing(SWE)	BMW Z4 GT3	7	1:58.372	1.343	0.039	156,2	9:21:07
16	29 R.Renauer/N.Armino	FROGREEN CO2 neutral(DEU)	Porsche 911 GT3 R	5	1:58.730	1.701	0.358	155,8	9:16:21
17	5 S.Asch/M.Götz	kfzteile24 MS RACING Team(DEU)	Mercedes Benz SLS AMG GT3	7	1:58.834	1.805	0.104	155,6	9:21:22
18	11 R.Bader/D.Mengesdorf	Team rhino's Leipert Motorsport(DE)	Lamborghini Gallardo LP600+	7	1:59.108	2.079	0.274	155,3	9:20:30
19	2 J.Leidinger/F.Spengler	Liqui Moly Team Engstler(DEU)	BMW Alpina B6 GT3	3	1:59.630	2.601	0.522	154,6	9:11:36
20	18 T.Seiler(*A*)/F.Kechele	Callaway Competition(DEU)	Corvette Z06.R GT3	6	1:59.757	2.728	0.127	154,4	9:20:55
21	12 O.Petrishin(*A*)/S.Afanasiev	Team rhino's Leipert Motorsport(DE)	Lamborghini Gallardo LP600+	3	2:00.038	3.009	0.281	154,1	9:12:07
22	34 M.Sandritter/P.Geipel	YACO Racing powered by Jochen S	Chevrolet Camaro GT3	6	2:00.180	3.151	0.142	153,9	9:17:56
23	22 C.Tilke(*A*)/C.Abt	Prosperia uhc speed(DEU)	AUDI R8 LMS ultra	2	2:00.492	3.463	0.312	153,5	9:09:21
24	26 R.Bourdeaux(*A*)/A.Renauer	Team GT 3 Kasko(DEU)	Porsche 911 GT3 R	3	2:01.093	4.064	0.601	152,7	9:12:24
25	25 G.Engelhardt(*A*)/M.Seefried	Team GT 3 Kasko(DEU)	Porsche 911 GT3 R	4	2:01.863	4.834	0.770	151,8	9:13:50
26	28 D.Alessi/D.Keilwitz	Callaway Competition(DEU)	Corvette Z06.R GT3	5	2:04.757	7.728	2.894	148,2	9:19:23
27	17 R.Lips(*A*)/J.Richter(*A*)	Callaway Competition(DEU)	Corvette Z06.R GT3	3	2:11.482	14.453	6.725	140,7	9:14:11
28	33 K.Poulsen(*A*)/C.Nygaard	Young Driver AMR(DEU)	Aston Martin V12 Vantage GT3	3	2:21.240	24.211	9.758	130,9	9:13:12

Subject to final scrutineering!

Publications Time:

Clerk of the course:

Time Keeping:



ADAC GT Masters

Lap analysis Warm Up

Provisional



Nürburgring Grand Prix Circuit, Length: 5137 m

Air temperature: 16.1°C

Track temperature: 19.8°C

Weather condition: Dry

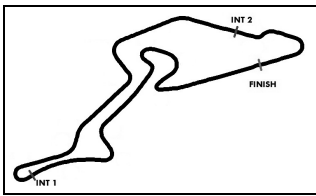


Reg. Nr.: 279/12

Sunday 16.9.2012 09:05

**ADAC Masters
Weekend**

Lap	Time	SE1	SP1	SE2	SP2	SE3	SP3	Lap	Time	SE1	SP1	SE2	SP2	SE3	SP3
1 Dino Lunardi, FRA/ Maxime Martin, BEL								theoretical besttime: 1:57.152							
1	2:27.909	1:22.209	202	45.937	240	19.763	190	5	2:03.950	55.629	230	42.985	242	25.336	
2	2:00.917	57.249	229	43.918	246	19.750	191	6	3:15.422	2:09.941	207	46.312	241	19.169	192
3	1:59.028	56.094	229	43.945	244	18.989	192	7	1:59.222	56.812	225	43.872	243	18.538	191
4	1:58.333	56.438	230	43.216	243	18.679	192	8		57.130	198	44.307	209		
2 Johannes Leidinger, DEU/ Florian Spengler, DEU								theoretical besttime: 1:59.448							
1	2:33.802	1:22.994	194	49.203	220	21.605	188	5	3:05.895	2:01.716	217	44.784	239	19.395	191
2	2:03.057	58.170	226	45.587	235	19.300	190	6	2:01.029	57.336	227	44.346	242	19.347	192
3	1:59.630	56.629	228	43.899	241	19.102	191	7	2:00.783	57.146	227	44.262	242	19.375	190
4	2:05.331	56.770	229	43.717	243	24.844		8		57.228	228	44.627	237		
4 Florian Stoll, DEU/ Daniel Dobitsch, AUT								theoretical besttime: 1:57.768							
1	2:50.963	1:34.699	156	54.298	198	21.966	171	5	2:13.567	56.153	228	49.933	196	27.481	
2	2:14.661	1:04.555	176	49.132	212	20.974	179	6	2:56.795	1:54.395	228	43.581	240	18.819	191
3	2:11.894	1:03.264	178	47.632	216	20.998	186	7	1:57.768	55.873	228	43.156	241	18.739	191
4	2:02.700	57.841	222	45.664	238	19.195	190	8		1:08.060	134				
5 Sebastian Asch, DEU/ Maximilian Götz, DEU								theoretical besttime: 1:58.834							
1	2:47.319	1:30.318	164	49.477	203	27.524		5	2:18.766	1:04.820	141	52.629	208	21.317	191
2	2:54.975	1:45.917	187	48.148	226	20.910	186	6	2:01.011	57.352	228	44.443	243	19.216	191
3	2:08.026	1:00.996	179	46.703	238	20.327	190	7	1:58.834	56.638	228	43.455	242	18.741	191
4	2:13.684	59.941	177	51.452	199	22.291	179	8		56.159	217				
6 Mario Farnbacher, DEU/ Niclas Kentenich, DEU								theoretical besttime: 1:57.739							
1	2:29.203	1:18.799	148	50.486	219	19.918	191	6	1:57.916	55.736	233	43.375	246	18.805	195
2	2:02.372	59.153	228	44.152	245	19.067	194	7	1:58.866	55.715	233	43.846	247	19.305	197
3	1:58.867	56.192	231	43.677	247	18.998	195	8	1:58.042	55.853	232	43.230	246	18.959	194
4	1:58.639	56.267	231	43.578	244	18.794	195	9		56.070	227				
5	1:58.100	55.784	232	43.455	247	18.861	194								
7 Kenneth Heyer, DEU/ Christiaan Frankenhou, NLD								theoretical besttime: 1:58.112							
1	2:26.567	1:17.612	173	47.920	218	21.035	188	5	3:05.446	2:02.840	228	43.818	241	18.788	190
2	2:01.114	57.495	226	44.525	239	19.094	190	6	2:00.811	56.269	227	43.753	240	20.789	192
3	1:59.782	56.891	227	44.031	240	18.860	190	7	1:58.327	55.836	228	43.488	241	19.003	190
4	2:10.134	58.828	227	44.067	202	27.239		8		1:00.594	208	44.826	241		
8 Harald Proczyk, AUT/ Dominik Baumann, AUT								theoretical besttime: 1:57.902							
1	2:18.269	1:11.873	203	46.223	238	20.173	186	5	3:11.408	2:07.640	223	44.473	239	19.295	189
2	1:59.408	56.854	226	43.816	240	18.738	190	6	1:58.803	56.239	227	43.683	240	18.881	189
3	1:57.902	56.016	226	43.291	240	18.595	190	7	1:58.635	56.281	226	43.685	240	18.669	190
4	2:02.707	56.036	226	43.558	240	23.113		8	2:15.508	56.471	217	44.383	219	34.654	
9 Andreas Simonsen, SWE/ Maximilian Buhk, DEU								theoretical besttime: 1:57.337							
1	2:20.090	1:15.398	220	45.106	238	19.586	189	5	2:04.099	55.977	229	44.223	241	23.899	
2	1:58.840	56.783	228	43.434	241	18.623	190	6	3:12.410	2:09.210	228	44.132	241	19.068	189
3	1:57.844	55.947	228	43.211	242	18.686	190	7	1:58.945	56.392	229	43.671	241	18.882	190
4	1:57.708	55.572	229	43.142	242	18.994	191	8	2:14.442	56.329	228	43.721	242	34.392	
10 Lance David Arnold, DEU/ Alexandros Margaritis, GRC								theoretical besttime: 1:58.020							
1	2:27.217	1:19.698	177	47.632	220	19.887	188	5	3:20.658	2:18.247	226	43.699	238	18.712	188
2	2:02.389	57.368	224	44.373	239	20.648	189	6	1:58.020	55.912	226	43.472	239	18.636	189
3	1:59.106	56.366	225	43.885	236	18.855	189	7	1:58.925	55.956	227	43.865	240	19.104	189
4	2:03.263	56.690	226	43.628	239	22.945		8		56.160	227	44.040	235		



ADAC GT Masters

Lap analysis Warm Up

Provisional



Nürburgring Grand Prix Circuit, Length: 5137 m

Air temperature: 16.1°C

Track temperature: 19.8°C

Weather condition: Dry

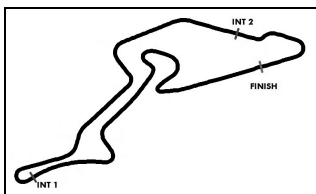


Reg. Nr.: 279/12

Sunday 16.9.2012 09:05

**ADAC Masters
Weekend**

Lap	Time	SE1	SP1	SE2	SP2	SE3	SP3	Lap	Time	SE1	SP1	SE2	SP2	SE3	SP3
11 Raffael Bader, CHE/ David Mengesdorf, DEU								theoretical besttime: 1:58.770							
1	3:31.052	2:08.534	82	1:02.267	198	20.251	188	5	1:59.220	56.695	225	43.550	236	18.975	188
2	2:01.666	57.829	222	44.617	235	19.220	188	6	1:59.427	56.432	224	44.053	236	18.942	190
3	1:59.865	56.933	224	43.933	236	18.999	189	7	1:59.108	56.580	226	43.740	238	18.788	189
4	2:00.197	57.070	224	43.871	236	19.256	188	8		56.771	224	43.951	237		
12 Oleg Petrishin, RUS/ Sergey Afanasiev, RUS								theoretical besttime: 1:59.079							
1	3:05.627	1:46.923	158	55.687	171	23.017	188	3	2:00.038	57.281	219	43.876	235	18.881	190
2	2:02.440	58.464	215	44.660	235	19.316	190	4	2:49.921	56.322	224	1:21.593	189	32.006	
14 Fredy Barth, CHE/ Robert Bell, GBR								theoretical besttime: 1:57.971							
1	2:38.070	1:28.016	210	49.904	175	20.150	194	5	2:04.362	56.044	232	43.571	247	24.747	
2	1:59.437	56.770	231	43.716	247	18.951	196	6	3:32.462	2:29.383	228	43.836	247	19.243	195
3	2:01.554	56.535	214	45.358	243	19.661	196	7	1:58.581	56.293	232	43.375	248	18.913	195
4	1:57.999	55.803	232	43.403	249	18.793	195	8		56.385	231				
17 Remo Lips, CHE/ Jens Richter, DEU								theoretical besttime: 2:02.010							
1	3:07.680	1:39.498	141	54.251	208	33.931		4	2:18.396	1:00.943	205	46.695	220	30.758	
2	3:52.614	2:41.065	186	49.223	222	22.326	184	5	3:25.015	2:16.820	223	48.176	243	20.019	190
3	2:11.482	1:01.351	193	47.546	233	22.585	189	6	2:09.986	57.298	230	44.693	245	27.995	
18 Toni Seiler, CHE/ Frank Kechele, DEU								theoretical besttime: 1:58.479							
1	3:08.886	1:48.810	159	57.520	184	22.556	188	5	3:17.540	2:13.365	226	44.581	242	19.594	192
2	2:30.357	1:06.962	103	52.921	167	30.474		6	1:59.757	56.299	230	44.147	243	19.311	190
3	2:54.967	1:50.578	206	45.263	241	19.126	193	7		56.725	231	44.353	244		
4	2:04.412	55.670	232	43.683	216	25.059									
20 Claudia Hürtgen, DEU/ Dominik Schwager, DEU								theoretical besttime: 1:57.780							
1	2:29.913	1:23.782	208	46.495	237	19.636	186	6	1:57.857	56.022	226	43.178	240	18.657	189
2	2:00.356	57.443	224	44.033	239	18.880	188	7	1:57.875	56.027	226	43.180	242	18.668	189
3	1:59.960	56.267	225	43.594	241	20.099	165	8	1:58.032	56.238	226	43.101	239	18.693	189
4	2:00.785	57.192	223	44.257	235	19.336	189	9		56.407	224				
5	1:58.293	56.281	225	43.333	237	18.679	188								
21 Edward Sandström, SWE/ Christopher Mies, DEU								theoretical besttime: 1:57.389							
1	2:15.400	1:10.656	220	45.413	237	19.331	190	5	3:27.674	2:24.653	225	43.832	240	19.189	191
2	1:58.747	56.440	224	43.503	240	18.804	191	6	1:59.458	56.614	226	43.734	240	19.110	191
3	1:57.543	55.774	226	43.052	240	18.717	192	7	1:58.542	55.999	227	43.344	241	19.199	186
4	2:02.887	55.620	226	43.324	241	23.943		8		59.065	191	43.750	231		
22 Carsten Tilke, DEU/ Christian Abt, DEU								theoretical besttime: 2:00.492							
1	2:21.148	1:11.205	193	46.599	236	23.344	188	5	2:02.387	57.733	225	44.833	240	19.821	189
2	2:00.492	57.066	224	44.245	239	19.181	190	6	2:02.566	58.027	225	44.861	239	19.678	190
3	2:07.222	58.497	223	44.312	238	24.413		7	2:03.613	58.497	225	45.051	240	20.065	189
4	3:04.418	1:56.947	222	46.087	234	21.384	188	8		58.327	191	45.532	230		
23 Fredrik Lestrup, SWE/ Daniel Roos, SWE								theoretical besttime: 1:58.372							
1	2:47.539	1:39.335	166	48.096	234	20.108	188	5	3:11.477	2:07.545	222	44.715	236	19.217	187
2	2:02.251	58.595	221	44.503	237	19.153	189	6	1:59.548	56.586	223	44.056	238	18.906	189
3	2:00.031	56.882	224	44.049	238	19.100	189	7	1:58.372	56.069	225	43.486	238	18.817	188
4	2:08.061	57.800	223	44.594	238	25.667		8		57.455	225				
25 Georg Engelhardt, DEU/ Marco Seefried, DEU								theoretical besttime: 2:01.373							
1	2:42.877	1:29.791	176	50.871	212	22.215	189	4	2:01.863	57.556	231	44.668	246	19.639	193
2	2:03.691	58.563	222	45.607	243	19.521	192	5	2:08.493	57.270	228	44.582	245	26.641	
3	2:02.699	58.046	225	44.780	246	19.873	193	6	3:20.994	2:05.702	201	46.186	238	29.106	



ADAC GT Masters

Lap analysis Warm Up

Provisional



Nürburgring Grand Prix Circuit, Length: 5137 m

Air temperature: 16.1°C

Track temperature: 19.8°C

Weather condition: Dry



Reg. Nr.: 279/12

Sunday 16.9.2012 09:05

**ADAC Masters
Weekend**

Lap	Time	SE1	SP1	SE2	SP2	SE3	SP3	Lap	Time	SE1	SP1	SE2	SP2	SE3	SP3
26	Rene Bourdeaux, DEU/ Alfred Renauer, DEU							theoretical besttime: 2:00.487							
1	3:11.631	1:57.168	179	52.340	140	22.123	191	3	2:01.093	57.462	231	44.437	246	19.194	194
2	2:11.990	1:02.525	167	48.403	203	21.062	193	4	2:22.501	56.856	233	47.932	174	37.713	

27	Henry Zumbrink, NLD/ Heinz-Harald Frentzen, DEU							theoretical besttime: 1:57.307							
1	4:01.424	2:52.289	188	49.280	225	19.855	188	5	2:05.435	56.337	196	45.312	221	23.786	
2	1:58.895	56.691	229	43.623	242	18.581	192	6	3:08.405	2:04.891	226	44.259	244	19.255	193
3	1:57.417	55.697	229	43.278	244	18.442	192	7	2:14.748	56.278	229	43.727	245	34.743	
4	2:04.676	55.587	230	47.425	218	21.664	190								

28	Diego Alessi, ITA/ Daniel Keilwitz, DEU							theoretical besttime: 2:04.757							
1	3:15.972	1:45.377	139	56.245	160	34.350		4	2:42.475	1:36.772	221	45.364	226	20.339	185
2	3:25.717	2:01.767	135	53.154	156	30.796		5	2:04.757	59.287	221	45.358	216	20.112	183
3	2:54.290	1:34.858	116	51.180	174	28.252		6	2:31.772	1:09.533	145	49.783	172	32.456	

29	Robert Renauer, DEU/ Nicolas Armindo, FRA							theoretical besttime: 1:58.675							
1	3:04.419	1:50.510	178	51.776	220	22.133	179	5	1:58.730	56.178	230	43.710	245	18.842	191
2	2:15.809	1:03.632	184	50.761	193	21.416	192	6	2:02.988	58.711	183	45.384	243	18.893	193
3	1:59.839	56.487	228	44.293	243	19.059	192	7	1:58.741	56.123	231	43.710	244	18.908	192
4	2:03.039	56.424	227	46.463	195	20.152	192	8	2:16.371	59.280	225	44.067	225	33.024	

33	Kristian Poulsen, DEN/ Christoffer Nygaard, DEN							theoretical besttime: 2:00.675							
1	3:16.392	1:54.339	161	58.396	205	23.657	185	5	3:14.588	2:07.287	224	43.849	238	23.452	
2	2:34.722	1:15.084	157	56.769	191	22.869	183	6	3:11.358	2:07.751	223	44.386	237	19.221	188
3	2:21.240	1:06.498	222	50.868	140	23.874	186	7		57.229	224				
4	2:07.679	57.605	224	45.465	238	24.609									

34	Max Sandritter, DEU/ Philip Geipel, DEU							theoretical besttime: 1:59.917							
1	2:45.305	1:30.132	150	52.447	214	22.726	173	5	2:01.087	57.303	224	44.431	246	19.353	195
2	2:08.252	1:03.331	217	45.251	246	19.670	194	6	2:00.180	56.912	228	44.199	247	19.069	194
3	2:01.487	57.294	219	44.918	245	19.275	194	7	2:00.204	56.724	232	44.124	247	19.356	195
4	2:00.369	56.985	228	44.236	246	19.148	196	8	2:10.830	57.019	227	44.231	248	29.580	

40	Frank Stippler, DEU/ Christian Mamerow, DEU							theoretical besttime: 1:58.003							
1	2:39.259	1:32.904	208	46.836	233	19.519	188	5	2:04.623	56.797	224	43.825	240	24.001	
2	2:02.478	56.399	225	47.201	236	18.878	189	6	3:12.152	2:09.141	224	43.885	238	19.126	190
3	1:58.749	56.544	224	43.405	240	18.800	189	7	1:58.241	56.140	224	43.249	240	18.852	187
4	2:07.982	55.955	225	43.248	241	28.779	185	8		56.149	224	43.491	240		

41	Simon Knap, NLD/ Jeroen den Boer, NLD							theoretical besttime: 1:57.326							
1	3:43.707	2:33.612	152	49.899	206	20.196	187	5	1:58.989	57.157	223	43.056	238	18.776	190
2	2:00.742	57.383	222	44.203	236	19.156	188	6	1:58.778	56.424	223	43.504	239	18.850	190
3	1:58.729	56.601	223	43.307	238	18.821	190	7	1:57.326	55.774	224	42.923	239	18.629	190
4	1:57.968	55.971	224	43.215	237	18.782	188	8		1:04.228	120	52.872	171		

44	Jan Stovicek, CZE/ Erik Janis, CZE							theoretical besttime: 1:57.029							
1	2:22.690	1:16.635	205	46.172	231	19.883	185	5	2:05.599	55.642	227	43.994	240	25.963	
2	1:59.378	56.971	226	43.647	239	18.760	190	6	3:22.138	2:13.509	221	47.975	214	20.654	187
3	1:58.039	55.996	227	43.500	239	18.543	189	7	2:08.769	57.263	225	51.497	240	20.009	188
4	1:57.029	55.545	227	42.952	240	18.532	189	8		57.090	227	44.603	240		