

ADAC GT Masters

Results Qualifying 2



Provisional

Amended
15.9.2012 - 10:11

**ADAC Masters
Weekend**

Nürburgring Grand Prix Circuit, Length: 5137 m

Air temperature: 11.2°C

Track temperature: 10.9°C

Weather condition: Wet



Reg. Nr.: 279/12

Friday 14.9.2012 17:15

started : 33 classified : 33 not classified : 0

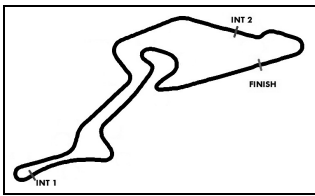
	Drivers	Team	Car	Lap	Best Time	Gap	Diff	Kph	Day Time
1	1 D.Lunardi/M.Martin	ALPINA(DEU)	BMW Alpina B6 GT3	4	1:56.201			159,1	17:23:40
2	28 D.Alessi/D.Keilwitz	Callaway Competition(DEU)	Corvette Z06.R GT3	5	1:56.236	0.035	0.035	159,1	17:26:01
3	9 A.Simonsen/M.Buhk	HEICO Junior Team(DEU)	Mercedes Benz SLS AMG GT3	5	1:56.612	0.411	0.376	158,6	17:26:05
4	32 F.Stuck/J.Stuck	Young Driver AMR(DEU)	Aston Martin V12 Vantage GT3	4	1:56.641	0.440	0.029	158,5	17:24:44
5	5 S.Asch/M.Götz	kfzteile24 MS RACING Team(DEU)	Mercedes Benz SLS AMG GT3	4	1:56.666	0.465	0.025	158,5	17:27:13
6	18 T.Seiler(*A*)/F.Kechele	Callaway Competition(DEU)	Corvette Z06.R GT3	4	1:56.671	0.470	0.005	158,5	17:26:47
7	7 K.Heyer/C.Frankenhouh	Heico Motorsport(DEU)	Mercedes Benz SLS AMG GT3	8	1:56.836	0.635	0.165	158,3	17:32:02
8	27 H.Zumbrink/H.Frentzen	Callaway Competition(DEU)	Corvette Z06.R GT3	7	1:57.157	0.956	0.321	157,8	17:32:53
9	33 K.Poulsen(*A*)/C.Nygaard	Young Driver AMR(DEU)	Aston Martin V12 Vantage GT3	5	1:57.259	1.058	0.102	157,7	17:25:45
10	40 F.Stippler/C.Mamerow	MAMEROW Racing(DEU)	AUDI R8 LMS ultra	5	1:57.276	1.075	0.017	157,7	17:27:47
11	15 S.Dolenc(*A*)/M.Ragginger	FACH AUTO TECH(CHE)	Porsche 911 GT3 R	5	1:57.337	1.136	0.061	157,6	17:26:15
12	29 R.Renauer/N.Armando	FROGREEN CO2 neutral(DEU)	Porsche 911 GT3 R	5	1:57.383	1.182	0.046	157,5	17:25:25
13	20 C.Hürtgen/D.Schwager	Schubert Motorsport(DEU)	BMW Z4 GT3	5	1:57.479	1.278	0.096	157,4	17:32:35
14	41 S.Knap/J.den Boer	DB Motorsport(NLD)	BMW Z4 GT3	7	1:57.629	1.428	0.150	157,2	17:35:01
15	44 J.Stovicek(*A*)/E.Janis	HEICO-GRAVITY CHAROUZ TEAM	Mercedes Benz SLS AMG GT3	5	1:57.802	1.601	0.173	157,0	17:31:25
16	26 R.Bourdeaux(*A*)/A.Renauer	Team GT 3 Kasko(DEU)	Porsche 911 GT3 R	5	1:57.910	1.709	0.108	156,8	17:25:27
17	8 H.Proczyk/D.Baumann	Heico Motorsport(DEU)	Mercedes Benz SLS AMG GT3	5	1:57.947	1.746	0.037	156,8	17:25:57
18	4 F.Stoll/D.Dobitsch	kfzteile24 MS RACING Team(DEU)	Mercedes Benz SLS AMG GT3	4	1:58.021	1.820	0.074	156,7	17:27:07
19	10 L.Arnold/A.Margaritis	Schöner Wohnen Polarweiss Team	Mercedes Benz SLS AMG GT3	3	1:58.082	1.881	0.061	156,6	17:26:00
20	37 S.Bert/C.Brück	Gemballa Racing(DEU)	McLaren MP4-12C GT3	5	1:58.102	1.901	0.020	156,6	17:32:32
21	25 G.Engelhardt(*A*)/M.Seefried	Team GT 3 Kasko(DEU)	Porsche 911 GT3 R	3	1:58.156	1.955	0.054	156,5	17:22:21
22	21 E.Sandström/C.Mies	Prosperia uhc speed(DEU)	AUDI R8 LMS ultra	7	1:58.158	1.957	0.002	156,5	17:34:24
23	11 R.Bader/D.Mengesdorf	Team rhino's Leipter Motorsport(DE)	Lamborghini Gallardo LP600+	9	1:58.228	2.027	0.070	156,4	17:34:32
24	6 M.Farnbacher/N.Kentenich	Farnbacher ESET Racing(DEU)	Porsche 911 GT3 R	5	1:58.321	2.120	0.093	156,3	17:29:52
25	2 J.Leidinger/F.Spengler	Liqui Moly Team Engstler(DEU)	BMW Alpina B6 GT3	4	1:58.383	2.182	0.062	156,2	17:23:25
26	14 F.Barth/R.Bell	MRS GT-Racing(DEU)	McLaren MP4-12C GT3	4	1:58.627	2.426	0.244	155,9	17:27:43
27	12 O.Petrisin(*A*)/S.Afanasiev	Team rhino's Leipter Motorsport(DE)	Lamborghini Gallardo LP600+	5	1:58.660	2.459	0.033	155,9	17:27:38
28	36 C.Engelhart/N.Tandy	Team Geyer&Weinig EDV Schütz M	Porsche 911 GT3 R	4	1:58.854	2.653	0.194	155,6	17:30:32
29	23 F.Lestrup/D.Roos	WestCoastRacing(SWE)	BMW Z4 GT3	3	1:59.126	2.925	0.272	155,2	17:25:32
30	17 R.Lips(*A*)/F.Schmickler	Callaway Competition(DEU)	Corvette Z06.R GT3	4	1:59.159	2.958	0.033	155,2	17:35:08
31	34 M.Sandritter/P.Geipel	YACO Racing powered by Jochen S	Chevrolet Camaro GT3	4	1:59.663	3.462	0.504	154,5	17:23:35
32	22 C.Tilke(*A*)/C.Abt	Prosperia uhc speed(DEU)	AUDI R8 LMS ultra	7	1:59.817	3.616	0.154	154,3	17:30:24
33	16 A.Gugger(*A*)/O.Klohs(*A*)	FACH AUTO TECH(CHE)	Porsche 911 GT3 R	4	2:01.252	5.051	1.435	152,5	17:26:44

Subject to final scrutineering!

Publications Time:

Clerk of the course:

Time Keeping:



ADAC GT Masters

Lap analysis Qualifying 2

Provisional



Nürburgring Grand Prix Circuit, Length: 5137 m

Air temperature: 11.2°C

Track temperature: 12.6°C

Weather condition: Wet



Reg. Nr.: 279/12

Friday 14.9.2012 17:15

**ADAC Masters
Weekend**

Lap	Time	SE1	SP1	SE2	SP2	SE3	SP3	Lap	Time	SE1	SP1	SE2	SP2	SE3	SP3
1 Dino Lunardi, FRA/ Maxime Martin, BEL								theoretical besttime: 1:56.201							
1	2:48.716	1:42.146	207	46.876	222	19.694	191	5	2:03.508	59.352	217	44.480	227	19.676	191
2	1:58.912	56.594	225	43.670	243	18.648	193	6	2:02.205	55.968	194	47.096	245	19.141	192
3	1:56.690	55.436	226	42.648	246	18.606	193	7	2:05.567	55.376	227	44.084	243	26.107	
4	1:56.201	55.146	227	42.522	245	18.533	191	8	10:56.469	9:39.709	216	46.991	228	29.769	

2 Johannes Leidinger, DEU/ Florian Spengler, DEU								theoretical besttime: 1:58.099							
1	2:26.019	1:17.968	165	47.587	188	20.464	189	6	2:06.084	56.346	227	44.031	178	25.707	
2	2:00.890	57.426	221	44.375	241	19.089	190	7	4:35.055	3:32.831	226	43.346	242	18.878	191
3	2:00.496	57.067	225	43.561	242	19.868	190	8	1:58.563	56.003	226	43.329	242	19.231	190
4	1:58.383	56.022	226	43.218	242	19.143	191	9	2:06.859	56.518	227	43.293	242	27.048	
5	1:58.650	56.054	226	43.369	242	19.227	190	10	12:36.355	11:09.053	177	51.804	187	35.498	

4 Florian Stoll, DEU/ Daniel Dobitsch, AUT								theoretical besttime: 1:57.706							
1	6:07.598	4:56.687	193	50.056	175	20.855	187	6	1:58.301	55.966	226	43.482	242	18.853	189
2	2:03.520	59.311	218	45.309	239	18.900	191	7	2:03.503	56.085	225	43.288	242	24.130	
3	1:58.854	56.485	226	43.654	241	18.715	190	8	5:59.595	4:44.856	225	44.331	241	30.408	
4	1:58.021	55.760	226	43.603	242	18.658	190	9	8:50.099	7:02.278	120	1:08.994	137	38.827	
5	1:58.852	56.067	226	43.654	242	19.131	190								

5 Sebastian Asch, DEU/ Maximilian Götz, DEU								theoretical besttime: 1:56.380							
1	6:16.111	5:02.893	183	51.838	160	21.380	185	6	5:59.839	4:55.238	225	44.278	241	20.323	190
2	2:04.604	1:00.281	225	44.591	193	19.732	191	7	2:00.341	56.045	213	44.293	240	20.003	190
3	1:56.712	55.586	227	42.752	242	18.374	191	8	2:12.912	57.134	209	46.225	180	29.553	
4	1:56.666	55.254	227	42.965	243	18.447	191	9	9:25.043	7:42.272	139	1:06.781	139	35.990	
5	2:12.114	55.464	227	47.145	170	29.505									

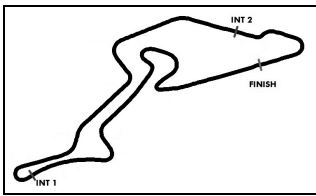
6 Mario Farnbacher, DEU/ Niclas Kentenich, DEU								theoretical besttime: 1:57.969							
1	6:58.461	5:52.381	201	46.410	244	19.670	194	5	1:58.321	55.819	229	43.523	248	18.979	195
2	1:59.014	56.530	229	43.415	245	19.069	195	6	2:14.269	1:00.247	205	46.091	247	27.931	
3	1:58.332	55.721	230	43.269	246	19.342	194	7	8:34.882	7:15.945	183	47.821	241	31.116	
4	1:58.890	56.273	230	43.575	247	19.042	193								

7 Kenneth Heyer, DEU/ Christiaan Frankenhou, NLD								theoretical besttime: 1:56.789							
1	2:57.410	1:44.057	190	46.766	235	26.587		6	1:56.993	55.557	226	42.900	243	18.536	190
2	2:20.944	1:17.723	218	44.262	239	18.959	191	7	1:56.924	55.533	226	42.964	244	18.427	190
3	1:58.055	56.393	225	43.173	243	18.489	191	8	1:56.836	55.527	227	42.835	243	18.474	190
4	1:57.859	55.723	226	42.901	243	19.235	191	9	2:12.438	55.644	226	48.626	178	28.168	
5	1:57.573	55.754	227	43.146	243	18.673	190	10	16:26.510	14:43.428	147	1:03.665	147	39.417	

8 Harald Proczyk, AUT/ Dominik Baumann, AUT								theoretical besttime: 1:57.783							
1	3:00.744	1:55.032	193	46.404	237	19.308	188	6	1:58.870	55.836	226	43.384	242	19.650	189
2	1:59.808	57.158	223	43.889	240	18.761	190	7	2:04.086	55.982	225	43.317	243	24.787	
3	1:58.641	56.374	224	43.586	242	18.681	191	8	5:28.017	4:24.329	225	43.833	237	19.855	190
4	2:00.088	56.178	226	45.040	240	18.870	190	9	2:16.146	57.350	225	43.938	240	34.858	
5	1:57.947	55.889	226	43.266	242	18.792	190	10	4:51.133	3:19.916	119	58.223	163	32.994	

9 Andreas Simonsen, SWE/ Maximilian Buhk, DEU								theoretical besttime: 1:56.556							
1	3:15.695	2:08.333	204	48.023	238	19.339	187	6	1:57.091	55.596	226	42.918	243	18.577	191
2	1:59.309	57.078	222	43.511	241	18.720	190	7	2:00.186	55.471	227	44.824	230	19.891	191
3	1:57.072	55.423	226	43.046	243	18.603	191	8	2:08.267	55.786	226	43.406	242	29.075	
4	1:56.872	55.579	227	42.811	243	18.482	191	9	7:27.007	5:49.530	128	1:03.773	157	33.704	
5	1:56.612	55.263	228	42.829	244	18.520	191								

10 Lance David Arnold, DEU/ Alexandros Margaritis, GRC								theoretical besttime: 1:58.082							
1	7:02.064	5:54.101	206	48.144	234	19.819	186	3	1:58.082	56.031	225	43.296	241	18.755	188
2	2:00.771	57.780	221	44.133	240	18.858	188	4	2:58.154	1:02.120	105	1:14.461	86	41.573	



ADAC GT Masters

Lap analysis Qualifying 2

Provisional



Nürburgring Grand Prix Circuit, Length: 5137 m

Air temperature: 11.2°C

Track temperature: 12.6°C

Weather condition: Wet



Reg. Nr.: 279/12

Friday 14.9.2012 17:15

**ADAC Masters
Weekend**

Lap	Time	SE1	SP1	SE2	SP2	SE3	SP3	Lap	Time	SE1	SP1	SE2	SP2	SE3	SP3
11 Raffael Bader, CHE/ David Mengesdorf, DEU								theoretical besttime: 1:57.919							
1	3:09.693	1:58.117	195	46.601	233	24.975		7	1:58.515	56.092	223	43.502	240	18.921	190
2	2:31.415	1:24.133	209	48.091	231	19.191	190	8	1:58.343	56.058	224	43.463	241	18.822	190
3	1:58.517	56.365	222	43.395	239	18.757	189	9	1:58.228	55.876	224	43.347	240	19.005	190
4	1:58.365	56.096	223	43.286	241	18.983	191	10	1:58.913	56.198	225	43.535	240	19.180	190
5	1:59.492	56.966	224	43.469	239	19.057	190	11	2:14.872	1:00.199	204	45.749	233	28.924	
6	2:00.260	56.394	223	44.049	241	19.817	190								

12 Oleg Petrishin, RUS/ Sergey Afanasiev, RUS								theoretical besttime: 1:58.640							
1	4:05.014	2:45.812	163	49.237	229	29.965		6	2:07.904	56.622	222	49.198	150	22.084	190
2	2:28.847	1:21.855	169	47.734	238	19.258	191	7	2:07.945	56.462	223	43.474	236	28.009	
3	1:59.928	57.013	223	43.929	240	18.986	191	8	3:44.334	2:40.106	221	44.711	237	19.517	190
4	2:06.675	1:02.370	197	45.104	236	19.201	189	9	1:59.890	56.798	223	43.573	239	19.519	189
5	1:58.660	56.237	223	43.494	238	18.929	190	10	2:10.246	56.726	223	43.789	236	29.731	

14 Fredy Barth, CHE/ Robert Bell, GBR								theoretical besttime: 1:58.459							
1	6:42.804	5:32.929	179	50.142	241	19.733	190	5	1:58.898	56.329	225	43.783	242	18.786	190
2	2:03.640	1:00.741	225	43.911	242	18.988	190	6	2:16.261	57.621	224	46.634	168	32.006	
3	1:58.875	56.359	227	43.650	243	18.866	190	7	7:53.497	6:32.848	198	49.436	184	31.213	
4	1:58.627	56.030	227	43.818	241	18.779	190	8	11:27.497	9:46.116	119	1:02.658	137	38.723	

15 Swen Dolenc, DEU/ Martin Ragginger, AUT								theoretical besttime: 1:57.211							
1	3:21.431	2:12.950	200	48.010	225	20.471	190	6	1:57.490	55.550	228	43.070	245	18.870	193
2	2:00.244	57.683	223	43.856	245	18.705	193	7	1:57.571	55.592	229	43.195	246	18.784	193
3	1:59.527	55.963	213	44.320	246	19.244	194	8	2:18.201	1:01.657	195	46.278	229	30.266	
4	1:57.575	55.525	224	43.377	246	18.673	193	9	4:06.331	2:52.588	199	46.627	228	27.116	
5	1:57.337	55.528	228	43.013	246	18.796	193								

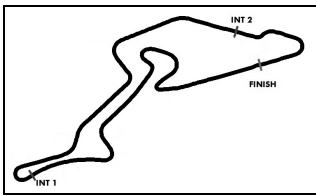
16 Andrina Gugger, CHE/ Otto Klohs, DEU								theoretical besttime: 2:01.010							
1	5:35.931	4:23.474	190	51.075	231	21.382	189	5	2:03.741	57.265	226	45.194	244	21.282	191
2	2:05.779	59.036	219	46.694	243	20.049	190	6	2:13.965	58.234	223	48.258	231	27.473	
3	2:01.450	57.705	228	44.243	246	19.502	191	7	7:03.105	5:37.461	168	53.311	186	32.333	
4	2:01.252	57.359	229	44.345	244	19.548	191								

17 Remo Lips, CHE/ Frank Schmickler, DEU								theoretical besttime: 1:59.159							
1	14:00.322	12:38.735	171	58.002	165	23.585	171	5	1:59.490	56.414	227	43.847	245	19.229	193
2	2:09.007	1:02.600	179	46.322	241	20.085	190	6	2:09.678	57.211	228	45.088	232	27.379	
3	2:00.164	57.047	228	43.975	244	19.142	191	7	10:41.820	9:07.160	160	57.491	173	37.169	
4	1:59.159	56.214	229	43.836	244	19.109	190								

18 Toni Seiler, CHE/ Frank Kechele, DEU								theoretical besttime: 1:56.472							
1	5:45.018	4:34.451	200	49.796	233	20.771	184	6	2:05.634	55.237	229	44.482	241	25.915	
2	2:08.813	1:01.599	197	47.410	213	19.804	194	7	3:55.636	2:51.557	223	44.732	244	19.347	188
3	1:56.837	55.379	229	42.782	246	18.676	193	8	1:58.370	55.778	229	43.156	246	19.436	191
4	1:56.671	55.277	230	42.678	247	18.716	192	9	2:09.555	58.521	226	44.442	245	26.592	
5	2:06.435	55.118	230	49.775	196	21.542	194	10	8:12.196	6:45.212	165	52.887	195	34.097	

20 Claudia Hürtgen, DEU/ Dominik Schwager, DEU								theoretical besttime: 1:57.300							
1	9:37.799	8:31.215	205	46.594	233	19.990	185	5	1:57.479	55.793	221	42.970	240	18.716	187
2	2:03.072	1:00.099	218	43.950	235	19.023	188	6	1:58.750	55.614	221	43.193	237	19.943	188
3	1:59.795	56.140	219	44.171	236	19.484	187	7	2:11.335	56.008	221	44.909	235	30.418	
4	1:57.963	55.760	220	43.321	239	18.882	186	8	5:58.877	4:35.212	203	48.973	212	34.692	

21 Edward Sandström, SWE/ Christopher Mies, DEU								theoretical besttime: 1:57.671							
1	6:38.397	5:02.892	115	1:02.660	132	32.845		7	1:58.158	55.904	220	43.259	238	18.995	189
2	2:54.247	1:35.322	133	56.938	178	21.987	187	8	1:58.685	56.071	221	43.376	238	19.238	188
3	1:58.488	56.469	220	43.378	238	18.641	189	9	2:05.803	57.646	193	47.465	231	20.692	189
4	1:59.242	56.330	219	44.058	237	18.854	186	10	2:27.254	1:04.944	151	52.042	184	30.268	
5	1:58.197	56.181	219	43.349	238	18.667	188	11	5:53.172	4:13.057	117	1:05.401	146	34.714	
6	1:58.159	55.914	220	43.126	239	19.119	189								



ADAC GT Masters

Lap analysis Qualifying 2

Provisional



Nürburgring Grand Prix Circuit, Length: 5137 m

Air temperature: 11.2°C

Track temperature: 12.6°C

Weather condition: Wet

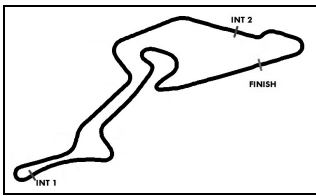


Reg. Nr.: 279/12

Friday 14.9.2012 17:15

**ADAC Masters
Weekend**

Lap	Time	SE1	SP1	SE2	SP2	SE3	SP3	Lap	Time	SE1	SP1	SE2	SP2	SE3	SP3
22 Carsten Tilke, DEU/ Christian Abt, DEU								theoretical besttime: 1:59.809							
1	3:09.247	2:02.430	210	45.977	237	20.840	183	6	2:00.096	57.274	216	43.783	239	19.039	181
2	2:07.946	58.080	215	44.385	238	25.481	87	7	1:59.817	57.238	217	43.670	238	18.909	183
3	2:06.854	1:00.475	214	47.139	238	19.240	184	8	2:23.525	1:02.318	214	50.190	194	31.017	
4	2:00.490	57.411	218	43.997	240	19.082	182	9	3:09.838	1:50.950	174	48.531	236	30.357	
5	2:00.130	57.230	218	43.855	240	19.045	184								
23 Fredrik Lestrup, SWE/ Daniel Roos, SWE								theoretical besttime: 1:58.494							
1	6:28.327	5:06.934	124	58.796	226	22.597	187	6	4:57.867	3:54.829	221	43.942	237	19.096	187
2	2:05.125	1:00.955	220	44.870	238	19.300	187	7	1:59.164	56.282	222	43.606	238	19.276	187
3	1:59.126	56.519	222	43.789	239	18.818	188	8	2:00.812	57.145	222	43.930	238	19.737	186
4	2:01.576	56.070	223	44.282	239	21.224	187	9	2:14.333	58.809	220	44.444	223	31.080	
5	2:13.028	59.116	192	45.653	239	28.259		10	9:18.392	7:41.752	136	1:00.521	156	36.119	
25 Georg Engelhardt, DEU/ Marco Seefried, DEU								theoretical besttime: 1:58.037							
1	3:23.352	2:15.958	181	47.099	241	20.295	192	5	1:58.201	55.948	229	43.327	245	18.926	191
2	2:00.187	57.221	224	43.813	246	19.153	193	6	2:05.621	56.029	229	43.515	246	26.077	
3	1:58.156	55.895	228	43.446	247	18.815	194	7	6:15.460	5:00.851	228	44.045	243	30.564	
4	1:59.797	55.950	229	44.886	247	18.961	193								
26 Rene Bourdeaux, DEU/ Alfred Renauer, DEU								theoretical besttime: 1:57.855							
1	2:32.249	1:20.635	192	50.242	162	21.372	192	5	1:57.910	55.675	231	43.304	247	18.931	193
2	1:59.606	56.940	228	43.699	247	18.967	193	6	2:18.988	56.545	227	53.027	221	29.416	
3	1:59.920	56.035	224	44.712	248	19.173	194	7	12:53.088	11:21.299	142	54.102	175	37.687	
4	1:58.179	55.988	230	43.249	248	18.942	194								
27 Henry Zumbrink, NLD/ Heinz-Harald Frentzen, DEU								theoretical besttime: 1:57.028							
1	5:05.649	3:46.388	178	58.028	192	21.233	184	6	1:57.649	55.598	227	42.925	245	19.126	190
2	2:10.118	1:01.188	189	49.442	231	19.488	192	7	1:57.157	55.648	228	42.840	246	18.669	190
3	2:21.679	1:00.518	215	55.806	140	25.355	191	8	2:23.883	55.519	228	42.941	246	45.423	160
4	2:13.297	1:03.357	145	49.134	144	20.806	192	9	2:35.158	1:10.787	159	49.755	211	34.616	
5	2:07.658	56.050	227	49.448	152	22.160	191								
28 Diego Alessi, ITA/ Daniel Keilwitz, DEU								theoretical besttime: 1:56.236							
1	2:44.353	1:30.250	144	52.152	215	21.951	181	5	1:56.236	55.275	231	42.607	248	18.354	194
2	2:13.139	1:04.982	185	47.708	242	20.449	189	6	2:00.623	58.517	228	43.427	247	18.679	193
3	2:10.813	1:03.849	182	47.565	222	19.399	194	7	2:11.103	55.351	229	48.702	209	27.050	
4	1:56.822	55.682	230	42.754	248	18.386	193	8	17:21.120	15:41.270	138	1:04.137	143	35.713	
29 Robert Renauer, DEU/ Nicolas Armindo, FRA								theoretical besttime: 1:57.383							
1	2:30.959	1:19.244	184	50.776	160	20.939	191	5	1:57.383	55.510	227	43.241	244	18.632	191
2	1:58.542	56.126	226	43.616	244	18.800	191	6	1:58.444	56.125	227	43.347	245	18.972	191
3	2:00.803	57.199	203	44.842	244	18.762	192	7	2:19.334	1:02.346	192	49.982	236	27.006	
4	1:57.766	55.854	226	43.280	244	18.632	193	8	14:49.087	13:19.467	149	54.908	193	34.712	
32 Ferdinand Stuck, AUT/ Johannes Stuck, AUT								theoretical besttime: 1:56.641							
1	3:45.543	2:39.184	211	46.338	238	20.021	188	5	2:16.017	1:09.001	129	47.635	240	19.381	191
2	2:04.826	57.613	214	47.634	211	19.579	191	6	2:11.265	55.606	224	44.196	178	31.463	
3	1:57.144	55.646	223	42.949	241	18.549	190	7	5:44.375	4:33.813	218	44.130	238	26.432	
4	1:56.641	55.403	225	42.797	244	18.441	190								
33 Kristian Poulsen, DEN/ Christoffer Nygaard, DEN								theoretical besttime: 1:56.918							
1	2:44.984	1:31.585	158	51.851	190	21.548	185	6	2:01.530	59.197	220	43.261	241	19.072	190
2	2:07.612	1:03.443	218	44.980	239	19.189	190	7	2:04.908	1:00.887	182	44.563	241	19.458	191
3	1:58.485	56.413	222	43.314	240	18.758	191	8	1:57.834	55.683	224	43.164	241	18.987	191
4	1:57.283	55.632	223	42.788	241	18.863	190	9	1:57.667	55.664	224	43.106	240	18.897	190
5	1:57.259	55.372	225	42.911	242	18.976	191	10	2:16.953	1:00.203	205	47.826	194	28.924	



ADAC GT Masters

Lap analysis Qualifying 2

Provisional



Nürburgring Grand Prix Circuit, Length: 5137 m

Air temperature: 11.2°C

Track temperature: 12.6°C

Weather condition: Wet

DMSB Reg. Nr.: 279/12
Deutscher Motor Sport Bund e.V.

Friday 14.9.2012 17:15

**ADAC Masters
Weekend**

Lap	Time	SE1	SP1	SE2	SP2	SE3	SP3	Lap	Time	SE1	SP1	SE2	SP2	SE3	SP3
34	Max Sandritter, DEU/ Philip Geipel, DEU							theoretical besttime: 1:59.523							
1	2:33.222	1:20.449	146	51.119	142	21.654	195	5	1:59.968	57.037	221	43.869	251	19.062	195
2	2:01.861	58.634	223	44.114	250	19.113	195	6	1:59.751	56.787	230	43.841	250	19.123	196
3	2:00.527	57.058	227	44.447	250	19.022	196	7	2:10.291	56.995	227	44.879	225	28.417	
4	1:59.663	56.660	227	43.912	250	19.091	196	8	5:25.357	4:09.722	204	46.307	224	29.328	

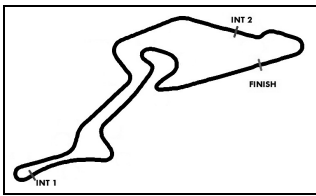
36	Christian Engelhart, DEU/ Nick Tandy, GBR							theoretical besttime: 1:58.301							
1	9:27.901	8:17.373	136	49.482	243	21.046	186	5	2:05.660	55.863	228	47.050	176	22.747	192
2	2:06.751	1:01.572	190	45.135	229	20.044	191	6	1:59.293	56.040	228	43.629	244	19.624	189
3	1:59.218	56.173	228	43.927	245	19.118	190	7	2:16.067	1:01.593	202	47.707	214	26.767	
4	1:58.854	55.946	226	43.320	244	19.588	190	8	5:48.139	4:16.793	184	54.569	159	36.777	

37	Sascha Bert, DEU/ Christopher Brück, DEU							theoretical besttime: 1:57.962							
1	9:36.031	8:26.839	213	47.562	209	21.630	190	6	1:58.317	55.791	226	43.446	242	19.080	191
2	1:59.887	57.083	221	43.839	242	18.965	192	7	1:58.643	55.996	225	43.459	244	19.188	190
3	2:00.587	56.158	225	45.079	244	19.350	191	8	2:20.112	1:03.612	167	47.348	231	29.152	
4	1:58.422	55.978	225	43.658	244	18.786	192	9	9:13.575	7:39.794	148	56.211	188	37.570	
5	1:58.102	55.791	227	43.385	244	18.926	192								

40	Frank Stippler, DEU/ Christian Mamerow, DEU							theoretical besttime: 1:57.216							
1	4:21.031	3:06.243	203	48.605	236	26.183		6	2:02.895	56.804	218	45.021	240	21.070	190
2	2:33.349	1:17.203	212	50.587	172	25.559	190	7	1:57.574	55.923	223	42.954	241	18.697	189
3	1:58.475	56.367	222	43.319	239	18.789	188	8	2:05.489	56.167	222	47.151	222	22.171	189
4	1:57.727	55.993	224	43.010	241	18.724	189	9	2:09.358	56.358	224	42.999	240	30.001	
5	1:57.276	55.702	224	43.014	242	18.560	189	10	6:53.397	5:28.259	172	52.156	195	32.982	

41	Simon Knap, NLD/ Jeroen den Boer, NLD							theoretical besttime: 1:57.417							
1	6:53.151	5:28.921	135	57.149	151	27.081		6	1:58.111	56.032	223	43.143	241	18.936	188
2	3:10.366	1:57.205	167	53.521	193	19.640	187	7	1:57.629	55.767	223	42.714	241	19.148	187
3	2:02.059	56.557	223	46.036	170	19.466	189	8	1:58.489	56.069	222	42.977	239	19.443	188
4	2:00.867	56.118	222	45.803	237	18.946	188	9	2:12.248	57.974	220	44.673	239	29.601	
5	1:59.603	55.895	221	43.382	239	20.326	190	10	12:17.375	10:36.459	129	1:02.065	163	38.851	

44	Jan Stovicek, CZE/ Erik Janis, CZE							theoretical besttime: 1:57.735							
1	8:08.516	6:54.932	213	47.566	235	26.018		6	1:58.348	55.885	226	43.566	240	18.897	188
2	2:22.425	1:16.485	224	46.894	235	19.046	189	7	1:58.232	55.737	226	43.647	239	18.848	188
3	1:58.247	56.046	226	43.425	242	18.776	187	8	2:08.443	55.998	226	43.766	240	28.679	
4	1:58.857	55.982	225	44.008	241	18.867	189	9	11:39.489	10:13.182	189	51.036	167	35.271	
5	1:57.802	55.593	226	43.492	242	18.717	189								



ADAC GT Masters

Start Grid Race 2

Provisional



Nürburgring Grand Prix Circuit, Length: 5137 m

Air temperature: 16.5°C

Track temperature: 20.5°C

Weather condition: Dry

DMSB Reg. Nr.: 279/12
Deutscher Motor Sport Bund e.V.

Sunday 16.9.2012 12:30

**ADAC Masters
Weekend**

28 Callaway Competition Diego Alessi/ Daniel Keilwitz	1:56.236
32 Young Driver AMR Ferdinand Stuck/ Johannes Stuck	1:56.641
18 Callaway Competition Toni Seiler/ Frank Kechele	1:56.671
27 Callaway Competition Henry Zumbrink/ Heinz-Harald Frentzen	1:57.157
40 MAMEROW Racing Frank Stippler/ Christian Mamerow	1:57.276
29 FROGREEN CO2 neutral Robert Renauer/ Nicolas Armindo	1:57.383
41 DB Motorsport Simon Knap/ Jeroen den Boer	1:57.629
26 Team GT 3 Kasko Rene Bourdeaux/ Alfred Renauer	1:57.910
4 kfzteile24 MS RACING Team Florian Stoll/ Daniel Dobitsch	1:58.021
25 Team GT 3 Kasko Georg Engelhardt/ Marco Seefried	1:58.156
11 Team rhino's Leipert Motorsport Raffael Bader/ David Mengesdorf	1:58.228
2 Liqui Moly Team Engstler Johannes Leidinger/ Florian Spengler	1:58.383
12 Team rhino's Leipert Motorsport Oleg Petrishin/ Sergey Afanasiev	1:58.660
23 WestCoastRacing Fredrik Lestrup/ Daniel Roos	1:59.126
22 Prosperia uhc speed Carsten Tilke/ Christian Abt	1:59.817
17 Callaway Competition Remo Lips/ Jens Richter	1:59.159

1
2
3
4
5
6
7
8
9
10
11
12
13
14
15
16

POLE POSITION

1 ALPINA Dino Lunardi/ Maxime Martin	1:56.201
9 HEICO Junior Team Andreas Simonsen/ Maximilian Buhk	1:56.612
5 kfzteile24 MS RACING Team Sebastian Asch/ Maximilian Götz	1:56.666
7 Heico Motorsport Kenneth Heyer/ Christiaan Frankenhout	1:56.836
33 Young Driver AMR Kristian Poulsen/ Christoffer Nygaard	1:57.259
15 FACH AUTO TECH Swen Dolenc/ Martin Ragginger	1:57.337
20 Schubert Motorsport Claudia Hürtgen/ Dominik Schwager	1:57.479
44 HEICO-GRAVITY CHAROUZ TEAM Jan Stovicek/ Erik Janis	1:57.802
8 Heico Motorsport Harald Proczyk/ Dominik Baumann	1:57.947
10 Schöner Wohnen Polarweiss Team Lance David Arnold/ Alexandros Margaritis	1:58.082
21 Prosperia uhc speed Edward Sandström/ Christopher Mies	1:58.158
6 Farnbacher ESET Racing Mario Farnbacher/ Niclas Kantenich	1:58.321
14 MRS GT-Racing Fredy Barth/ Robert Bell	1:58.627
36 Team Geyer&Weinig EDV Schütz I Christian Engelhart/ Nick Tandy	1:58.854
34 YACO Racing powered by Jochen Max Sandritter/ Philip Geipel	1:59.663
16 FACH AUTO TECH Andrina Gugger/ Otto Klohs	2:01.252

Driver change car no. 17 - allowance from the clerk of the course

Publications Time:

Clerk of the course:

Time Keeping: