

ADAC GT Masters

Results Qualifying 1



Provisional

Amended
14.9.2012 - 17:39

**ADAC Masters
Weekend**

Nürburgring Grand Prix Circuit, Length: 5137 m

Air temperature: 11.7°C

Track temperature: 13.1°C

Weather condition: Dry



Reg. Nr.: 279/12

Friday 14.9.2012 16:10

started : 33 classified : 33 not classified : 0

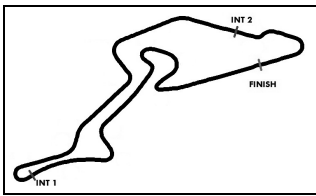
	Drivers	Team	Car	Lap	Best Time	Gap	Diff	Kph	Day Time
1	28 D.Alessi/D.Keilwitz	Callaway Competition(DEU)	Corvette Z06.R GT3	6	1:56.288			159,0	16:53:03
2	1 D.Lunardi/M.Martin	ALPINA(DEU)	BMW Alpina B6 GT3	4	1:56.474	0.186	0.186	158,8	16:50:02
3	32 F.Stuck/J.Stuck	Young Driver AMR(DEU)	Aston Martin V12 Vantage GT3	4	1:56.569	0.281	0.095	158,6	16:19:48
4	5 S.Asch/M.Götz	kfzteile24 MS RACING Team(DEU)	Mercedes Benz SLS AMG GT3	6	1:56.839	0.551	0.270	158,3	16:53:17
5	41 S.Knap/J.den Boer	DB Motorsport(NLD)	BMW Z4 GT3	6	1:56.853	0.565	0.014	158,3	16:51:47
6	27 H.Zumbrink/H.Frentzen	Callaway Competition(DEU)	Corvette Z06.R GT3	5	1:57.055	0.767	0.202	158,0	16:22:34
7	9 A.Simonsen/M.Buhk	HEICO Junior Team(DEU)	Mercedes Benz SLS AMG GT3	9	1:57.125	0.837	0.070	157,9	16:49:55
8	4 F.Stoll/D.Dobitsch	kfzteile24 MS RACING Team(DEU)	Mercedes Benz SLS AMG GT3	5	1:57.235	0.947	0.110	157,7	16:51:14
9	6 M.Farnbacher/N.Kentenich	Farnbacher ESET Racing(DEU)	Porsche 911 GT3 R	4	1:57.357	1.069	0.122	157,6	16:50:17
10	10 L.Arnold/A.Margaritis	Schöner Wohnen Polarweiss Team	Mercedes Benz SLS AMG GT3	4	1:57.442	1.154	0.085	157,5	16:48:09
11	36 C.Engelhart/N.Tandy	Team Geyer&Weinig EDV Schütz M	Porsche 911 GT3 R	3	1:57.570	1.282	0.128	157,3	16:51:11
12	23 F.Lestrup/D.Roos	WestCoastRacing(SWE)	BMW Z4 GT3	8	1:57.596	1.308	0.026	157,3	16:57:15
13	20 C.Hürtgen/D.Schwager	Schubert Motorsport(DEU)	BMW Z4 GT3	7	1:57.813	1.525	0.217	157,0	16:55:35
14	21 E.Sandström/C.Mies	Prosperia uhc speed(DEU)	AUDI R8 LMS ultra	5	1:57.842	1.554	0.029	156,9	16:52:46
15	29 R.Renauer/N.Armino	FROGREEN CO2 neutral(DEU)	Porsche 911 GT3 R	4	1:57.856	1.568	0.014	156,9	16:18:46
16	40 F.Stippler/C.Mamerow	MAMEROW Racing(DEU)	AUDI R8 LMS ultra	8	1:57.928	1.640	0.072	156,8	16:54:49
17	8 H.Proczyk/D.Baumann	Heico Motorsport(DEU)	Mercedes Benz SLS AMG GT3	10	1:57.957	1.669	0.029	156,8	16:55:55
18	33 K.Poulsen(*A*)/C.Nygaard	Young Driver AMR(DEU)	Aston Martin V12 Vantage GT3	4	1:58.065	1.777	0.108	156,6	16:22:33
19	37 S.Bert/C.Brück	Gemballa Racing(DEU)	McLaren MP4-12C GT3	5	1:58.098	1.810	0.033	156,6	16:47:46
20	7 K.Heyer/C.Frankenhou	Heico Motorsport(DEU)	Mercedes Benz SLS AMG GT3	9	1:58.187	1.899	0.089	156,5	16:50:58
21	15 S.Dolenc(*A*)/M.Ragginger	FACH AUTO TECH(CHE)	Porsche 911 GT3 R	4	1:58.312	2.024	0.125	156,3	16:56:57
22	18 T.Seiler(*A*)/F.Kechele	Callaway Competition(DEU)	Corvette Z06.R GT3	4	1:58.612	2.324	0.300	155,9	16:19:13
23	2 J.Leidinger/F.Spengler	Liqui Moly Team Engstler(DEU)	BMW Alpina B6 GT3	8	1:58.635	2.347	0.023	155,9	16:46:06
24	11 R.Bader/D.Mengesdorf	Team rhino's Leipert Motorsport(DE)	Lamborghini Gallardo LP600+	8	1:58.721	2.433	0.086	155,8	16:51:26
25	17 R.Lips(*A*)/F.Schmickler	Callaway Competition(DEU)	Corvette Z06.R GT3	6	1:58.890	2.602	0.169	155,5	16:23:25
26	14 F.Barth/R.Bell	MRS GT-Racing(DEU)	McLaren MP4-12C GT3	8	1:58.971	2.683	0.081	155,4	16:52:44
27	26 R.Bourdeaux(*A*)/A.Renauer	Team GT 3 Kasko(DEU)	Porsche 911 GT3 R	6	1:59.527	3.239	0.556	154,7	16:22:58
28	16 A.Gugger(*A*)/O.Klohs(*A*)	FACH AUTO TECH(CHE)	Porsche 911 GT3 R	4	1:59.608	3.320	0.081	154,6	16:20:50
29	25 G.Engelhardt(*A*)/M.Seefried	Team GT 3 Kasko(DEU)	Porsche 911 GT3 R	3	1:59.698	3.410	0.090	154,5	16:44:15
30	34 M.Sandritter/P.Geipel	YACO Racing powered by Jochen S	Chevrolet Camaro GT3	7	2:00.259	3.971	0.561	153,8	16:46:18
31	22 C.Tilke(*A*)/C.Abt	Prosperia uhc speed(DEU)	AUDI R8 LMS ultra	5	2:00.819	4.531	0.560	153,1	16:22:19
32	44 J.Stovicek(*A*)/E.Janis	HEICO-GRAVITY CHAROUZ TEAM	Mercedes Benz SLS AMG GT3	9	2:01.743	5.455	0.924	151,9	16:46:43
33	12 O.Petrishin(*A*)/S.Afanasiev	Team rhino's Leipert Motorsport(DE)	Lamborghini Gallardo LP600+	10	2:05.353	9.065	3.610	147,5	16:49:40

Subject to final scrutineering!

Publications Time:

Clerk of the course:

Time Keeping:



ADAC GT Masters

Lap analysis Qualifying 1

Provisional



Nürburgring Grand Prix Circuit, Length: 5137 m

Air temperature: 12.7°C

Track temperature: 14.2°C

Weather condition: Dry



Reg. Nr.: 279/12

Friday 14.9.2012 16:10

**ADAC Masters
Weekend**

Lap	Time	SE1	SP1	SE2	SP2	SE3	SP3	Lap	Time	SE1	SP1	SE2	SP2	SE3	SP3
1 Dino Lunardi, FRA/ Maxime Martin, BEL								theoretical besttime: 1:56.405							
1	34:11.083	33:02.218	211	48.712	217	20.153	189	4	1:56.474	55.239	226	42.700	243	18.535	192
2	1:58.088	56.358	227	43.264	243	18.466	191	5	1:56.838	55.288	227	42.857	245	18.693	192
3	1:56.593	55.258	226	42.766	243	18.569	191	6	2:05.989	55.609	226	42.820	245	27.560	

2 Johannes Leidinger, DEU/ Florian Spengler, DEU								theoretical besttime: 1:58.602							
1	2:25.305	1:17.514	144	47.697	235	20.094	187	8	1:58.635	56.402	224	43.380	241	18.853	190
2	2:03.190	58.019	220	44.940	240	20.231	189	9	2:17.434	1:03.410	221	47.550	240	26.474	
3	1:59.401	56.764	224	43.729	241	18.908	190	10	3:38.106	2:35.223	220	43.708	241	19.175	190
4	1:59.217	56.436	224	43.841	241	18.940	188	11	1:58.717	56.440	224	43.457	241	18.820	189
5	2:08.582	57.284	217	45.013	240	26.285		12	2:02.352	56.554	225	44.210	223	21.588	191
6	21:33.309	20:29.241	218	44.557	238	19.511	190	13	1:59.594	56.420	226	43.827	242	19.347	189
7	1:59.468	56.554	223	43.918	240	18.996	191	14	2:10.320	59.594	219	44.699	241	26.027	

4 Florian Stoll, DEU/ Daniel Dobitsch, AUT								theoretical besttime: 1:57.154							
1	33:18.587	32:06.962	191	49.730	214	21.895	176	7	4:48.141	3:38.971	225	48.006	153	21.164	189
2	2:02.928	59.569	221	44.328	237	19.031	190	8	1:57.949	55.883	225	43.264	241	18.802	190
3	1:57.954	55.870	224	43.220	241	18.864	190	9	1:57.514	55.785	225	43.142	241	18.587	190
4	1:57.860	55.805	225	43.348	241	18.707	191	10	1:57.397	55.643	226	43.148	242	18.606	190
5	1:57.235	55.702	224	42.953	243	18.580	190	11	1:57.399	55.811	226	42.931	243	18.657	190
6	2:16.073	1:01.438	72	48.088	235	26.547									

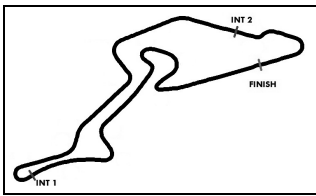
5 Sebastian Asch, DEU/ Maximilian Götz, DEU								theoretical besttime: 1:56.681							
1	33:17.294	32:05.772	165	50.330	220	21.192	187	6	1:56.839	55.381	226	42.914	243	18.544	190
2	2:00.620	57.667	223	44.197	239	18.756	190	7	1:57.003	55.424	225	42.964	244	18.615	190
3	1:57.722	55.936	225	43.147	240	18.639	191	8	1:57.109	55.443	226	42.853	243	18.813	189
4	2:07.866	58.904	224	47.706	179	21.256	191	9	1:57.541	55.702	226	43.077	243	18.762	190
5	1:56.918	55.528	223	42.943	242	18.447	191	10	2:07.143	56.672	223	44.710	242	25.761	

6 Mario Farnbacher, DEU/ Niclas Kentenich, DEU								theoretical besttime: 1:57.328							
1	34:03.754	32:48.601	175	52.558	153	22.595	165	5	1:58.275	55.803	230	43.781	246	18.691	195
2	2:16.103	1:04.329	182	50.235	216	21.539	150	6	1:57.795	55.755	228	43.237	248	18.803	193
3	2:00.074	57.780	233	43.424	249	18.870	196	7	2:09.134	57.748	207	46.366	226	25.020	
4	1:57.357	55.520	230	43.117	248	18.720	195								

7 Kenneth Heyer, DEU/ Christiaan Frankenhou, NLD								theoretical besttime: 1:57.860							
1	5:27.268	4:11.893	192	49.339	238	26.036		8	2:01.348	56.481	224	43.604	241	21.263	190
2	2:20.278	1:16.458	212	44.543	241	19.277	188	9	1:58.187	56.067	225	43.334	242	18.786	190
3	1:59.143	56.777	225	43.738	241	18.628	190	10	1:58.616	56.655	226	43.284	242	18.677	190
4	1:58.302	56.224	226	43.461	242	18.617	189	11	1:58.286	56.150	225	43.587	242	18.549	189
5	2:09.855	1:06.603	217	43.893	242	19.359	190	12	1:58.199	56.027	226	43.427	242	18.745	190
6	2:14.565	56.087	225	47.695	198	30.783		13	2:09.464	56.194	225	44.010	242	29.260	
7	20:49.309	19:44.426	221	45.249	237	19.634	188								

8 Harald Proczyk, AUT/ Dominik Baumann, AUT								theoretical besttime: 1:57.568							
1	3:14.311	1:54.938	171	51.940	224	27.433		7	2:17.516	57.584	203	47.280	202	32.652	
2	2:23.283	1:18.011	216	45.644	238	19.628	188	8	25:58.498	24:54.716	221	44.688	238	19.094	189
3	1:59.673	56.780	223	44.050	240	18.843	188	9	2:00.514	56.126	223	44.683	202	19.705	189
4	1:58.202	56.021	224	43.468	240	18.713	189	10	1:57.957	55.936	225	43.257	240	18.764	189
5	2:07.428	55.938	225	51.118	213	20.372	188	11	1:58.232	56.179	224	43.499	240	18.554	189
6	1:57.999	55.827	225	43.506	241	18.666	189	12	2:03.580	55.757	224	43.476	241	24.347	

9 Andreas Simonsen, SWE/ Maximilian Buhk, DEU								theoretical besttime: 1:57.013							
1	9:06.423	7:54.639	211	47.141	237	24.643		8	1:57.586	55.639	226	43.203	241	18.744	190
2	2:29.024	1:17.153	147	49.693	226	22.178	189	9	1:57.125	55.393	226	43.155	241	18.577	190
3	1:59.717	56.491	225	43.672	242	19.554	187	10	1:57.517	55.844	225	43.087	243	18.586	190
4	2:11.183	56.265	225	44.305	177	30.613		11	2:01.258	55.879	225	44.922	226	20.457	190
5	16:18.173	15:15.021	221	44.175	240	18.977	188	12	1:57.554	55.789	226	43.180	242	18.585	189
6	1:58.426	56.102	224	43.461	239	18.863	189	13	2:11.532	1:02.516	191	44.670	241	24.346	
7	1:57.557	55.916	226	43.043	242	18.598	190								



ADAC GT Masters

Lap analysis Qualifying 1

Provisional



Nürburgring Grand Prix Circuit, Length: 5137 m

Air temperature: 12.7°C

Track temperature: 14.2°C

Weather condition: Dry



Reg. Nr.: 279/12

Friday 14.9.2012 16:10

**ADAC Masters
Weekend**

Lap	Time	SE1	SP1	SE2	SP2	SE3	SP3	Lap	Time	SE1	SP1	SE2	SP2	SE3	SP3
10 Lance David Arnold, DEU/ Alexandros Margaritis, GRC								theoretical besttime: 1:57.336							
1	15:20.907	14:05.709	193	46.363	232	28.835		6	1:57.549	55.678	224	43.215	241	18.656	189
2	18:53.027	17:49.485	220	44.441	235	19.101	188	7	2:04.396	55.779	225	43.337	241	25.280	
3	1:58.493	56.051	225	43.689	239	18.753	188	8	5:44.684	4:41.971	221	43.815	241	18.898	188
4	1:57.442	55.746	224	43.084	240	18.612	188	9	1:58.262	56.131	224	43.557	240	18.574	188
5	1:57.749	55.788	224	43.274	239	18.687	189	10	2:04.474	56.088	224	43.337	240	25.049	

11 Raffael Bader, CHE/ David Mengesdorf, DEU								theoretical besttime: 1:58.627							
1	12:56.955	11:45.157	143	50.677	146	21.121	186	7	1:58.909	56.412	222	43.488	237	19.009	189
2	2:01.753	57.888	220	44.421	236	19.444	187	8	1:58.721	56.282	220	43.528	238	18.911	189
3	2:27.256	1:08.846	172	47.614	224	30.796		9	1:59.162	56.486	220	43.819	236	18.857	187
4	16:03.935	14:55.042	148	49.212	233	19.681	187	10	1:58.993	56.406	221	43.613	238	18.974	187
5	1:59.959	57.095	222	43.767	237	19.097	188	11	1:59.253	56.493	222	43.697	238	19.063	187
6	1:59.390	56.567	221	43.665	237	19.158	188	12	2:08.964	57.708	219	43.858	237	27.398	

12 Oleg Petrishin, RUS/ Sergey Afanasiev, RUS								theoretical besttime: 2:04.642							
1	4:21.926	3:02.039	172	55.729	205	24.158	177	8	2:06.335	59.452	217	46.359	234	20.524	182
2	2:27.278	1:06.176	212	49.314	224	31.788		9	2:07.615	1:00.837	218	46.226	233	20.552	185
3	2:32.029	1:20.575	205	50.322	232	21.132	182	10	2:05.353	59.079	219	46.062	233	20.212	186
4	2:08.119	1:00.230	216	47.382	233	20.507	184	11	2:05.757	59.897	217	45.810	234	20.050	186
5	2:05.965	58.964	216	46.553	234	20.448	184	12	2:05.421	59.570	217	45.725	233	20.126	185
6	2:21.395	59.491	217	47.363	202	34.541		13	2:05.894	59.557	219	46.129	234	20.208	185
7	17:24.482	16:15.274	213	47.902	231	21.306	184	14	2:14.836	58.867	218	46.525	234	29.444	

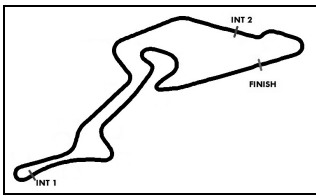
14 Fredy Barth, CHE/ Robert Bell, GBR								theoretical besttime: 1:58.772							
1	14:04.876	12:50.226	141	53.909	201	20.741	188	8	1:58.971	56.308	224	43.631	243	19.032	190
2	2:31.877	57.945	178	1:01.111	174	32.821		9	2:06.422	56.744	225	44.087	243	25.591	
3	16:11.251	15:01.149	148	49.372	153	20.730	189	10	4:37.763	3:33.991	169	44.462	242	19.310	190
4	1:59.922	57.062	222	43.977	241	18.883	190	11	1:59.321	56.639	226	43.642	242	19.040	189
5	1:59.770	56.730	225	43.989	241	19.051	190	12	1:59.189	56.541	226	43.604	242	19.044	190
6	1:59.270	56.553	225	43.857	241	18.860	190	13	2:05.903	56.510	226	43.916	243	25.477	
7	1:59.089	56.511	225	43.639	242	18.939	190								

15 Swen Dolenc, DEU/ Martin Ragginger, AUT								theoretical besttime: 1:58.312							
1	40:56.730	39:40.187	94	56.236	217	20.307	190	4	1:58.312	55.894	229	43.563	245	18.855	191
2	2:03.202	58.314	198	45.369	246	19.519	193	5	2:02.897	57.177	210	46.347	242	19.373	192
3	1:59.196	56.677	228	43.654	246	18.865	192	6	2:12.026	56.335	228	46.414	242	29.277	

16 Andrina Gugger, CHE/ Otto Klohs, DEU								theoretical besttime: 1:59.594							
1	4:45.866	3:30.965	166	52.235	196	22.666	184	5	2:02.075	57.174	182	45.442	243	19.459	192
2	2:04.802	59.834	217	45.341	245	19.627	193	6	1:59.880	56.759	227	43.890	246	19.231	193
3	2:00.843	57.242	227	44.264	245	19.337	192	7	2:23.046	59.077	203	47.467	197	36.502	
4	1:59.608	56.773	227	43.716	245	19.119	192								

17 Remo Lips, CHE/ Frank Schmickler, DEU								theoretical besttime: 1:58.890							
1	3:13.748	1:58.215	112	52.565	224	22.968	185	4	2:07.001	58.542	187	45.784	184	22.675	192
2	2:05.298	1:00.153	221	45.774	243	19.371	192	5	2:00.545	56.819	227	44.559	244	19.167	191
3	1:59.787	56.860	227	43.997	244	18.930	190	6	1:58.890	56.302	227	43.760	245	18.828	190

18 Toni Seiler, CHE/ Frank Kechele, DEU								theoretical besttime: 1:58.355							
1	3:10.072	1:56.732	171	51.474	218	21.866	185	7	2:21.002	1:00.913	226	44.228	243	35.861	
2	2:05.495	59.871	221	45.805	242	19.819	190	8	22:45.256	21:27.733	219	49.431	156	28.092	
3	1:59.372	56.483	226	43.941	244	18.948	190	9	2:20.401	1:15.709	204	44.891	243	19.801	193
4	1:58.612	56.078	227	43.649	243	18.885	190	10	1:58.753	55.950	227	43.886	244	18.917	190
5	1:58.794	56.089	227	43.520	243	19.185	189	11	1:59.116	56.317	226	43.721	244	19.078	189
6	2:00.526	55.976	224	44.241	245	20.309	161	12	2:27.283	57.343	167	58.250	153	31.690	



ADAC GT Masters

Lap analysis Qualifying 1

Provisional



Nürburgring Grand Prix Circuit, Length: 5137 m

Air temperature: 12.7°C

Track temperature: 14.2°C

Weather condition: Dry



Reg. Nr.: 279/12

Friday 14.9.2012 16:10

**ADAC Masters
Weekend**

Lap	Time	SE1	SP1	SE2	SP2	SE3	SP3	Lap	Time	SE1	SP1	SE2	SP2	SE3	SP3
20		Claudia Hürtgen, DEU/ Dominik Schwager, DEU						theoretical besttime: 1:57.736							
1	3:30.473	1:55.350	145	59.760	165	35.363		6	1:58.003	56.234	220	43.018	239	18.751	188
2	32:06.579	30:59.331	203	46.900	232	20.348	184	7	1:57.813	56.067	221	43.095	240	18.651	187
3	2:04.794	58.308	217	46.359	197	20.127	187	8	2:01.540	56.267	222	44.260	205	21.013	188
4	1:59.088	56.844	222	43.490	238	18.754	186	9	2:11.230	56.742	217	46.689	218	27.799	
5	1:58.989	56.718	220	43.483	239	18.788	188								

21		Edward Sandström, SWE/ Christopher Mies, DEU						theoretical besttime: 1:57.822							
1	34:24.138	33:07.105	172	50.605	225	26.428		6	2:00.774	56.293	221	45.369	238	19.112	188
2	2:27.345	1:19.308	214	47.846	236	20.191	188	7	1:58.452	56.387	220	43.270	238	18.795	189
3	1:59.669	57.080	221	43.692	237	18.897	189	8	1:58.028	55.994	221	43.311	237	18.723	189
4	1:58.099	56.044	221	43.271	239	18.784	190	9	1:58.126	56.158	221	43.158	238	18.810	189
5	1:57.842	56.014	220	43.133	238	18.695	189	10	2:09.938	59.045	216	45.380	238	25.513	

22		Carsten Tilke, DEU/ Christian Abt, DEU						theoretical besttime: 2:00.481							
1	3:49.800	2:14.511	135	59.678	150	35.611		7	2:28.318	1:01.830	168	51.367	164	35.121	
2	2:25.767	1:19.438	217	46.515	238	19.814	188	8	29:18.896	28:13.836	215	45.345	238	19.715	188
3	2:02.184	58.207	221	44.657	239	19.320	188	9	2:01.677	57.503	221	44.585	239	19.589	188
4	2:01.324	57.673	221	44.248	239	19.403	188	10	2:00.912	57.092	221	44.375	239	19.445	188
5	2:00.819	57.318	221	44.069	241	19.432	187	11	3:13.016	1:01.674	65	1:31.390	63	39.952	
6	2:01.631	57.147	221	44.837	215	19.647	189								

23		Fredrik Lestrup, SWE/ Daniel Roos, SWE						theoretical besttime: 1:57.390							
1	33:06.924	31:54.098	207	47.107	234	25.719		7	1:57.940	55.953	221	43.398	238	18.589	187
2	2:20.587	1:16.697	219	44.498	236	19.392	186	8	1:57.596	55.889	221	43.011	239	18.696	188
3	1:59.112	56.960	219	43.557	236	18.595	187	9	1:57.884	55.947	222	43.251	239	18.686	187
4	1:57.721	55.913	220	43.186	238	18.622	189	10	1:58.331	56.096	222	43.402	239	18.833	188
5	1:57.735	55.790	220	43.125	238	18.820	188	11	2:13.192	57.061	221	43.893	239	32.238	
6	1:57.843	55.902	221	43.254	239	18.687	187								

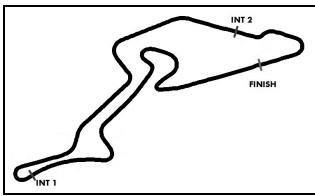
25		Georg Engelhardt, DEU/ Marco Seefried, DEU						theoretical besttime: 1:59.371							
1	16:35.349	14:51.440	132	1:09.755	223	34.154		5	2:00.548	56.542	228	44.501	244	19.505	191
2	15:40.805	14:35.345	157	45.685	243	19.775	191	6	1:59.960	56.834	229	43.938	245	19.188	191
3	1:59.698	56.810	224	43.814	245	19.074	191	7	2:07.650	56.505	227	45.281	244	25.864	
4	1:59.742	56.483	229	43.973	244	19.286	191								

26		Rene Bourdeaux, DEU/ Alfred Renauer, DEU						theoretical besttime: 1:59.432							
1	2:54.231	1:43.707	146	49.841	235	20.683	189	5	1:59.715	56.496	227	44.015	246	19.204	192
2	2:02.436	58.497	221	44.572	246	19.367	191	6	1:59.527	56.574	228	43.732	247	19.221	191
3	2:02.178	57.277	228	45.323	202	19.578	192	7	2:06.335	57.339	171	49.345	244	19.651	165
4	2:00.227	57.028	227	43.989	247	19.210	192	8	2:53.393	1:23.358	151	54.797	167	35.238	

27		Henry Zumbrink, NLD/ Heinz-Harald Frentzen, DEU						theoretical besttime: 1:57.055							
1	4:34.696	3:21.503	176	51.626	229	21.567	186	5	1:57.055	55.507	228	42.877	247	18.671	190
2	2:05.907	1:01.342	196	45.042	244	19.523	188	6	2:05.422	55.814	228	49.912	204	19.696	192
3	1:59.976	57.180	226	44.007	246	18.789	190	7	2:30.895	1:02.222	137	51.808	187	36.865	
4	1:57.485	55.839	228	42.973	246	18.673	190								

28		Diego Alessi, ITA/ Daniel Keilwitz, DEU						theoretical besttime: 1:56.240							
1	32:35.397	31:25.560	200	48.458	232	21.379	188	5	1:56.606	55.257	227	42.861	247	18.488	192
2	2:23.613	1:00.371	206	54.225	144	29.017	192	6	1:56.288	55.079	227	42.673	247	18.536	193
3	2:10.094	57.996	226	44.427	190	27.671	193	7	2:09.020	55.330	228	45.651	223	28.039	
4	2:01.351	55.845	227	43.149	245	22.357	194								

29		Robert Renauer, DEU/ Nicolas Armindo, FRA						theoretical besttime: 1:57.624							
1	2:34.376	1:26.298	174	48.018	243	20.060	190	5	1:57.902	56.022	227	43.173	246	18.707	192
2	2:09.948	58.376	221	49.101	216	22.471	191	6	2:07.706	1:00.801	188	46.926	226	19.979	192
3	2:04.193	56.384	226	43.775	245	24.034	193	7	1:58.478	56.153	226	43.331	245	18.994	192
4	1:57.856	55.814	226	43.103	245	18.939	190	8	2:23.518	1:00.040	194	47.526	205	35.952	



ADAC GT Masters

Lap analysis Qualifying 1

Provisional



Nürburgring Grand Prix Circuit, Length: 5137 m

Air temperature: 12.7°C

Track temperature: 14.2°C

Weather condition: Dry



Reg. Nr.: 279/12

Friday 14.9.2012 16:10

**ADAC Masters
Weekend**

Lap	Time	SE1	SP1	SE2	SP2	SE3	SP3	Lap	Time	SE1	SP1	SE2	SP2	SE3	SP3
32 Ferdinand Stuck, AUT/ Johannes Stuck, AUT								theoretical besttime: 1:56.569							
1	3:55.091	2:46.179	200	47.326	190	21.586	186	7	2:16.215	56.899	222	47.359	180	31.957	
2	1:59.415	57.192	222	43.518	239	18.705	189	8	21:14.305	20:01.603	153	52.665	218	20.037	185
3	1:57.400	55.755	223	43.053	240	18.592	189	9	2:00.272	57.642	223	43.689	235	18.941	190
4	1:56.569	55.301	223	42.777	240	18.491	189	10	2:00.635	56.214	222	43.612	240	20.809	188
5	1:57.009	55.334	225	43.055	242	18.620	190	11	2:07.188	55.470	223	43.235	240	28.483	
6	2:02.223	59.151	216	44.190	240	18.882	189								

Lap	Time	SE1	SP1	SE2	SP2	SE3	SP3	Lap	Time	SE1	SP1	SE2	SP2	SE3	SP3
33 Kristian Poulsen, DEN/ Christoffer Nygaard, DEN								theoretical besttime: 1:57.986							
1	6:35.001	5:24.594	153	50.018	215	20.389	186	7	15:27.461	14:23.135	206	45.013	237	19.313	187
2	2:01.255	58.068	219	43.867	239	19.320	185	8	1:59.383	56.573	222	43.698	238	19.112	188
3	1:58.909	56.566	222	43.397	239	18.946	186	9	1:58.462	56.091	223	43.319	240	19.052	188
4	1:58.065	55.895	223	43.250	240	18.920	186	10	1:58.439	56.142	223	43.456	240	18.841	189
5	1:58.846	56.492	222	43.371	240	18.983	187	11	1:58.635	56.059	223	43.580	239	18.996	189
6	2:26.336	59.963	205	49.034	174	37.339		12	2:31.164	1:08.372	168	52.757	203	30.035	

Lap	Time	SE1	SP1	SE2	SP2	SE3	SP3	Lap	Time	SE1	SP1	SE2	SP2	SE3	SP3
34 Max Sandritter, DEU/ Philip Geipel, DEU								theoretical besttime: 1:59.729							
1	9:42.275	8:30.855	184	50.822	206	20.598	191	7	2:00.259	56.749	222	44.175	250	19.335	195
2	2:01.720	58.047	228	44.373	248	19.300	194	8	2:14.570	1:11.029	221	44.296	248	19.245	194
3	2:00.384	57.296	231	43.916	248	19.172	194	9	2:00.454	57.083	223	44.206	249	19.165	195
4	2:17.832	56.648	232	49.813	170	31.371		10	2:00.432	56.998	225	44.171	249	19.263	194
5	16:14.898	15:09.647	144	45.844	249	19.407	194	11	2:00.530	57.157	228	44.174	249	19.199	193
6	2:01.413	57.353	232	44.416	248	19.644	194	12	2:21.983	1:06.000	171	50.665	217	25.318	

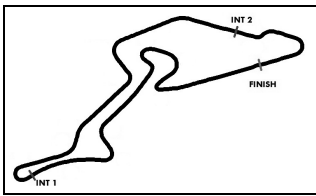
Lap	Time	SE1	SP1	SE2	SP2	SE3	SP3	Lap	Time	SE1	SP1	SE2	SP2	SE3	SP3
36 Christian Engelhart, DEU/ Nick Tandy, GBR								theoretical besttime: 1:57.464							
1	37:15.398	36:03.527	175	47.831	225	24.040	191	4	1:57.950	55.681	225	43.529	244	18.740	190
2	1:58.940	56.203	226	43.560	242	19.177	193	5	1:57.685	55.715	227	43.226	245	18.744	189
3	1:57.570	55.650	227	43.074	244	18.846	191	6	2:09.447	55.889	226	43.755	241	29.803	

Lap	Time	SE1	SP1	SE2	SP2	SE3	SP3	Lap	Time	SE1	SP1	SE2	SP2	SE3	SP3
37 Sascha Bert, DEU/ Christopher Brück, DEU								theoretical besttime: 1:57.980							
1	13:21.972	12:14.201	187	47.693	218	20.078	189	7	2:14.468	59.312	198	47.594	242	27.562	
2	2:20.477	57.192	214	47.330	192	35.955		8	5:10.129	4:06.720	204	44.359	244	19.050	191
3	18:01.980	16:42.217	184	59.893	219	19.870	192	9	1:58.643	56.383	225	43.412	242	18.848	191
4	2:04.540	56.103	226	48.192	201	20.245	191	10	1:58.388	56.276	223	43.400	242	18.712	191
5	1:58.098	56.092	225	43.286	241	18.720	192	11	1:58.509	56.333	226	43.349	242	18.827	191
6	1:58.120	56.232	224	43.231	242	18.657	192	12	2:16.425	1:01.012	179	46.807	221	28.606	

Lap	Time	SE1	SP1	SE2	SP2	SE3	SP3	Lap	Time	SE1	SP1	SE2	SP2	SE3	SP3
40 Frank Stippler, DEU/ Christian Mamerow, DEU								theoretical besttime: 1:57.790							
1	11:47.668	10:27.553	155	50.657	231	29.458		8	1:57.928	55.964	221	43.216	241	18.748	188
2	2:23.323	1:18.087	217	45.645	238	19.591	187	9	1:58.028	56.099	222	43.125	241	18.804	187
3	2:32.957	59.611	129	59.005	143	34.341		10	2:09.472	59.734	173	50.314	218	19.424	188
4	20:10.707	19:04.276	213	46.686	234	19.745	184	11	1:58.327	56.149	222	43.273	240	18.905	189
5	2:00.899	57.812	221	44.074	237	19.013	188	12	1:58.015	55.917	222	43.311	240	18.787	188
6	1:58.177	56.059	221	43.321	240	18.797	189	13	2:08.711	56.623	223	44.307	214	27.781	
7	1:57.960	55.953	222	43.185	240	18.822	189								

Lap	Time	SE1	SP1	SE2	SP2	SE3	SP3	Lap	Time	SE1	SP1	SE2	SP2	SE3	SP3
41 Simon Knap, NLD/ Jeroen den Boer, NLD								theoretical besttime: 1:56.840							
1	14:36.870	12:59.276	202	1:04.394	167	33.200		6	1:56.853	55.445	221	42.718	240	18.690	189
2	19:20.057	17:46.485	103	1:10.847	156	22.725	185	7	1:57.318	55.709	220	42.866	239	18.743	188
3	1:59.311	56.885	220	43.612	237	18.814	188	8	1:57.143	55.604	221	42.805	239	18.734	188
4	1:57.554	55.832	221	43.038	238	18.684	188	9	1:57.400	55.837	221	42.857	240	18.706	188
5	1:57.135	55.676	221	42.711	238	18.748	189	10	2:04.709	55.831	222	43.706	241	25.172	

Lap	Time	SE1	SP1	SE2	SP2	SE3	SP3	Lap	Time	SE1	SP1	SE2	SP2	SE3	SP3
44 Jan Stovicek, CZE/ Erik Janis, CZE								theoretical besttime: 2:01.695							
1	3:59.044	2:18.341	126	1:07.097	142	33.606		8	2:02.252	57.870	222	44.640	240	19.742	189
2	3:03.707	1:37.083	128	1:03.777	125	22.847	185	9	2:01.743	57.587	224	44.652	242	19.504	188
3	2:04.632	59.651	222	45.283	240	19.698	187	10	2:01.902	57.636	223	44.644	241	19.622	189
4	2:02.219	58.111	224	44.621	241	19.487	188	11	2:11.600	1:01.494	133	49.944	224	20.162	189
5	2:04.270	58.584	224	45.840	241	19.846	185	12	2:03.261	58.594	223	44.967	243	19.700	188
6	2:15.406	57.903	223	45.382	241	32.121		13	2:15.718	59.372	223	45.592	241	30.754	
7	17:10.627	15:59.397	145	50.831	204	20.399	187								



ADAC GT Masters

Lap analysis Qualifying 1

Provisional



Nürburgring Grand Prix Circuit, Length: 5137 m

Air temperature: 12.7°C

Track temperature: 14.2°C

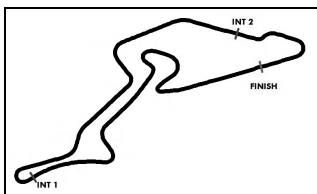
Weather condition: Dry

DMSB Reg. Nr.: 279/12
Deutscher Motorsport Bund e.V.

Friday 14.9.2012 16:10

**ADAC Masters
Weekend**

Lap	Time	SE1	SP1	SE2	SP2	SE3	SP3	Lap	Time	SE1	SP1	SE2	SP2	SE3	SP3
-----	------	-----	-----	-----	-----	-----	-----	-----	------	-----	-----	-----	-----	-----	-----



ADAC GT Masters

Start Grid Race 1

Provisional



Nürburgring Grand Prix Circuit, Length: 5137 m

Air temperature: 13.1°C

Track temperature: 13.7°C

Weather condition: Dry



Reg. Nr.: 279/12

Amended
15.9.2012 - 11:27

**ADAC Masters
Weekend**

Saturday 15.9.2012 12:30

1	ALPINA	1:56.474
	Dino Lunardi/ Maxime Martin	
5	kfzteile24 MS RACING Team	1:56.839
	Sebastian Asch/ Maximilian Götz	
27	Callaway Competition	1:57.055
	Henry Zumbrink/ Heinz-Harald Frentzen	
4	kfzteile24 MS RACING Team	1:57.235
	Florian Stoll/ Daniel Dobitsch	
10	Schöner Wohnen Polarweiss Team	1:57.442
	Lance David Arnold/ Alexandros Margaritis	
23	WestCoastRacing	1:57.596
	Fredrik Lestrup/ Daniel Roos	
21	Prosperia uhc speed	1:57.842
	Edward Sandström/ Christopher Mies	
40	MAMEROW Racing	1:57.928
	Frank Stippler/ Christian Mamerow	
33	Young Driver AMR	1:58.065
	Kristian Poulsen/ Christoffer Nygaard	
15	FACH AUTO TECH	1:58.312
	Swen Dolenc/ Martin Ragginger	
2	Liqui Moly Team Engstler	1:58.635
	Johannes Leidinger/ Florian Spengler	
17	Callaway Competition	1:58.890
	Remo Lips/ Frank Schmickler	
26	Team GT 3 Kasko	1:59.527
	Rene Bourdeaux/ Alfred Renauer	
25	Team GT 3 Kasko	1:59.698
	Georg Engelhardt/ Marco Seefried	
22	Prosperia uhc speed	2:00.819
	Carsten Tilke/ Christian Abt	
12	Team rhino's Leipert Motorsport	2:05.353
	Oleg Petrishin/ Sergey Afanasiev	

1
2
3
4
5
6
7
8
9
10
11
12
13
14
15
16

POLE POSITION

28	Callaway Competition	1:56.288
	Diego Alessi/ Daniel Keilwitz	
32	Young Driver AMR	1:56.569
	Ferdinand Stuck/ Johannes Stuck	
41	DB Motorsport	1:56.853
	Simon Knap/ Jeroen den Boer	
9	HEICO Junior Team	1:57.125
	Andreas Simonsen/ Maximilian Buhk	
6	Farnbacher ESET Racing	1:57.357
	Mario Farnbacher/ Niclas Kentenich	
36	Team Geyer&Weinig EDV Schütz II	1:57.570
	Christian Engelhart/ Nick Tandy	
20	Schubert Motorsport	1:57.813
	Claudia Hürtgen/ Dominik Schwager	
29	FROGREEN CO2 neutral	1:57.856
	Robert Renauer/ Nicolas Armindo	
8	Heico Motorsport	1:57.957
	Harald Proczyk/ Dominik Baumann	
7	Heico Motorsport	1:58.187
	Kenneth Heyer/ Christiaan Frankenhout	
18	Callaway Competition	1:58.612
	Toni Seiler/ Frank Kechele	
11	Team rhino's Leipert Motorsport	1:58.721
	Raffael Bader/ David Mengesdorf	
14	MRS GT-Racing	1:58.971
	Fredy Barth/ Robert Bell	
16	FACH AUTO TECH	1:59.608
	Andrina Gugger/ Otto Klohs	
34	YACO Racing powered by Jochen	2:00.259
	Max Sandritter/ Philip Geipel	
44	HEICO-GRAVITY CHAROUZ TEAM	2:01.743
	Jan Stovicek/ Erik Janis	

Withdraw car no. 37.

Publications Time:

Clerk of the course:

Time Keeping: