

ADAC GT Masters

Results Free Practice 1



Provisional

Nürburgring Grand Prix Circuit, Length: 5137 m

Air temperature: 11.7°C

Track temperature: 17.9°C

Weather condition: Dry



Reg. Nr.: 279/12

Friday 14.9.2012 09:00



started : 33 classified : 33 not classified : 0

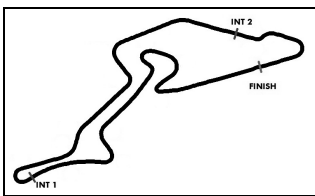
	Drivers	Team	Car	Lap	Best Time	Gap	Diff	Kph	Day Time
1	32 F.Stuck/J.Stuck	Young Driver AMR(DEU)	Aston Martin V12 Vantage GT3	15	1:56.873			158,2	9:34:41
2	9 M.Buhk/A.Simonsen	HEICO Junior Team(DEU)	Mercedes Benz SLS AMG GT3	21	1:56.930	0.057	0.057	158,2	9:48:49
3	44 J.Stovicek(*A*)/E.Janis	HEICO-GRAVITY CHAROUZ TEAM	Mercedes Benz SLS AMG GT3	24	1:57.342	0.469	0.412	157,6	9:59:58
4	41 J.den Boer/S.Knap	DB Motorsport(NLD)	BMW Z4 GT3	24	1:57.413	0.540	0.071	157,5	9:57:00
5	20 C.Hürtgen/D.Schwager	Schubert Motorsport(DEU)	BMW Z4 GT3	16	1:57.464	0.591	0.051	157,4	9:38:01
6	28 D.Alessi/D.Keilwitz	Callaway Competition(DEU)	Corvette Z06.R GT3	12	1:57.476	0.603	0.012	157,4	9:34:20
7	5 S.Asch/M.Götz	kfzteile24 MS RACING Team(DEU)	Mercedes Benz SLS AMG GT3	16	1:57.490	0.617	0.014	157,4	9:42:38
8	7 C.Frankenhout/K.Heyer	Heico Motorsport(DEU)	Mercedes Benz SLS AMG GT3	21	1:57.536	0.663	0.046	157,3	9:56:47
9	18 T.Seiler(*A*)/F.Kechele	Callaway Competition(DEU)	Corvette Z06.R GT3	20	1:57.569	0.696	0.033	157,3	9:53:24
10	33 K.Poulsen(*A*)/C.Nygaard	Young Driver AMR(DEU)	Aston Martin V12 Vantage GT3	18	1:57.649	0.776	0.080	157,2	9:46:41
11	1 D.Lunardi/M.Martin	ALPINA(DEU)	BMW Alpina B6 GT3	19	1:57.730	0.857	0.081	157,1	9:54:55
12	23 F.Lestrup/D.Roos	WestCoastRacing(SWE)	BMW Z4 GT3	21	1:57.734	0.861	0.004	157,1	9:56:18
13	21 E.Sandström/C.Mies	Prosperia uhc speed(DEU)	AUDI R8 LMS ultra	8	1:57.875	1.002	0.141	156,9	9:48:44
14	4 D.Dobitsch/F.Stoll	kfzteile24 MS RACING Team(DEU)	Mercedes Benz SLS AMG GT3	10	1:57.966	1.093	0.091	156,8	9:25:13
15	15 S.Dolenc(*A*)/M.Ragginger	FACH AUTO TECH(CHE)	Porsche 911 GT3 R	5	1:58.041	1.168	0.075	156,7	9:10:25
16	8 D.Baumann/H.Proczyk	Heico Motorsport(DEU)	Mercedes Benz SLS AMG GT3	13	1:58.156	1.283	0.115	156,5	9:31:25
17	27 H.Zumbrink/H.Frentzen	Callaway Competition(DEU)	Corvette Z06.R GT3	6	1:58.174	1.301	0.018	156,5	9:18:25
18	22 C.Tilke(*A*)/C.Abt	Prosperia uhc speed(DEU)	AUDI R8 LMS ultra	22	1:58.190	1.317	0.016	156,5	9:56:08
19	10 L.Arnold/A.Margaritis	Schöner Wohnen Polarweiss Team	Mercedes Benz SLS AMG GT3	16	1:58.297	1.424	0.107	156,3	9:42:53
20	37 C.Brück/S.Bert	Gemballa Racing(DEU)	McLaren MP4-12C GT3	9	1:58.377	1.504	0.080	156,2	9:24:03
21	6 M.Farnbacher/N.Kentenich	Farnbacher ESET Racing(DEU)	Porsche 911 GT3 R	5	1:58.585	1.712	0.208	155,9	9:10:51
22	29 R.Renauer/N.Armando	FROGREEN CO2 neutral(DEU)	Porsche 911 GT3 R	7	1:58.598	1.725	0.013	155,9	9:16:54
23	40 C.Mamerow/F.Stippler	MAMEROW Racing(DEU)	AUDI R8 LMS ultra	8	1:58.635	1.762	0.037	155,9	9:19:30
24	25 G.Engelhardt(*A*)/M.Seefried	Team GT 3 Kasko(DEU)	Porsche 911 GT3 R	21	1:58.710	1.837	0.075	155,8	9:58:03
25	12 O.Petrishin(*A*)/S.Afanasiev	Team rhino's Leipert Motorsport(DE)	Lamborghini Gallardo LP600+	7	1:59.212	2.339	0.502	155,1	9:16:02
26	36 C.Engelhart/N.Tandy	Team Geyer&Weinig EDV Schütz M	Porsche 911 GT3 R	18	1:59.353	2.480	0.141	154,9	9:53:52
27	11 R.Bader/D.Mengesdorf	Team rhino's Leipert Motorsport(DE)	Lamborghini Gallardo LP600+	8	1:59.537	2.664	0.184	154,7	9:20:22
28	26 R.Bourdeaux(*A*)/A.Renauer	Team GT 3 Kasko(DEU)	Porsche 911 GT3 R	22	2:00.001	3.128	0.464	154,1	10:01:55
29	2 F.Spengler/J.Leidinger	Liqui Moly Team Engstler(DEU)	BMW Alpina B6 GT3	16	2:00.127	3.254	0.126	153,9	9:54:33
30	17 R.Lips(*A*)/F.Schmickler	Callaway Competition(DEU)	Corvette Z06.R GT3	6	2:00.632	3.759	0.505	153,3	9:14:51
31	34 M.Sandritter/P.Geipel	YACO Racing powered by Jochen S	Chevrolet Camaro GT3	12	2:00.778	3.905	0.146	153,1	9:30:39
32	16 A.Gugger(*A*)/O.Klohs(*A*)	FACH AUTO TECH(CHE)	Porsche 911 GT3 R	17	2:01.907	5.034	1.129	151,7	9:41:41
	14 F.Barth/R.Bell	MRS GT-Racing(DEU)	McLaren MP4-12C GT3	0					

Subject to final scrutineering!

Publications Time:

Clerk of the course:

Time Keeping:



ADAC GT Masters

Lap analysis Free Practice 1



Provisional

Nürburgring Grand Prix Circuit, Length: 5137 m

Air temperature: 11.7°C

Track temperature: 17.9°C

Weather condition: Dry



Reg. Nr.: 279/12

Friday 14.9.2012 09:00

**ADAC Masters
Weekend**

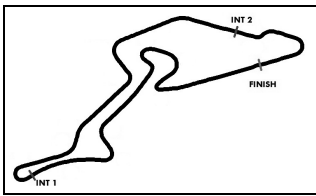
Lap	Time	SE1	SP1	SE2	SP2	SE3	SP3	Lap	Time	SE1	SP1	SE2	SP2	SE3	SP3
1 Dino Lunardi, FRA/ Maxime Martin, BEL								theoretical besttime: 1:57.372							
1	2:51.639	1:26.636	137	54.992	182	30.011		12	5:24.787	4:21.734	225	43.847	244	19.206	191
2	4:11.491	3:05.146	161	46.252	242	20.093	191	13	1:59.458	56.393	227	43.941	244	19.124	190
3	2:05.846	57.410	224	43.608	243	24.828		14	1:58.844	56.089	228	43.451	246	19.304	190
4	3:54.255	2:51.747	226	43.357	243	19.151	192	15	1:58.584	56.601	225	43.295	242	18.688	190
5	1:58.200	55.740	225	43.100	244	19.360	186	16	2:08.969	55.901	226	43.761	243	29.307	
6	1:58.892	56.271	226	43.737	244	18.884	190	17	5:08.593	4:05.906	201	43.896	242	18.791	189
7	1:57.952	55.763	226	42.993	245	19.196	183	18	1:58.983	56.209	227	43.992	244	18.782	189
8	2:04.653	56.839	225	43.319	243	24.495		19	1:57.730	55.867	226	43.224	244	18.639	191
9	7:12.771	6:10.521	225	43.262	243	18.988	190	20	1:57.934	55.804	227	43.312	245	18.818	191
10	1:58.298	55.917	226	43.438	244	18.943	190	21	1:58.563	56.062	227	43.431	246	19.070	191
11	2:05.583	55.906	227	43.946	244	25.731		22	2:05.019	56.220	226	43.442	245	25.357	

2 Florian Spengler, DEU/ Johannes Leidinger, DEU								theoretical besttime: 1:59.621							
1	2:27.732	1:17.129	173	49.110	235	21.493	185	11	4:48.911	3:41.860	208	47.729	239	19.322	190
2	2:05.199	1:00.376	211	45.254	240	19.569	190	12	2:03.435	57.504	225	46.490	241	19.441	190
3	2:01.900	58.165	222	44.561	241	19.174	192	13	2:01.771	57.409	224	44.926	241	19.436	190
4	2:09.118	58.436	196	45.226	240	25.456		14	2:04.126	57.226	225	47.236	222	19.664	190
5	4:15.352	3:11.752	219	44.603	241	18.997	191	15	2:01.104	57.391	214	44.534	243	19.179	189
6	2:00.686	56.850	225	44.610	238	19.226	190	16	2:00.127	56.881	225	43.925	244	19.321	189
7	2:08.922	57.130	225	46.345	240	25.447		17	2:00.330	57.243	225	43.937	242	19.150	191
8	18:18.882	17:12.171	205	45.645	239	21.066	187	18	2:01.009	56.761	226	43.863	244	20.385	188
9	2:00.793	57.423	222	44.242	241	19.128	189	19	2:06.663	57.402	225	43.979	244	25.282	
10	2:05.699	56.879	224	44.009	241	24.811									

4 Daniel Dobitsch, AUT/ Florian Stoll, DEU								theoretical besttime: 1:57.645							
1	2:57.714	1:33.308	198	51.594	197	32.812		13	2:00.780	57.421	226	44.371	243	18.988	191
2	4:13.244	3:08.689	222	44.775	240	19.780	189	14	1:59.078	56.396	225	43.959	243	18.723	191
3	1:59.714	57.007	226	43.800	242	18.907	191	15	1:58.393	56.145	226	43.334	243	18.914	191
4	2:00.405	57.368	221	44.076	242	18.961	191	16	1:58.062	56.108	227	43.188	243	18.766	191
5	1:58.813	56.146	224	43.589	242	19.078	191	17	2:07.472	56.111	226	43.794	199	27.567	
6	2:04.025	56.024	226	43.635	243	24.366		18	7:25.583	6:19.579	212	46.324	220	19.680	191
7	4:05.159	3:02.677	226	43.421	243	19.061	191	19	2:01.026	57.560	223	44.232	242	19.234	189
8	1:58.195	56.144	226	43.168	243	18.883	189	20	2:00.094	57.204	226	43.885	243	19.005	190
9	1:58.319	56.064	225	43.358	244	18.897	191	21	1:59.410	56.622	226	43.806	246	18.982	189
10	1:57.966	55.754	227	43.290	243	18.922	190	22	2:15.754	56.982	224	43.857	243	18.915	190
11	2:06.958	57.708	221	44.423	243	24.827		23	1:58.918	56.480	225	43.497	244	18.941	181
12	4:46.612	3:40.431	221	46.858	239	19.323	190	24		1:24.910	97	1:34.556	36		

5 Sebastian Asch, DEU/ Maximilian Götz, DEU								theoretical besttime: 1:57.365							
1	2:40.757	1:25.264	193	48.396	222	27.097		14	6:29.493	5:25.334	192	45.074	243	19.085	190
2	3:53.565	2:47.460	161	46.343	235	19.762	185	15	1:58.048	55.979	226	43.398	242	18.671	191
3	2:07.634	1:01.640	176	45.635	225	20.359	190	16	1:57.490	55.875	227	43.094	244	18.521	191
4	2:05.843	1:00.999	199	44.757	220	20.087	183	17	2:02.936	55.750	226	43.501	240	23.685	
5	2:14.905	1:05.797	171	48.583	204	20.525	190	18	4:54.110	3:49.438	205	44.958	242	19.714	191
6	2:07.784	58.506	224	44.357	228	24.921		19	1:59.782	56.764	223	44.013	242	19.005	191
7	5:03.538	4:00.615	225	43.932	241	18.991	189	20	1:59.479	56.703	225	43.513	243	19.263	189
8	2:00.714	56.217	226	45.234	233	19.263	190	21	1:58.857	56.563	226	43.302	245	18.992	190
9	1:58.426	56.168	227	43.509	243	18.749	190	22	1:58.619	56.337	225	43.390	244	18.892	190
10	1:59.718	55.892	226	43.215	243	20.611	181	23	1:58.454	56.096	225	43.127	244	19.231	188
11	1:58.262	55.994	226	43.380	243	18.888	189	24	1:59.126	55.992	225	43.534	246	19.600	191
12	1:57.705	55.903	226	43.241	242	18.561	189	25	2:14.347	1:03.809	218	44.482	243	26.056	
13	2:04.725	55.752	225	44.689	231	24.284									

6 Mario Farnbacher, DEU/ Niclas Kentenich, DEU								theoretical besttime: 1:58.328							
1	2:46.921	1:30.925	169	52.751	183	23.245	176	14	3:23.785	2:20.437	213	44.024	247	19.324	194
2	2:06.090	1:00.069	192	45.989	242	20.032	194	15	1:59.802	56.841	223	43.795	250	19.166	194
3	2:00.892	57.563	223	44.174	247	19.155	195	16	1:58.874	56.498	219	43.465	249	18.911	194
4	1:58.771	56.081	229	43.519	245	19.171	194	17	1:58.968	56.496	223	43.474	249	18.998	194
5	1:58.585	56.136	229	43.336	249	19.113	194	18	1:59.424	56.343	196	44.011	247	19.070	194
6	2:05.671	57.286	229	43.625	247	24.760		19	1:59.616	56.184	206	44.254	246	19.178	194
7	7:35.203	6:30.996	130	45.043	245	19.164	194	20	1:59.556	56.576	224	44.026	248	18.954	193



ADAC GT Masters

Lap analysis Free Practice 1



Provisional

Nürburgring Grand Prix Circuit, Length: 5137 m

Air temperature: 11.7°C

Track temperature: 17.9°C

Weather condition: Dry



Reg. Nr.: 279/12

Friday 14.9.2012 09:00



Lap	Time	SE1	SP1	SE2	SP2	SE3	SP3	Lap	Time	SE1	SP1	SE2	SP2	SE3	SP3
8	1:58.975	56.164	229	43.696	245	19.115	194	21	1:58.987	56.321	227	43.484	250	19.182	195
9	1:58.677	56.119	230	43.431	246	19.127	194	22	1:59.314	56.749	227	43.356	248	19.209	192
10	2:05.650	56.548	219	44.726	246	24.376		23	1:59.190	56.615	227	43.607	250	18.968	194
11	7:05.873	6:02.424	227	44.045	247	19.404	191	24	1:59.330	56.428	229	43.632	251	19.270	193
12	1:59.686	56.253	228	43.737	245	19.696	191	25	2:10.113	1:00.696	225	43.952	250	25.465	
13	2:10.697	1:01.725	205	44.791	249	24.181									

7 Christiaan Frankenhou, NLD/ Kenneth Heyer, DEU

theoretical besttime: 1:57.353

1	3:05.958	1:46.575	167	55.825	132	23.558	184	13	2:01.320	58.018	223	44.397	234	18.905	191
2	2:10.084	1:01.119	198	46.808	186	22.157	188	14	2:03.452	56.286	224	43.771	220	23.395	191
3	2:01.716	57.606	222	44.890	240	19.220	189	15	1:58.878	56.641	226	43.432	242	18.805	190
4	2:00.803	57.080	224	44.481	241	19.242	189	16	2:05.796	55.978	225	47.653	223	22.165	189
5	2:11.079	57.078	222	44.611	242	29.390		17	1:57.986	55.980	226	43.281	242	18.725	190
6	6:13.419	5:06.848	222	46.383	227	20.188	189	18	1:59.076	56.265	226	43.487	241	19.324	190
7	1:59.607	56.744	225	43.940	241	18.923	189	19	2:03.372	55.715	226	43.570	242	24.087	
8	1:59.593	56.386	225	44.247	241	18.960	189	20	4:58.292	3:56.001	223	43.441	241	18.850	190
9	1:58.971	56.442	225	43.584	241	18.945	190	21	1:57.536	55.708	224	43.033	243	18.795	190
10	1:59.183	56.390	225	43.873	242	18.920	189	22	1:57.953	55.874	225	43.191	243	18.888	190
11	2:08.494	56.940	219	44.990	243	26.564		23	1:57.542	55.840	225	43.090	243	18.612	190
12	7:53.078	6:43.719	174	48.791	176	20.568	190								

8 Dominik Baumann, AUT/ Harald Proczyk, AUT

theoretical besttime: 1:57.887

1	3:14.201	2:03.628	171	49.752	234	20.821	186	14	2:08.841	56.094	224	43.653	241	29.094	
2	2:05.354	58.510	221	45.173	187	21.671	189	15	6:15.309	5:05.314	119	49.122	236	20.873	189
3	2:01.361	57.458	224	44.120	222	19.783	190	16	2:01.144	57.923	223	44.212	241	19.009	189
4	1:59.054	56.245	225	43.667	242	19.142	189	17	1:58.441	56.275	225	43.262	242	18.904	189
5	2:01.398	57.063	225	43.950	240	20.385	189	18	1:58.939	55.803	226	43.382	243	19.754	190
6	1:58.261	55.923	225	43.511	241	18.827	189	19	2:03.195	56.176	224	43.315	241	23.704	
7	2:04.955	56.238	226	44.285	241	24.432		20	5:51.784	4:47.665	222	44.812	240	19.307	189
8	6:06.328	5:01.784	216	44.982	239	19.562	188	21	1:59.451	56.168	224	44.080	240	19.203	190
9	1:59.988	56.819	224	44.010	241	19.159	189	22	1:59.062	56.287	223	43.394	242	19.381	190
10	1:58.927	56.331	225	43.527	242	19.069	188	23	2:02.994	56.148	223	43.767	196	23.079	190
11	1:58.384	55.981	225	43.465	242	18.938	189	24	1:58.254	56.112	224	43.313	243	18.829	189
12	1:59.335	56.543	224	43.799	242	18.993	190	25	2:08.967	57.249	219	45.988	242	25.730	
13	1:58.156	56.069	225	43.265	241	18.822	190								

9 Maximilian Buhk, DEU/ Andreas Simonsen, SWE

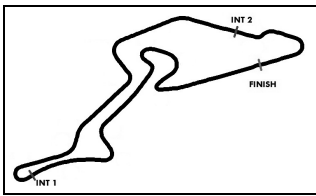
theoretical besttime: 1:56.930

1	3:34.491	2:24.780	167	49.161	236	20.550	187	15	2:04.775	56.724	228	48.276	201	19.775	190
2	2:03.310	58.734	225	45.018	239	19.558	189	16	2:05.054	55.975	227	43.938	243	25.141	
3	2:01.572	57.683	226	44.700	240	19.189	189	17	4:52.861	3:40.993	140	52.156	237	19.712	190
4	2:00.810	57.447	225	44.337	240	19.026	190	18	2:04.345	56.936	225	46.468	241	20.941	191
5	1:59.642	56.631	226	43.984	241	19.027	189	19	1:57.918	55.770	226	43.380	243	18.768	190
6	1:59.357	56.440	226	43.852	241	19.065	189	20	1:57.304	55.657	227	42.976	242	18.671	191
7	2:02.208	56.752	226	43.897	241	21.559	189	21	1:56.930	55.405	228	42.920	242	18.605	191
8	1:59.604	56.423	226	44.209	241	18.972	189	22	2:06.724	55.485	227	45.144	242	26.095	
9	2:03.869	56.530	226	43.688	242	23.651		23	3:21.566	2:15.768	225	46.885	241	18.913	189
10	4:08.716	3:05.009	225	44.497	242	19.210	189	24	1:59.882	56.358	225	43.670	243	19.854	189
11	1:59.420	56.770	226	43.623	242	19.027	189	25	2:00.820	58.268	226	43.386	243	19.166	190
12	1:59.410	56.864	227	43.518	243	19.028	189	26	1:59.089	56.888	223	43.418	243	18.783	189
13	1:58.757	56.437	226	43.437	243	18.883	189	27	2:11.317	1:03.872	224	43.748	243	23.697	
14	1:58.993	56.057	228	43.876	243	19.060	191								

10 Lance David Arnold, DEU/ Alexandros Margaritis, GRC

theoretical besttime: 1:57.997

1	3:18.662	2:08.687	158	49.272	225	20.703	182	14	1:59.929	56.649	224	44.070	239	19.210	189
2	2:04.829	58.326	205	45.004	230	21.499	189	15	1:58.812	56.383	224	43.367	242	19.062	189
3	1:59.697	56.740	223	44.013	239	18.944	190	16	1:58.297	55.967	225	43.599	242	18.731	189
4	1:58.707	56.124	225	43.599	240	18.984	189	17	2:03.702	56.324	225	43.635	242	23.743	
5	2:00.597	56.393	223	44.168	241	20.036	190	18	4:43.213	3:35.368	222	45.378	164	22.467	188
6	1:58.894	56.272	225	43.719	241	18.903	190	19	1:59.816	56.495	225	44.344	241	18.977	189
7	1:59.667	56.377	225	43.605	242	19.685	188	20	2:00.297	56.613	225	44.064	241	19.620	188
8	2:05.817	57.469	221	44.259	240	24.089		21	1:59.289	56.442	225	43.899	243	18.948	188
9	5:41.175	4:37.775	220	44.137	240	19.263	189	22	1:58.441	56.157	224	43.519	244	18.765	190



ADAC GT Masters

Lap analysis Free Practice 1

Provisional



Nürburgring Grand Prix Circuit, Length: 5137 m

Air temperature: 11.7°C

Track temperature: 17.9°C

Weather condition: Dry

DMSB Reg. Nr.: 279/12
Deutscher Motor Sport Bund e.V.

Friday 14.9.2012 09:00



Lap	Time	SE1	SP1	SE2	SP2	SE3	SP3	Lap	Time	SE1	SP1	SE2	SP2	SE3	SP3
10	1:58.826	56.400	224	43.299	241	19.127	189	23	2:00.453	57.066	222	44.418	241	18.969	188
11	1:58.974	56.311	224	43.589	241	19.074	188	24	2:00.284	56.431	224	43.673	243	20.180	187
12	2:04.551	56.125	224	43.615	241	24.811		25	2:11.084	56.542	224	44.055	226	30.487	
13	7:46.143	6:38.080	167	48.446	229	19.617	188								

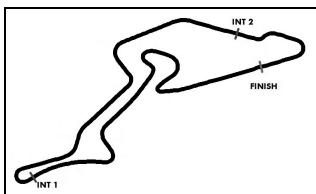
11 Raffael Bader, CHE/ David Mengesdorf, DEU								theoretical besttime: 1:59.052							
1	3:28.184	2:17.132	165	49.533	225	21.519	184	14	2:05.010	56.467	224	44.226	241	24.317	
2	2:12.066	1:00.223	199	45.310	237	26.533		15	5:57.855	4:50.842	160	46.759	237	20.254	188
3	4:40.870	3:36.288	220	44.481	217	20.101	189	16	2:01.143	57.335	218	44.326	240	19.482	189
4	2:00.136	57.090	220	44.105	239	18.941	189	17	2:01.360	57.066	220	44.287	240	20.007	189
5	1:59.641	56.573	221	43.785	239	19.283	189	18	2:00.073	56.774	221	43.908	239	19.391	188
6	1:59.571	56.655	223	43.833	239	19.083	188	19	2:00.608	57.185	223	43.965	241	19.458	188
7	2:02.670	56.918	220	44.699	213	21.053	189	20	2:02.452	56.812	213	45.347	216	20.293	189
8	1:59.537	56.718	224	43.644	241	19.175	187	21	2:01.173	56.985	201	44.904	239	19.284	189
9	2:08.008	57.188	221	45.533	238	25.287		22	2:00.485	57.154	221	43.911	240	19.420	189
10	3:54.814	2:51.503	222	43.936	239	19.375	189	23	2:00.858	57.213	206	44.410	239	19.235	188
11	1:59.586	56.620	223	43.731	240	19.235	189	24	2:02.827	57.923	215	44.285	240	20.619	188
12	2:00.016	57.000	213	43.942	239	19.074	189	25	2:10.273	58.420	215	44.489	240	27.364	
13	1:59.899	56.899	223	43.759	240	19.241	189								

12 Oleg Petrishin, RUS/ Sergey Afanasiev, RUS								theoretical besttime: 1:59.125							
1	3:43.456	2:23.607	130	54.680	220	25.169	184	13	2:48.871	1:25.668	94	55.562	220	27.641	
2	2:14.169	1:02.009	191	48.133	168	24.027	186	14	9:47.482	8:33.866	200	51.244	214	22.372	183
3	2:04.429	58.907	205	45.581	233	19.941	188	15	2:13.169	1:03.787	211	48.130	233	21.252	182
4	2:00.964	57.413	219	44.330	239	19.221	188	16	2:11.745	1:01.376	214	48.126	221	22.243	184
5	2:00.551	57.223	218	44.149	238	19.179	189	17	2:10.253	1:00.792	212	48.378	221	21.083	185
6	1:59.817	56.874	222	43.652	239	19.291	190	18	2:11.829	1:01.705	195	49.078	231	21.046	183
7	1:59.212	56.450	223	43.570	239	19.192	189	19	2:09.275	1:00.591	213	48.029	234	20.655	183
8	2:10.702	56.911	191	44.957	240	28.834		20	2:09.063	1:00.801	209	47.354	236	20.908	183
9	5:14.942	4:11.306	219	44.261	238	19.375	188	21	2:09.039	1:00.705	212	47.572	232	20.762	185
10	1:59.651	56.756	222	43.696	239	19.199	188	22	2:11.184	1:02.988	214	47.145	235	21.051	184
11	1:59.771	56.960	222	43.706	238	19.105	188	23	2:08.614	59.991	209	47.542	232	21.081	186
12	2:01.332	58.364	222	43.791	240	19.177	190	24	2:24.130	1:00.284	210	47.934	236	35.912	

14 Fredy Barth, CHE/ Robert Bell, GBR				theoretical besttime:			
1	2:32.154	151	1:06.637	57			

15 Swen Dolenc, DEU/ Martin Ragginger, AUT								theoretical besttime: 1:57.950							
1	2:28.364	1:22.348	196	46.111	243	19.905	191	11	2:07.215	57.789	226	44.545	246	24.881	
2	2:01.403	57.438	226	44.371	222	19.594	191	12	3:15.621	2:12.063	228	44.237	246	19.321	191
3	1:59.269	56.412	228	43.638	245	19.219	191	13	1:59.645	56.680	228	43.868	246	19.097	191
4	1:58.087	55.910	227	43.342	245	18.835	192	14	2:00.158	56.458	226	44.237	246	19.463	192
5	1:58.041	55.790	229	43.325	246	18.926	192	15	2:00.483	57.255	227	44.147	246	19.081	192
6	1:58.314	56.027	226	43.424	246	18.863	192	16	2:03.891	57.614	228	46.499	246	19.778	192
7	2:05.703	56.338	224	43.583	246	25.782		17	1:59.909	56.697	229	44.149	246	19.063	191
8	3:51.715	2:47.916	223	44.459	245	19.340	191	18	2:00.372	56.787	228	44.377	245	19.208	192
9	2:01.579	58.101	228	43.969	245	19.509	190	19	2:04.924	56.694	230	43.942	246	24.288	
10	2:02.953	57.984	228	45.506	245	19.463	192								

16 Andrina Gugger, CHE/ Otto Klohs, DEU								theoretical besttime: 2:01.617							
1	3:03.749	1:37.936	146	55.761	197	30.052		15	2:03.980	58.966	220	44.838	245	20.176	191
2	3:59.139	2:49.633	188	47.729	220	21.777	188	16	2:02.646	58.309	224	44.680	245	19.657	192
3	2:06.422	59.845	215	46.334	244	20.243	191	17	2:01.907	57.607	224	44.532	245	19.768	192
4	2:04.082	58.530	220	45.646	244	19.906	190	18	2:04.145	59.464	221	44.898	247	19.783	192
5	2:03.095	58.066	220	45.136	243	19.893	191	19	2:02.119	57.835	226	44.607	245	19.677	192
6	2:04.992	58.476	220	45.772	243	20.744	190	20	2:09.715	58.404	217	45.389	246	25.922	
7	2:03.047	58.267	218	45.004	245	19.776	191	21	3:12.651	2:07.696	207	45.290	245	19.665	192
8	2:08.592	57.585	225	45.132	245	25.875		22	2:02.953	57.976	223	45.237	247	19.740	192
9	4:03.040	2:58.201	223	44.993	244	19.846	191	23	2:02.060	57.647	227	44.578	247	19.835	192
10	2:02.727	58.114	224	44.819	245	19.794	190	24	2:04.538	57.428	224	46.512	235	20.598	191
11	2:02.973	58.221	218	45.013	245	19.739	191	25	2:07.033	59.870	212	46.318	247	20.845	192
12	2:02.404	57.795	220	44.862	246	19.747	192	26	2:02.888	58.096	222	45.066	247	19.726	191



ADAC GT Masters

Lap analysis Free Practice 1



Provisional

Nürburgring Grand Prix Circuit, Length: 5137 m

Air temperature: 11.7°C

Track temperature: 17.9°C

Weather condition: Dry

DMSB Reg. Nr.: 279/12
Deutscher Motor-Sport Bund e.V.

Friday 14.9.2012 09:00

**ADAC Masters
Weekend**

Lap	Time	SE1	SP1	SE2	SP2	SE3	SP3	Lap	Time	SE1	SP1	SE2	SP2	SE3	SP3
13	2:08.898	58.333	198	45.313	242	25.252		27	2:17.524	1:02.758	210	46.781	237	27.985	
14	3:39.989	2:32.476	196	46.520	241	20.993	191								

17 Remo Lips, CHE/ Frank Schmickler, DEU

theoretical besttime: 2:00.414

1	4:06.072	2:42.702	143	58.073	152	25.297	178	7	2:06.416	57.763	222	44.975	243	23.678	
2	2:22.708	1:09.888	176	50.745	163	22.075	187	8	5:20.034	4:14.328	211	45.724	244	19.982	191
3	2:18.499	1:07.403	137	50.445	213	20.651	189	9	2:01.938	57.163	212	45.191	246	19.584	192
4	2:02.658	58.590	221	44.768	244	19.300	189	10	2:01.017	57.326	224	44.432	245	19.259	190
5	2:00.987	57.614	222	44.270	244	19.103	190	11	2:14.888	57.267	226	44.240	244	33.381	33
6	2:00.632	57.192	218	44.429	244	19.011	191	12	3:28.866	2:05.952	167	52.074	204	30.840	

18 Toni Seiler, CHE/ Frank Kechele, DEU

theoretical besttime: 1:57.329

1	3:17.543	2:01.925	120	53.378	206	22.240	185	14	1:59.612	56.668	226	43.954	244	18.990	192
2	2:07.647	1:00.765	180	45.861	237	21.021	191	15	1:59.859	56.326	225	44.288	240	19.245	192
3	2:04.720	58.977	218	46.053	241	19.690	190	16	1:58.863	56.467	227	43.485	246	18.911	192
4	2:02.832	57.839	224	45.132	242	19.861	191	17	2:11.933	56.404	227	48.070	162	27.459	
5	2:12.620	58.413	223	45.345	243	28.862		18	4:51.214	3:47.515	217	44.506	245	19.193	192
6	4:09.661	3:03.727	216	45.731	244	20.203	189	19	2:00.176	56.704	189	44.576	245	18.896	192
7	2:02.501	58.341	226	44.727	245	19.433	189	20	1:57.569	55.624	229	42.988	247	18.957	191
8	2:02.091	58.545	229	44.407	245	19.139	192	21	1:57.892	55.719	229	43.085	248	19.088	191
9	1:59.016	56.572	228	43.574	246	18.870	192	22	1:57.829	55.709	227	43.059	247	19.061	192
10	2:06.732	56.290	228	43.686	246	26.756		23	2:01.118	58.268	226	43.761	246	19.089	192
11	8:14.009	7:02.287	168	50.848	218	20.874	189	24	1:57.615	55.839	227	43.059	247	18.717	191
12	2:05.262	1:00.660	201	45.251	244	19.351	190	25	2:05.720	56.598	228	43.379	248	25.743	
13	2:01.155	57.398	225	44.596	245	19.161	191								

20 Claudia Hürtgen, DEU/ Dominik Schwager, DEU

theoretical besttime: 1:57.274

1	2:57.055	1:45.432	178	49.272	229	22.351	182	12	2:04.047	56.827	220	43.505	240	23.715	
2	2:03.525	58.754	215	44.943	229	19.828	186	13	4:03.747	2:57.784	218	46.695	235	19.268	188
3	2:00.108	56.901	219	43.855	239	19.352	186	14	1:59.893	57.092	221	43.772	240	19.029	188
4	1:59.036	56.430	218	43.604	238	19.002	187	15	1:58.561	56.424	214	43.405	239	18.732	187
5	1:58.208	56.054	220	43.344	237	18.810	187	16	1:57.464	56.027	222	42.784	240	18.653	188
6	2:08.894	56.430	222	44.139	239	28.325		17	1:57.849	56.044	221	43.158	240	18.647	187
7	4:55.334	3:51.309	217	44.392	239	19.633	186	18	2:05.106	55.843	223	44.943	239	24.320	
8	1:59.723	56.931	220	43.931	238	18.861	188	19	6:17.354	5:14.641	221	43.654	240	19.059	189
9	1:58.560	56.278	222	43.483	240	18.799	186	20	1:58.597	56.306	219	43.188	241	19.103	188
10	1:58.238	56.237	220	43.309	241	18.692	187	21	2:37.087	1:07.762	152	55.822	189	33.503	
11	1:58.789	56.369	222	43.437	238	18.983	188								

21 Edward Sandström, SWE/ Christopher Mies, DEU

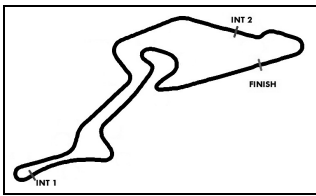
theoretical besttime: 1:57.734

1	32:17.453	31:06.074	157	50.530	187	20.849	187	8	1:57.875	55.979	221	43.286	239	18.610	190
2	2:01.569	57.799	219	43.975	240	19.795	188	9	2:04.016	56.319	200	44.161	239	23.536	
3	1:59.207	56.356	219	43.702	238	19.149	188	10	3:45.490	2:39.672	215	44.857	239	20.961	185
4	1:58.062	56.066	220	43.349	241	18.647	191	11	2:05.111	58.028	214	47.538	239	19.545	186
5	1:57.986	55.847	221	43.413	238	18.726	190	12	2:00.274	56.997	220	43.775	242	19.502	187
6	2:02.860	56.025	222	43.277	241	23.558		13	2:00.394	57.563	219	43.763	240	19.068	188
7	4:29.427	3:27.194	220	43.479	238	18.754	190								

22 Carsten Tilke, DEU/ Christian Abt, DEU

theoretical besttime: 1:58.136

1	3:10.452	2:01.851	168	48.530	236	20.071	188	13	5:10.543	4:06.320	221	44.512	240	19.711	189
2	2:08.722	58.088	218	48.335	141	22.299	189	14	2:02.535	58.113	221	44.847	239	19.575	187
3	2:00.438	57.292	221	44.107	239	19.039	190	15	2:02.324	57.658	221	44.741	240	19.925	184
4	1:59.297	56.646	222	43.739	240	18.912	190	16	2:02.114	57.915	222	44.735	239	19.464	190
5	2:15.310	59.745	180	44.968	239	30.597		17	2:02.214	58.051	222	44.383	235	19.780	188
6	4:55.674	3:46.421	200	48.631	223	20.622	185	18	2:32.038	57.220	222	1:04.339	152	30.479	
7	2:05.390	59.486	200	45.931	238	19.973	188	19	5:19.891	4:15.525	211	45.042	239	19.324	190
8	2:05.181	59.256	214	45.918	239	20.007	188	20	1:59.047	56.463	221	43.821	241	18.763	189
9	2:03.167	58.493	219	44.910	239	19.764	188	21	1:58.544	56.303	223	43.433	241	18.808	189
10	2:02.674	58.183	222	44.697	240	19.794	189	22	1:58.190	56.065	222	43.308	241	18.817	189
11	2:02.480	58.000	221	44.720	239	19.760	187	23	2:00.126	56.594	218	44.176	241	19.356	190
12	2:11.974	57.659	221	46.424	236	27.891		24	2:13.934	56.370	220	43.373	242	34.191	



ADAC GT Masters

Lap analysis Free Practice 1

Provisional



Nürburgring Grand Prix Circuit, Length: 5137 m

Air temperature: 11.7°C

Track temperature: 17.9°C

Weather condition: Dry

DMSB Reg. Nr.: 279/12
Deutscher Motor Sport Bund e.V.

Friday 14.9.2012 09:00



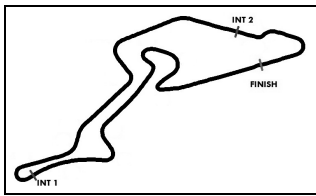
Lap	Time	SE1	SP1	SE2	SP2	SE3	SP3	Lap	Time	SE1	SP1	SE2	SP2	SE3	SP3
23 Fredrik Lestrup, SWE/ Daniel Roos, SWE								theoretical besttime: 1:57.734							
1	3:09.779	1:52.535	144	53.624	157	23.620	180	13	2:01.080	57.409	221	44.493	238	19.178	186
2	2:18.361	1:05.287	113	52.348	236	20.726	186	14	2:00.134	57.096	221	44.128	238	18.910	186
3	2:05.527	59.557	194	46.065	236	19.905	186	15	2:02.574	56.878	218	46.425	239	19.271	186
4	2:04.113	58.171	205	46.179	237	19.763	185	16	2:06.222	56.723	220	43.934	239	25.565	
5	2:01.439	57.613	213	44.617	238	19.209	186	17	4:17.815	3:12.347	206	46.112	238	19.356	188
6	2:03.199	58.704	218	44.832	238	19.663	187	18	1:59.798	56.990	218	44.093	238	18.715	188
7	2:06.997	57.670	217	44.870	238	24.457		19	1:58.825	56.549	220	43.566	238	18.710	186
8	9:11.866	8:07.686	216	44.647	237	19.533	186	20	1:58.542	56.233	220	43.506	237	18.803	188
9	2:01.967	57.856	217	44.710	238	19.401	186	21	1:57.734	55.839	221	43.243	240	18.652	188
10	2:03.042	57.683	218	45.045	240	20.314	186	22	1:58.508	56.390	221	43.279	239	18.839	186
11	2:06.095	57.524	218	44.384	238	24.187		23	1:58.386	56.244	219	43.440	239	18.702	186
12	4:43.411	3:37.165	219	46.545	238	19.701	186	24	2:11.725	1:01.459	220	44.669	240	25.597	

25 Georg Engelhardt, DEU/ Marco Seefried, DEU								theoretical besttime: 1:58.250							
1	3:21.676	2:00.134	138	57.974	183	23.568	172	12	2:00.858	57.032	220	44.321	246	19.505	192
2	2:11.513	1:01.776	205	47.813	213	21.924	169	13	2:01.370	57.328	220	44.712	246	19.330	192
3	2:18.732	1:01.384	219	46.867	236	30.481		14	2:05.990	56.934	226	44.564	246	24.492	
4	2:32.454	1:18.184	220	45.473	236	28.797		15	5:51.591	4:47.018	222	44.940	242	19.633	193
5	9:39.084	8:33.255	221	45.951	244	19.878	191	16	2:01.370	56.770	230	44.281	247	20.319	192
6	2:13.679	57.849	228	55.427	240	20.403	189	17	2:01.170	57.149	227	44.561	247	19.460	193
7	2:02.511	57.786	211	45.163	247	19.562	192	18	2:08.752	57.071	215	45.837	219	25.844	
8	2:03.482	58.703	215	45.143	246	19.636	192	19	3:27.028	2:24.138	229	43.668	248	19.222	193
9	2:01.392	57.462	225	44.455	247	19.475	191	20	1:58.714	55.921	230	43.605	247	19.188	193
10	2:01.791	57.286	210	45.031	248	19.474	193	21	1:58.710	56.381	226	43.518	248	18.811	194
11	2:01.473	57.500	225	44.589	246	19.384	192	22	2:12.780	56.611	227	43.991	216	32.178	

26 Rene Bourdeaux, DEU/ Alfred Renauer, DEU								theoretical besttime: 1:59.755							
1	4:23.543	3:03.792	118	55.603	182	24.148	138	13	2:01.178	57.019	225	44.647	247	19.512	194
2	2:09.628	1:03.499	194	45.779	246	20.350	193	14	2:07.430	57.268	228	44.483	247	25.679	
3	2:06.096	59.634	199	46.290	234	20.172	192	15	6:17.115	5:10.411	218	46.392	241	20.312	192
4	2:01.458	57.539	223	44.384	248	19.535	194	16	2:00.433	57.204	229	43.758	249	19.471	193
5	2:00.690	56.762	224	44.482	247	19.446	194	17	2:00.876	56.726	196	44.805	248	19.345	193
6	2:00.620	56.941	228	44.204	246	19.475	194	18	2:14.336	58.428	201	44.458	248	31.450	
7	2:12.992	57.272	225	45.348	194	30.372		19	4:41.566	3:37.635	229	44.239	248	19.692	193
8	5:57.660	4:52.952	224	44.906	247	19.802	193	20	2:00.749	57.321	226	43.993	249	19.435	193
9	2:03.844	58.199	212	46.086	247	19.559	193	21	2:00.058	56.862	228	43.804	249	19.392	193
10	2:01.416	57.350	226	44.452	248	19.614	193	22	2:00.001	56.824	229	43.906	250	19.271	193
11	2:08.656	57.136	228	45.366	210	26.154		23	2:17.042	59.659	181	46.031	243	31.352	
12	5:24.801	4:20.456	226	44.619	247	19.726	194								

27 Henry Zumbink, NLD/ Heinz-Harald Frentzen, DEU								theoretical besttime: 1:58.174							
1	4:23.586	3:10.079	150	50.235	210	23.272	184	13	5:20.786	4:15.076	202	45.574	219	20.136	191
2	2:15.406	59.796	210	44.999	218	30.611		14	2:01.086	57.410	220	44.185	246	19.491	190
3	5:48.541	4:40.886	209	47.951	241	19.704	186	15	2:01.335	56.804	221	44.922	241	19.609	191
4	1:59.947	57.055	223	43.882	244	19.010	189	16	2:00.850	56.757	221	43.980	247	20.113	191
5	1:59.864	56.415	226	44.485	240	18.964	189	17	2:02.267	57.013	216	44.397	248	20.857	131
6	1:58.174	55.933	226	43.486	244	18.755	189	18	2:03.772	59.841	211	44.545	244	19.386	192
7	2:11.915	56.998	183	45.766	210	29.151		19	2:01.252	56.660	219	45.302	246	19.290	191
8	6:00.393	4:47.969	191	48.808	217	23.616	174	20	1:59.582	56.675	223	43.791	247	19.116	192
9	2:04.536	58.841	204	45.355	242	20.340	189	21	2:00.081	56.498	209	44.298	247	19.285	193
10	2:02.284	57.558	220	45.051	244	19.675	189	22	2:01.764	57.742	212	44.255	248	19.767	191
11	2:03.435	58.233	211	45.253	244	19.949	191	23	1:59.287	56.496	222	43.879	247	18.912	191
12	2:17.331	57.936	213	44.974	244	34.421									

28 Diego Alessi, ITA/ Daniel Keilwitz, DEU								theoretical besttime: 1:56.510							
1	3:13.126	1:44.385	137	1:00.202	171	28.539		12	1:57.476	56.007	229	43.052	247	18.417	193
2	2:50.546	1:35.914	161	48.840	195	25.792		13	2:00.698	55.239	229	42.854	249	22.605	193
3	4:03.053	2:54.405	212	44.688	246	23.960		14	2:01.743	55.460	226	43.096	247	23.187	
4	3:54.988	2:51.770	226	44.206	247	19.012	192	15	4:40.886	3:36.904	219	44.818	246	19.164	193
5	1:58.207	56.241	229	43.315	247	18.651	193	16	2:04.289	55.885	226	43.818	245	24.586	193



ADAC GT Masters

Lap analysis Free Practice 1

Provisional



Nürburgring Grand Prix Circuit, Length: 5137 m

Air temperature: 11.7°C

Track temperature: 17.9°C

Weather condition: Dry



Reg. Nr.: 279/12

Friday 14.9.2012 09:00

**ADAC Masters
Weekend**

Lap	Time	SE1	SP1	SE2	SP2	SE3	SP3	Lap	Time	SE1	SP1	SE2	SP2	SE3	SP3
6	1:58.388	56.088	228	43.599	248	18.701	193	17	1:58.075	55.862	229	43.384	248	18.829	193
7	1:58.104	56.140	229	43.401	247	18.563	192	18	2:05.450	57.407	211	44.594	246	23.449	
8	2:02.643	55.856	228	43.174	248	23.613		19	4:08.633	3:02.710	227	44.325	246	21.598	191
9	6:14.344	5:02.462	182	50.043	182	21.839	186	20	1:57.661	55.794	228	43.243	249	18.624	191
10	2:09.131	1:02.962	202	46.448	244	19.721	190	21	2:05.367	55.794	227	45.250	227	24.323	193
11	2:01.026	57.317	227	44.630	246	19.079	192	22	2:15.095	56.881	228	44.167	224	34.047	

29 Robert Renauer, DEU/ Nicolas Armindo, FRA

theoretical besttime: 1:58.512

1	2:36.213	1:24.509	189	49.451	177	22.253	189	14	5:12.765	4:07.944	203	44.973	245	19.848	191
2	2:05.967	59.598	209	44.887	211	21.482	191	15	2:00.536	57.587	216	43.841	245	19.108	191
3	2:03.453	58.768	198	44.916	244	19.769	191	16	1:59.552	56.797	221	43.712	247	19.043	191
4	1:58.795	56.179	226	43.674	244	18.942	192	17	1:59.624	57.026	222	43.690	246	18.908	191
5	2:06.715	56.822	202	44.396	229	25.497		18	1:59.698	56.707	224	43.932	245	19.059	191
6	4:04.963	2:57.827	223	48.005	206	19.131	190	19	1:59.453	56.748	222	43.657	245	19.048	191
7	1:58.598	56.182	227	43.479	244	18.937	191	20	2:00.556	56.943	199	44.536	246	19.077	191
8	2:05.671	56.622	225	44.867	244	24.182		21	1:59.805	56.854	183	43.933	245	19.018	191
9	5:10.413	4:05.191	226	45.205	229	20.017	191	22	1:59.294	56.699	226	43.571	246	19.024	192
10	2:39.009	56.570	225	43.774	244	58.665	173	23	2:02.023	58.701	219	44.209	246	19.113	192
11	2:01.251	57.041	217	44.483	244	19.727	189	24	1:59.277	56.618	225	43.671	246	18.988	192
12	1:58.745	56.252	227	43.639	244	18.854	189	25	1:59.096	56.535	224	43.540	246	19.021	192
13	2:07.641	56.453	205	45.140	200	26.048		26	2:14.135	57.800	218	48.857	246	27.478	

32 Ferdinand Stuck, AUT/ Johannes Stuck, AUT

theoretical besttime: 1:56.873

1	2:35.407	1:25.976	189	47.948	226	21.483	187	13	4:34.663	3:29.842	214	45.707	239	19.114	190
2	2:00.898	57.799	220	43.873	242	19.226	189	14	2:01.849	56.886	224	44.650	208	20.313	190
3	1:58.822	56.252	222	43.500	242	19.070	192	15	1:56.873	55.486	225	42.877	241	18.510	190
4	1:59.214	57.241	222	43.160	241	18.813	190	16	1:57.070	55.569	225	42.925	242	18.576	190
5	1:57.495	55.710	224	43.175	242	18.610	189	17	1:57.693	55.761	225	42.995	243	18.937	190
6	2:05.027	56.020	224	43.241	241	25.766		18	1:57.977	55.992	225	43.103	241	18.882	188
7	3:34.243	2:31.393	221	43.660	238	19.190	188	19	2:08.489	56.044	225	45.250	184	27.195	
8	1:58.464	56.225	223	43.234	240	19.005	189	20	4:42.756	3:39.563	222	43.700	237	19.493	187
9	1:58.655	56.135	224	43.325	241	19.195	190	21	1:59.099	56.347	216	43.934	239	18.818	188
10	1:58.574	56.258	225	43.446	242	18.870	189	22	1:58.505	56.054	217	43.571	239	18.880	188
11	1:58.439	56.344	224	43.285	242	18.810	189	23	2:04.792	57.062	223	43.527	240	24.203	
12	2:03.399	56.394	223	43.342	242	23.663									

33 Kristian Poulsen, DEN/ Christoffer Nygaard, DEN

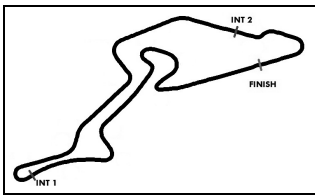
theoretical besttime: 1:57.559

1	3:31.712	1:57.786	120	1:02.998	191	30.928		11	1:59.774	56.880	224	43.830	240	19.064	187
2	4:36.496	3:12.906	141	1:00.027	157	23.563	184	12	2:00.372	57.300	213	44.057	241	19.015	188
3	2:21.916	1:12.370	156	50.019	238	19.527	187	13	2:03.477	56.616	223	43.814	242	23.047	
4	2:03.552	59.870	220	44.520	240	19.162	187	14	4:45.178	3:41.277	223	44.542	240	19.359	189
5	2:01.979	57.919	223	44.867	239	19.193	187	15	2:00.430	56.640	224	44.695	241	19.095	189
6	2:00.618	57.359	223	44.106	240	19.153	188	16	1:58.334	56.125	224	43.389	241	18.820	190
7	2:00.225	57.337	223	43.707	240	19.181	188	17	1:58.209	55.925	223	43.197	241	19.087	190
8	2:00.919	57.655	224	44.068	241	19.196	186	18	1:57.649	55.901	224	43.057	241	18.691	190
9	2:05.124	57.098	223	44.017	240	24.009		19	5:45.697	55.811	224	4:19.028	150	30.858	
10	5:15.915	4:12.935	223	43.871	241	19.109	186								

34 Max Sandritter, DEU/ Philip Geipel, DEU

theoretical besttime: 2:00.457

1	2:44.888	1:29.157	157	53.356	174	22.375	186	14	6:10.146	5:03.364	194	46.318	224	20.464	192
2	2:17.872	1:03.221	198	46.280	211	28.371		15	2:02.207	58.199	215	44.614	250	19.394	191
3	4:05.041	3:00.666	211	44.823	247	19.552	194	16	2:01.685	57.798	224	44.374	249	19.513	193
4	2:01.540	57.627	222	44.463	247	19.450	194	17	2:01.200	57.380	212	44.463	250	19.357	191
5	2:01.855	57.287	222	45.175	246	19.393	193	18	2:01.614	57.961	219	44.338	249	19.315	190
6	2:02.168	57.350	222	45.403	247	19.415	195	19	2:01.439	57.466	214	44.645	249	19.328	194
7	2:00.974	57.364	222	44.256	247	19.354	194	20	2:13.467	1:01.150	198	46.629	248	25.688	
8	2:07.098	57.471	220	44.265	248	25.362		21	4:16.245	3:11.885	134	44.946	251	19.414	193
9	5:12.990	4:09.788	226	44.018	249	19.184	193	22	2:02.058	57.714	214	45.192	250	19.152	194
10	2:02.851	57.598	224	44.337	248	20.916	184	23	2:02.355	58.405	225	44.653	250	19.297	194
11	2:01.556	57.551	223	44.422	247	19.583	194	24	2:00.925	57.366	231	44.394	250	19.165	194
12	2:00.778	57.345	223	44.165	248	19.268	192	25	2:24.277	1:02.099	196	45.373	219	36.805	
13	2:08.164	57.448	220	44.477	246	26.239									



ADAC GT Masters

Lap analysis Free Practice 1

Provisional



Nürburgring Grand Prix Circuit, Length: 5137 m

Air temperature: 11.7°C

Track temperature: 17.9°C

Weather condition: Dry

DMSB Deutscher Motor Sport Bund e.V. Reg. Nr.: 279/12

Friday 14.9.2012 09:00

**ADAC Masters
Weekend**

Lap	Time	SE1	SP1	SE2	SP2	SE3	SP3	Lap	Time	SE1	SP1	SE2	SP2	SE3	SP3
-----	------	-----	-----	-----	-----	-----	-----	-----	------	-----	-----	-----	-----	-----	-----

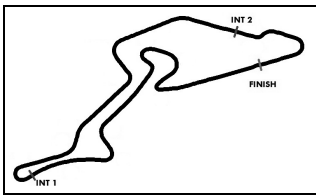
36 Christian Engelhart, DEU/ Nick Tandy, GBR								theoretical besttime: 1:59.243							
1	6:18.546	5:04.845	157	51.416	195	22.285	181	13	2:00.180	56.942	221	44.049	243	19.189	189
2	2:14.593	1:04.889	167	48.710	221	20.994	183	14	2:00.208	56.712	225	44.261	243	19.235	190
3	2:21.005	1:06.976	151	50.713	183	23.316	187	15	2:10.296	57.746	222	44.726	242	27.824	
4	2:02.262	58.167	211	44.593	240	19.502	188	16	6:00.286	4:56.245	217	44.592	242	19.449	191
5	2:00.655	57.281	223	44.213	242	19.161	189	17	2:00.042	56.522	225	44.357	242	19.163	190
6	2:23.338	1:05.943	149	48.342	189	29.053		18	1:59.353	56.486	226	43.730	244	19.137	189
7	5:11.968	4:06.713	222	45.033	207	20.222	190	19	1:59.675	56.862	225	43.786	245	19.027	189
8	2:00.195	56.998	226	44.043	243	19.154	189	20	1:59.669	56.744	224	43.878	245	19.047	190
9	2:00.136	56.763	225	44.171	242	19.202	189	21	2:00.924	56.697	223	44.920	243	19.307	189
10	1:59.572	56.609	225	43.787	243	19.176	189	22	2:01.090	57.723	223	44.165	244	19.202	190
11	2:12.731	57.615	194	45.363	212	29.753		23	2:13.246	56.990	222	44.302	244	31.954	
12	6:57.042	5:53.004	213	44.543	242	19.495	188								

37 Christopher Brück, DEU/ Sascha Bert, DEU								theoretical besttime: 1:58.259							
1	3:03.966	1:46.850	156	54.215	216	22.901	184	12	1:59.687	56.671	224	43.875	244	19.141	191
2	2:10.051	1:02.176	178	46.981	228	20.894	187	13	2:17.457	58.602	217	49.612	212	29.243	
3	2:02.963	59.092	214	44.704	242	19.167	191	14	5:55.624	4:46.711	186	48.628	210	20.285	189
4	2:00.866	57.059	221	44.567	240	19.240	190	15	2:02.029	57.987	200	44.522	243	19.520	188
5	2:09.886	57.373	220	44.213	243	28.300		16	2:00.098	56.897	219	44.052	241	19.149	190
6	6:40.481	5:31.223	162	49.541	237	19.717	191	17	1:59.338	56.516	223	43.748	242	19.074	189
7	1:59.003	56.503	222	43.470	241	19.030	191	18	1:59.026	56.332	222	43.647	242	19.047	190
8	1:58.488	56.119	223	43.456	243	18.913	191	19	1:59.056	56.284	225	43.639	243	19.133	190
9	1:58.377	56.237	224	43.267	244	18.873	191	20	1:59.552	56.554	220	43.885	243	19.113	191
10	2:11.300	59.302	203	45.141	243	26.857		21	2:08.621	57.107	191	44.942	242	26.572	
11	5:34.333	4:31.157	224	44.114	241	19.062	189								

40 Christian Mamerow, DEU/ Frank Stippler, DEU								theoretical besttime: 1:58.500							
1	3:09.258	1:47.233	158	51.614	222	30.411		6	1:59.216	56.248	222	43.891	240	19.077	188
2	2:23.849	1:16.779	214	46.232	230	20.838	186	7	1:58.757	56.313	222	43.556	240	18.888	188
3	2:02.301	58.117	218	44.663	239	19.521	187	8	1:58.635	56.383	223	43.421	241	18.831	188
4	2:07.085	57.172	216	44.749	240	25.164		9	2:21.946	1:00.401	206	48.101	238	33.444	
5	3:51.274	2:48.307	222	43.922	239	19.045	187	10	9:01.119	7:30.273	155	58.827	179	32.019	

41 Jeroen den Boer, NLD/ Simon Knap, NLD								theoretical besttime: 1:57.413							
1	4:14.167	2:52.145	109	58.181	144	23.841	181	14	2:00.002	57.172	220	43.737	239	19.093	188
2	2:05.453	1:00.728	212	45.142	236	19.583	186	15	1:58.358	56.507	221	43.110	239	18.741	188
3	2:00.518	57.904	218	43.692	236	18.922	187	16	1:57.922	56.027	221	43.113	241	18.782	188
4	2:00.271	57.503	219	43.616	239	19.152	186	17	1:58.104	56.227	220	43.049	239	18.828	187
5	1:58.851	56.574	221	43.418	239	18.859	187	18	2:04.188	56.174	222	42.985	241	25.029	
6	2:06.867	57.296	219	43.656	238	25.915		19	4:25.206	3:18.904	176	46.838	234	19.464	187
7	4:30.301	3:27.407	220	43.924	240	18.970	187	20	1:59.344	56.882	220	43.646	238	18.816	188
8	1:58.661	56.428	219	43.302	239	18.931	188	21	2:04.270	56.052	220	48.399	156	19.819	186
9	1:58.348	56.329	221	43.308	240	18.711	188	22	1:57.785	56.124	221	42.990	240	18.671	187
10	1:59.349	57.016	221	43.482	239	18.851	187	23	1:58.353	56.614	222	43.025	241	18.714	188
11	1:58.645	56.227	220	43.257	239	19.161	188	24	1:57.413	55.964	220	42.794	241	18.655	188
12	2:06.920	56.271	222	44.304	240	26.345		25	2:06.974	56.020	221	42.813	241	28.141	
13	3:41.527	2:37.394	220	44.281	237	19.852	186								

44 Jan Stovicek, CZE/ Erik Janis, CZE								theoretical besttime: 1:56.971							
1	4:04.649	2:49.280	161	52.070	166	23.299	171	14	2:10.268	57.079	209	45.393	240	27.796	
2	2:09.095	1:01.179	187	47.416	194	20.500	187	15	6:51.668	5:41.347	176	50.401	221	19.920	186
3	2:02.699	58.525	218	44.833	241	19.341	188	16	2:05.541	58.545	219	46.204	132	20.792	189
4	2:00.080	57.300	223	43.871	242	18.909	188	17	1:59.631	56.330	225	44.562	237	18.739	189
5	1:59.910	57.042	223	44.060	242	18.808	188	18	1:57.663	55.859	225	43.047	242	18.757	185
6	1:59.543	56.877	221	43.960	241	18.706	188	19	1:57.539	55.811	225	43.174	242	18.554	189
7	1:59.059	56.347	226	43.560	243	19.152	188	20	2:01.693	55.524	226	46.948	182	19.221	189
8	2:09.128	57.686	215	44.543	241	26.899		21	1:57.633	55.666	225	43.196	242	18.771	187
9	4:56.460	3:53.557	222	44.024	241	18.879	188	22	2:06.076	56.013	225	43.286	242	26.777	
10	1:59.101	56.332	225	43.865	240	18.904	188	23	3:38.153	2:36.164	224	43.274	243	18.715	189



ADAC GT Masters

Lap analysis Free Practice 1

Provisional



Nürburgring Grand Prix Circuit, Length: 5137 m

Air temperature: 11.7°C

Track temperature: 17.9°C

Weather condition: Dry

DMSB Reg. Nr.: 279/12
Deutscher Motor Sport Bund e.V.

Friday 14.9.2012 09:00

**ADAC Masters
Weekend**

Lap	Time	SE1	SP1	SE2	SP2	SE3	SP3	Lap	Time	SE1	SP1	SE2	SP2	SE3	SP3
11	1:58.542	56.240	226	43.544	241	18.758	188	24	1:57.342	55.779	223	43.012	243	18.551	188
12	1:58.390	56.261	225	43.361	241	18.768	188	25	1:57.464	55.909	225	42.896	244	18.659	190
13	1:58.271	56.174	225	43.427	242	18.670	187	26	2:20.869	1:00.576	186	44.929	237	35.364	