

# **Ergebnis**

**ADAC Mini Bike Cup**

**2012**

**V8 Geesthacht**

**am**

**25. – 26.08.2012**

**Einsteigerklasse**

MSC Geesthacht

Nach bester Rundenzeit sortiert

Einsteiger

Heidbergring 0,850 Km

Freies Training Gr. 1

25.08.2012 09:00

Training (15:00 Zeit) started at 9:00:37

Pos.	St.Nr.	Name	Team	Beste Zeit.	Diff.	Fahrzeug
1	21	Matthias Meggle	ADAC Sport Team Südbayern e.V.	49.823		
2	2	Timon Salewski	Team Müller Motorradteile	50.417	0.594	
3	11	Jan-Ole Jähmig	-	50.722	0.899	
4	12	Toni Erhard	-	51.438	1.615	
5	16	Lucas Busch	-	51.642	1.819	
6	17	Moritz Jenkner	ADAC Sachsen e.V./Racespare.com	51.907	2.084	
7	4	Dirk Geiger	ADAC Nordbaden e.V./AMC Albgau Ettl	52.275	2.452	
8	7	Leon Czichos	ADAC Team Weser-Ems e.V.	52.412	2.589	
9	26	Benjamin Rösch	ADAC Württemberg e.V	54.785	4.962	
10	5	Sophia Liebschner	ADAC Team Nordbayern e.V.	1:00.910	11.087	

# MSC Geesthacht

Einsteiger

Heidbergring 0,850 Km

Freies Training Gr. 1

25.08.2012 09:00

Training (15:00 Zeit) started at 9:00:37

Runde	Rundenzeit	Diff.	Tageszeit
<b>(21) Matthias Meggle</b>			
1	1:01.374	+11.551	9:02:25.361
2	58.683	+8.860	9:03:24.044
3	56.018	+6.195	9:04:20.062
4	56.356	+6.533	9:05:16.418
5	55.336	+5.513	9:06:11.754
6	55.089	+5.266	9:07:06.843
7	52.520	+2.697	9:07:59.363
8	52.320	+2.497	9:08:51.683
9	51.733	+1.910	9:09:43.416
10	51.238	+1.415	9:10:34.654
11	50.915	+1.092	9:11:25.569
12	50.763	+0.940	9:12:16.332
13	51.017	+1.194	9:13:07.349
14	<b>49.823</b>		9:13:57.172
15	50.104	+0.281	9:14:47.276
16	50.446	+0.623	9:15:37.722

Runde	Rundenzeit	Diff.	Tageszeit
<b>(2) Timon Salewski</b>			
1	56.694	+6.277	9:02:32.651
2	53.921	+3.504	9:03:26.572
3	55.238	+4.821	9:04:21.810
4	56.332	+5.915	9:05:18.142
5	54.803	+4.386	9:06:12.945
6	53.785	+3.368	9:07:06.730
7	51.933	+1.516	9:07:58.663
8	51.371	+0.954	9:08:50.034
9	51.318	+0.901	9:09:41.352
10	51.434	+1.017	9:10:32.786
11	51.105	+0.688	9:11:23.891
12	51.479	+1.062	9:12:15.370
13	50.700	+0.283	9:13:06.070
14	50.564	+0.147	9:13:56.634
15	<b>50.417</b>		9:14:47.051
16	50.480	+0.063	9:15:37.531

Runde	Rundenzeit	Diff.	Tageszeit
<b>(11) Jan-Ole Jähnig</b>			
1	1:02.074	+11.352	9:02:25.552
2	59.313	+8.591	9:03:24.865
3	57.576	+6.854	9:04:22.441
4	55.461	+4.739	9:05:17.902
5	55.970	+5.248	9:06:13.872
6	54.817	+4.095	9:07:08.689
7	55.096	+4.374	9:08:03.785
8	53.287	+2.565	9:08:57.072
9	52.451	+1.729	9:09:49.523
10	53.328	+2.606	9:10:42.851
11	52.438	+1.716	9:11:35.289
12	52.209	+1.487	9:12:27.498
13	<b>50.722</b>		9:13:18.220
14	52.918	+2.196	9:14:11.138
15	51.931	+1.209	9:15:03.069
16	54.662	+3.940	9:15:57.731

Runde	Rundenzeit	Diff.	Tageszeit
<b>(12) Toni Erhard</b>			
1	1:02.176	+10.738	9:02:24.963
2	59.434	+7.996	9:03:24.397
3	56.927	+5.489	9:04:21.324
4	56.181	+4.743	9:05:17.505
5	55.677	+4.239	9:06:13.182
6	55.010	+3.572	9:07:08.192
7	54.893	+3.455	9:08:03.085
8	53.328	+1.890	9:08:56.413
9	52.935	+1.497	9:09:49.348
10	52.450	+1.012	9:10:41.798

Runde	Rundenzeit	Diff.	Tageszeit
11	<b>51.438</b>		9:11:33.236
12	51.828	+0.390	9:12:25.064
13	51.941	+0.503	9:13:17.005
14	53.168	+1.730	9:14:10.173
15	52.315	+0.877	9:15:02.488
16	54.727	+3.289	9:15:57.215

Runde	Rundenzeit	Diff.	Tageszeit
<b>(16) Lucas Busch</b>			
1	1:00.087	+8.445	9:03:46.740
2	58.019	+6.377	9:04:44.759
3	56.642	+5.000	9:05:41.401
4	54.095	+2.453	9:06:35.496
5	54.156	+2.514	9:07:29.652
6	53.491	+1.849	9:08:23.143
7	52.969	+1.327	9:09:16.112
8	52.720	+1.078	9:10:08.832
9	52.255	+0.613	9:11:01.087
10	52.039	+0.397	9:11:53.126
11	53.208	+1.566	9:12:46.334
12	51.723	+0.081	9:13:38.057
13	<b>51.642</b>		9:14:29.699
14	52.267	+0.625	9:15:21.966

Runde	Rundenzeit	Diff.	Tageszeit
<b>(17) Moritz Jenkner</b>			
1	1:02.939	+11.032	9:02:24.600
2	59.305	+7.398	9:03:23.905
3	56.625	+4.718	9:04:20.530
4	56.071	+4.164	9:05:16.601
5	55.444	+3.537	9:06:12.045
6	55.151	+3.244	9:07:07.196
7	54.929	+3.022	9:08:02.125
8	53.327	+1.420	9:08:55.452
9	52.681	+0.774	9:09:48.133
10	52.684	+0.777	9:10:40.817
11	52.068	+0.161	9:11:32.885
12	52.004	+0.097	9:12:24.889
13	<b>51.907</b>		9:13:16.796
14	55.036	+3.129	9:14:11.832
15	52.512	+0.605	9:15:04.344
16	53.985	+2.078	9:15:58.329

Runde	Rundenzeit	Diff.	Tageszeit
<b>(4) Dirk Geiger</b>			
1	1:01.571	+9.296	9:02:24.505
2	58.894	+6.619	9:03:23.399
3	56.092	+3.817	9:04:19.491
4	57.784	+5.509	9:05:17.275
5	55.310	+3.035	9:06:12.585
6	55.416	+3.141	9:07:08.001
7	54.875	+2.600	9:08:02.876
8	53.205	+0.930	9:08:56.081
9	53.087	+0.812	9:09:49.168
10	53.321	+1.046	9:10:42.489
11	52.472	+0.197	9:11:34.961
12	52.566	+0.291	9:12:27.527
13	52.764	+0.489	9:13:20.291
14	53.108	+0.833	9:14:13.399
15	<b>52.275</b>		9:15:05.674

Runde	Rundenzeit	Diff.	Tageszeit
<b>(7) Leon Czichos</b>			
1	1:01.117	+8.705	9:02:28.455
2	57.619	+5.207	9:03:26.074
3	56.927	+4.515	9:04:23.001
4	56.252	+3.840	9:05:19.253
5	55.017	+2.605	9:06:14.270
6	54.582	+2.170	9:07:08.852
7	55.234	+2.822	9:08:04.086

Runde	Rundenzeit	Diff.	Tageszeit
8	53.744	+1.332	9:08:57.830
9	53.204	+0.792	9:09:51.034
10	53.311	+0.899	9:10:44.345
11	<b>52.412</b>		9:11:36.757
12	52.875	+0.463	9:12:29.632
13	53.157	+0.745	9:13:22.789
14	52.551	+0.139	9:14:15.340
15	52.568	+0.156	9:15:07.908

Runde	Rundenzeit	Diff.	Tageszeit
<b>(26) Benjamin Rösch</b>			
1	1:06.007	+11.222	9:02:37.676
2	1:02.718	+7.933	9:03:40.394
3	1:01.361	+6.576	9:04:41.755
4	1:00.489	+5.704	9:05:42.244
5	57.941	+3.156	9:06:40.185
6	56.514	+1.729	9:07:36.699
7	55.963	+1.178	9:08:32.662
8	55.484	+0.699	9:09:28.146
9	56.061	+1.276	9:10:24.207
10	56.596	+1.811	9:11:20.803
11	56.526	+1.741	9:12:17.329
12	57.510	+2.725	9:13:14.839
13	56.169	+1.384	9:14:11.008
14	<b>54.785</b>		9:15:05.793

Runde	Rundenzeit	Diff.	Tageszeit
<b>(5) Sophia Liebschner</b>			
1	1:07.784	+6.874	9:02:37.004
2	1:09.925	+9.015	9:03:46.929
3	1:08.174	+7.264	9:04:55.103
4	1:05.147	+4.237	9:06:00.250
5	1:04.151	+3.241	9:07:04.401
6	1:04.647	+3.737	9:08:09.048
7	1:02.271	+1.361	9:09:11.319
8	1:02.145	+1.235	9:10:13.464
9	1:01.006	+0.096	9:11:14.470
10	<b>1:00.910</b>		9:12:15.380
11	1:00.964	+0.054	9:13:16.344
12	1:01.275	+0.365	9:14:17.619





# ADAC Mini Bike Cup

MSC Geesthacht

Nach bester Rundenzeit sortiert


Einsteiger

Heidbergring 0,850 Km

Freies Training Gr.2

25.08.2012 09:18

Training (15:00 Zeit) started at 9:20:47



Pos.	St.Nr.	Name	Team	Beste Zeit.	Diff.	Fahrzeug
1	8	Aaron Schäfer	ADAC Württemberg e.V	51.051		
2	38	Manuel Rösch	ADAC Württemberg e.V	52.721	1.670	
3	28	Philip Jork	ADAC Hessen Thüringen e.V.	52.974	1.923	
4	41	Nicholas Niemann	ADAC Racing Team AMC Sari e.V.	54.817	3.766	
5	50	Ondrej Vostatek	MG racing Team	55.177	4.126	
6	35	Pedro John	ADAC Württemberg e.V	55.522	4.471	
7	34	Jennifer Küther	PBIG München e.V.	55.923	4.872	
8	14	Dominic Kaßner	ADAC Racing Team AMC Sari e.V.	56.110	5.059	
Nicht Klassifiziert (110% = 56.156)						
	6	Micky Winkler	Beinlich Racing Team e.V	56.374	5.323	
	1	Lukas Franke	ADAC Racing Team AMC Sari e.V.	56.552	5.501	

Zeitnahmekommissar & Auswertung

Orbits

Rennleiter

*Oliver Koch*  
*[Signature]*



# MSC Geesthacht

Einsteiger

Heidbergring 0,850 Km

Feies Training Gr.2

25.08.2012 09:18

Training (15:00 Zeit) started at 9:20:47



Runde	Rundenzeit	Diff.	Tageszeit
<b>(8) Aaron Schäfer</b>			
1	59.767	+8.716	9:22:30.008
2	57.404	+6.353	9:23:27.412
3	56.520	+5.469	9:24:23.932
4	57.228	+6.177	9:25:21.160
5	56.279	+5.228	9:26:17.439
6	56.342	+5.291	9:27:13.781
7	55.969	+4.918	9:28:09.750
8	54.533	+3.482	9:29:04.283
9	54.074	+3.023	9:29:58.357
10	<b>51.051</b>		9:30:49.408
11	52.488	+1.437	9:31:41.896
12	53.851	+2.800	9:32:35.747
13	53.118	+2.067	9:33:28.865

Runde	Rundenzeit	Diff.	Tageszeit
<b>(38) Manuel Rösch</b>			
1	1:02.103	+9.382	9:22:37.839
2	57.299	+4.578	9:23:35.138
3	56.258	+3.537	9:24:31.396
4	54.233	+1.512	9:25:25.629
5	55.324	+2.603	9:26:20.953
6	54.715	+1.994	9:27:15.668
7	54.093	+1.372	9:28:09.761
8	53.168	+0.447	9:29:02.929
9	53.449	+0.728	9:29:56.378
10	53.104	+0.383	9:30:49.482
11	<b>52.721</b>		9:31:42.203
12	53.530	+0.809	9:32:35.733
13	53.190	+0.469	9:33:28.923

Runde	Rundenzeit	Diff.	Tageszeit
<b>(28) Philip Jork</b>			
1	58.998	+6.024	9:22:29.481
2	56.855	+3.881	9:23:26.336
3	55.847	+2.873	9:24:22.183
4	54.523	+1.549	9:25:16.706
5	54.811	+1.837	9:26:11.517
6	53.890	+0.916	9:27:05.407
7	53.519	+0.545	9:27:58.926
8	<b>52.974</b>		9:28:51.900
9	53.531	+0.557	9:29:45.431
10	55.361	+2.387	9:30:40.792
11	53.512	+0.538	9:31:34.304
12	55.868	+2.894	9:32:30.172
13	54.468	+1.494	9:33:24.640

Runde	Rundenzeit	Diff.	Tageszeit
<b>(41) Nicholas Niemann</b>			
1	1:03.485	+8.668	9:22:38.241
2	59.173	+4.356	9:23:37.414
3	56.643	+1.826	9:24:34.057
4	56.785	+1.968	9:25:30.842
5	56.959	+2.142	9:26:27.801
6	56.722	+1.905	9:27:24.523
7	56.081	+1.264	9:28:20.604
8	56.967	+2.150	9:29:17.571
9	2:17.919	+1:23.102	9:31:35.490
10	<b>54.817</b>		9:32:30.307
11	55.884	+1.067	9:33:26.191

Runde	Rundenzeit	Diff.	Tageszeit
<b>(50) Ondrej Vostatek</b>			
1	1:05.775	+10.598	9:22:45.551
2	1:01.841	+6.664	9:23:47.392
3	57.668	+2.491	9:24:45.060
4	59.161	+3.984	9:25:44.221
5	56.377	+1.200	9:26:40.598
6	57.534	+2.357	9:27:38.132

Runde	Rundenzeit	Diff.	Tageszeit
7	55.952	+0.775	9:28:34.084
8	55.678	+0.501	9:29:29.762
9	<b>55.177</b>		9:30:24.939
10	56.006	+0.829	9:31:20.945
11	55.387	+0.210	9:32:16.332
12	55.587	+0.410	9:33:11.919

Runde	Rundenzeit	Diff.	Tageszeit
<b>(35) Pedro John</b>			
1	1:03.953	+8.431	9:22:43.714
2	1:00.944	+5.422	9:23:44.658
3	58.985	+3.463	9:24:43.643
4	58.325	+2.803	9:25:41.968
5	58.034	+2.512	9:26:40.002
6	56.803	+1.281	9:27:36.805
7	56.639	+1.117	9:28:33.444
8	55.760	+0.238	9:29:29.204
9	<b>55.522</b>		9:30:24.726
10	55.734	+0.212	9:31:20.460
11	55.603	+0.081	9:32:16.063
12	55.604	+0.082	9:33:11.667

Runde	Rundenzeit	Diff.	Tageszeit
<b>(34) Jennifer Küther</b>			
1	1:04.150	+8.227	9:22:39.055
2	1:02.097	+6.174	9:23:41.152
3	59.969	+4.046	9:24:41.121
4	59.506	+3.583	9:25:40.627
5	58.885	+2.962	9:26:39.512
6	58.709	+2.786	9:27:38.221
7	58.776	+2.853	9:28:36.997
8	58.017	+2.094	9:29:35.014
9	58.017	+2.094	9:30:33.031
10	59.311	+3.388	9:31:32.342
11	56.146	+0.223	9:32:28.488
12	<b>55.923</b>		9:33:24.411

Runde	Rundenzeit	Diff.	Tageszeit
<b>(14) Dominic Kaßner</b>			
1	1:05.343	+9.233	9:22:42.648
2	1:01.853	+5.743	9:23:44.501
3	1:00.284	+4.174	9:24:44.785
4	59.517	+3.407	9:25:44.302
5	57.387	+1.277	9:26:41.689
6	58.144	+2.034	9:27:39.833
7	57.314	+1.204	9:28:37.147
8	58.676	+2.566	9:29:35.823
9	57.194	+1.084	9:30:33.017
10	59.092	+2.982	9:31:32.109
11	57.823	+1.713	9:32:29.932
12	<b>56.110</b>		9:33:26.042

Runde	Rundenzeit	Diff.	Tageszeit
<b>(6) Micky Winkler</b>			
1	1:05.021	+8.647	9:22:46.384
2	1:02.895	+6.521	9:23:49.279
3	59.983	+3.609	9:24:49.262
4	59.549	+3.175	9:25:48.811
5	58.266	+1.892	9:26:47.077
6	57.600	+1.226	9:27:44.677
7	57.243	+0.869	9:28:41.920
8	56.548	+0.174	9:29:38.468
9	56.407	+0.033	9:30:34.875
10	58.125	+1.751	9:31:33.000
11	57.839	+1.465	9:32:30.839
12	<b>56.374</b>		9:33:27.213

Runde	Rundenzeit	Diff.	Tageszeit
<b>(1) Lukas Franke</b>			
1	1:05.030	+8.478	9:22:43.938
2	1:03.705	+7.153	9:23:47.643

Rennleiter



MSC Geesthacht

Nach bester Rundenzeit sortiert

Einsteiger

Heidbergring 0,850 Km

1. Zeittraining Gr.1

25.08.2012 10:46

Qualifikation (15:00 Zeit) started at 10:52:53

Pos.	St.Nr.	Name	Team	Beste Zeit.	Diff.	Fahrzeug
1	4	Dirk Geiger	ADAC Nordbaden e.V./AMC Albgau Ettl	40.870		
2	21	Matthias Meggle	ADAC Sport Team Südbayern e.V.	41.103	0.233	
3	2	Timon Salewski	Team Müller Motorradteile	41.490	0.620	
4	7	Leon Czichos	ADAC Team Weser-Ems e.V.	41.552	0.682	
5	17	Moritz Jenkner	ADAC Sachsen e.V./Racespare.com	42.192	1.322	
6	11	Jan-Ole Jähmig	-	42.298	1.428	
7	12	Toni Erhard	-	42.495	1.625	
8	16	Lucas Busch	-	44.209	3.339	
Nicht Klassifiziert (110% = 44.957)						
	5	Sophia Liebschner	ADAC Team Nordbayern e.V.	45.030	4.160	
	26	Benjamin Rösch	ADAC Württemberg e.V	47.167	6.297	
	3	Troy Bude	Beinlich Racing Team e.V	47.484	6.614	





## MSC Geesthacht

Einsteiger

Heidbergring 0,850 Km

1. Zeittraining Gr.1

25.08.2012 10:46

Qualifikation (15:00 Zeit) started at 10:52:53

Runde	Rundenzeit	Diff.	Tageszeit
<b>(4) Dirk Geiger</b>			
1	45.370	+4.500	10:54:19.894
2	43.473	+2.603	10:55:03.367
3	41.929	+1.059	10:55:45.296
4	41.209	+0.339	10:56:26.505
5	43.102	+2.232	10:57:09.607
6	42.596	+1.726	10:57:52.203
7	41.004	+0.134	10:58:33.207
8	40.948	+0.078	10:59:14.155
9	41.523	+0.653	10:59:55.678
10	41.383	+0.513	11:00:37.061
11	41.369	+0.499	11:01:18.430
12	41.729	+0.859	11:02:00.159
13	41.106	+0.236	11:02:41.265
14	41.063	+0.193	11:03:22.328
15	42.459	+1.589	11:04:04.787
16	<b>40.870</b>		11:04:45.657
17	40.992	+0.122	11:05:26.649
18	41.929	+1.059	11:06:08.578

Runde	Rundenzeit	Diff.	Tageszeit
<b>(21) Matthias Meggle</b>			
1	45.996	+4.893	10:54:15.221
2	43.465	+2.362	10:54:58.686
3	42.747	+1.644	10:55:41.433
4	42.547	+1.444	10:56:23.980
5	42.965	+1.862	10:57:06.945
6	42.561	+1.458	10:57:49.506
7	41.656	+0.553	10:58:31.162
8	41.652	+0.549	10:59:12.814
9	41.479	+0.376	10:59:54.293
10	41.772	+0.669	11:00:36.065
11	41.737	+0.634	11:01:17.802
12	41.489	+0.386	11:01:59.291
13	41.445	+0.342	11:02:40.736
14	41.442	+0.339	11:03:22.178
15	<b>41.103</b>		11:04:03.281
16	41.249	+0.146	11:04:44.530
17	41.860	+0.757	11:05:26.390
18	41.188	+0.085	11:06:07.578

Runde	Rundenzeit	Diff.	Tageszeit
<b>(2) Timon Salewski</b>			
1	46.318	+4.828	10:54:15.002
2	43.491	+2.001	10:54:58.493
3	42.725	+1.235	10:55:41.218
4	42.492	+1.002	10:56:23.710
5	44.228	+2.738	10:57:07.938
6	42.965	+1.475	10:57:50.903
7	41.598	+0.108	10:58:32.501
8	<b>41.490</b>		10:59:13.991
9	41.633	+0.143	10:59:55.624
10	42.956	+1.466	11:00:38.580
11	41.801	+0.311	11:01:20.381
12	41.703	+0.213	11:02:02.084
13	44.233	+2.743	11:02:46.317
14	41.697	+0.207	11:03:28.014
15	41.518	+0.028	11:04:09.532
16	42.159	+0.669	11:04:51.691
17	41.973	+0.483	11:05:33.664

Runde	Rundenzeit	Diff.	Tageszeit
<b>(7) Leon Czichos</b>			
1	46.410	+4.858	10:54:15.362
2	43.963	+2.411	10:54:59.325
3	42.499	+0.947	10:55:41.824
4	42.356	+0.804	10:56:24.180
5	43.262	+1.710	10:57:07.442

Runde	Rundenzeit	Diff.	Tageszeit
6	42.465	+0.913	10:57:49.907
7	41.928	+0.376	10:58:31.835
8	41.577	+0.025	10:59:13.412
9	<b>41.552</b>		10:59:54.964
10	41.747	+0.195	11:00:36.711
11	42.508	+0.956	11:01:19.219
12	42.217	+0.665	11:02:01.436
13	43.992	+2.440	11:02:45.428
14	41.790	+0.238	11:03:27.218
15	41.751	+0.199	11:04:08.969
16	42.203	+0.651	11:04:51.172
17	42.053	+0.501	11:05:33.225

Runde	Rundenzeit	Diff.	Tageszeit
<b>(17) Moritz Jenkner</b>			
1	46.266	+4.074	10:54:16.198
2	43.802	+1.610	10:55:00.000
3	42.995	+0.803	10:55:42.995
4	42.648	+0.456	10:56:25.643
5	43.571	+1.379	10:57:09.214
6	43.966	+1.774	10:57:53.180
7	42.944	+0.752	10:58:36.124
8	42.953	+0.761	10:59:19.077
9	42.773	+0.581	11:00:01.850
10	42.536	+0.344	11:00:44.386
11	42.562	+0.370	11:01:26.948
12	42.710	+0.518	11:02:09.658
13	<b>42.192</b>		11:02:51.850
14	43.549	+1.357	11:03:35.399
15	43.422	+1.230	11:04:18.821
16	42.379	+0.187	11:05:01.200
17	42.309	+0.117	11:05:43.509

Runde	Rundenzeit	Diff.	Tageszeit
<b>(11) Jan-Ole Jähnig</b>			
1	46.214	+3.916	10:54:18.811
2	44.675	+2.377	10:55:03.486
3	43.577	+1.279	10:55:47.063
4	43.285	+0.987	10:56:30.348
5	45.280	+2.982	10:57:15.628
6	43.807	+1.509	10:57:59.435
7	43.569	+1.271	10:58:43.004
8	43.447	+1.149	10:59:26.451
9	42.987	+0.689	11:00:09.438
10	42.845	+0.547	11:00:52.283
11	<b>42.298</b>		11:01:34.581
12	42.869	+0.571	11:02:17.450
13	43.586	+1.288	11:03:01.036
14	42.658	+0.360	11:03:43.694
15	42.561	+0.263	11:04:26.255
16	43.891	+1.593	11:05:10.146
17	44.660	+2.362	11:05:54.806

Runde	Rundenzeit	Diff.	Tageszeit
<b>(12) Toni Erhard</b>			
1	46.810	+4.315	10:54:17.742
2	43.890	+1.395	10:55:01.632
3	44.067	+1.572	10:55:45.699
4	43.140	+0.645	10:56:28.839
5	43.461	+0.966	10:57:12.300
6	42.884	+0.389	10:57:55.184
7	42.948	+0.453	10:58:38.132
8	1:29.341	+46.846	11:00:07.473
9	43.263	+0.768	11:00:50.736
10	42.757	+0.262	11:01:33.493
11	42.742	+0.247	11:02:16.235
12	43.594	+1.099	11:02:59.829
13	42.644	+0.149	11:03:42.473
14	<b>42.495</b>		11:04:24.968

Runde	Rundenzeit	Diff.	Tageszeit
15	43.591	+1.096	11:05:08.559
16	43.808	+1.313	11:05:52.367

Runde	Rundenzeit	Diff.	Tageszeit
<b>(16) Lucas Busch</b>			
1	47.424	+3.215	10:54:18.295
2	46.043	+1.834	10:55:04.338
3	45.114	+0.905	10:55:49.452
4	45.270	+1.061	10:56:34.722
5	44.508	+0.299	10:57:19.230
6	44.978	+0.769	10:58:04.208
7	44.241	+0.032	10:58:48.449
8	44.278	+0.069	10:59:32.727
9	<b>44.209</b>		11:00:16.936
10	44.882	+0.673	11:01:01.818
11	44.396	+0.187	11:01:46.214
12	44.570	+0.361	11:02:30.784
13	44.494	+0.285	11:03:15.278
14	44.467	+0.258	11:03:59.745

Runde	Rundenzeit	Diff.	Tageszeit
<b>(5) Sophia Liebschner</b>			
1	49.369	+4.339	10:54:23.625
2	47.098	+2.068	10:55:10.723
3	47.057	+2.027	10:55:57.780
4	45.862	+0.832	10:56:43.642
5	46.141	+1.111	10:57:29.783
6	45.713	+0.683	10:58:15.496
7	45.439	+0.409	10:59:00.935
8	46.263	+1.233	10:59:47.198
9	45.398	+0.368	11:00:32.596
10	45.426	+0.396	11:01:18.022
11	45.318	+0.288	11:02:03.340
12	45.470	+0.440	11:02:48.810
13	<b>45.030</b>		11:03:33.840
14	45.326	+0.296	11:04:19.166
15	45.250	+0.220	11:05:04.416
16	47.011	+1.981	11:05:51.427

Runde	Rundenzeit	Diff.	Tageszeit
<b>(26) Benjamin Rösch</b>			
1	56.788	+9.621	10:54:36.245
2	53.971	+6.804	10:55:30.216
3	54.013	+6.846	10:56:24.229
4	51.292	+4.125	10:57:15.521
5	51.191	+4.024	10:58:06.712
6	50.586	+3.419	10:58:57.298
7	50.703	+3.536	10:59:48.001
8	50.827	+3.660	11:00:38.828
9	49.134	+1.967	11:01:27.962
10	47.916	+0.749	11:02:15.878
11	47.787	+0.620	11:03:03.665
12	<b>47.167</b>		11:03:50.832
13	47.388	+0.221	11:04:38.220
14	49.714	+2.547	11:05:27.934
15	52.028	+4.861	11:06:19.962

Runde	Rundenzeit	Diff.	Tageszeit
<b>(3) Troy Bude</b>			
1	54.967	+7.483	10:54:32.666
2	52.974	+5.490	10:55:25.640
3	50.997	+3.513	10:56:16.637
4	50.481	+2.997	10:57:07.118
5	49.691	+2.207	10:57:56.809
6	48.926	+1.442	10:58:45.735
7	48.924	+1.440	10:59:34.659
8	48.408	+0.924	11:00:23.067
9	48.503	+1.019	11:01:11.570
10	48.287	+0.803	11:01:59.857
11	48.788	+1.304	11:02:48.645

Zeitnahmekommissar & Auswertung

Orbits

Rennleiter



MSC Geesthacht

Einsteiger

Heidbergring 0,850 Km

1. Zeittraining Gr.1

25.08.2012 10:46

Qualifikation (15:00 Zeit) started at 10:52:53

Runde	Rundenzeit	Diff.	Tageszeit	Runde	Rundenzeit	Diff.	Tageszeit	Runde	Rundenzeit	Diff.	Tageszeit
12	47.687	+0.203	11:03:36.332								
13	<b>47.484</b>		11:04:23.816								
14	48.464	+0.980	11:05:12.280								
15	48.322	+0.838	11:06:00.602								

*Oliver Koch*  
*[Signature]*





MSC Geesthacht

Nach bester Rundenzeit sortiert

Einsteiger

Heidbergring 0,850 Km

1. Zeittraining Gr. 2

25.08.2012 11:04

Qualifikation (15:00 Zeit) started at 11:09:21

Pos.	St.Nr.	Name	Team	Beste Zeit.	Diff.	Fahrzeug
1	35	Pedro John	ADAC Württemberg e.V	40.718		
2	50	Ondrej Vostatek	MG racing Team	40.913	0.195	
3	14	Dominic Kaßner	ADAC Racing Team AMC Sari e.V.	41.600	0.882	
4	28	Philip Jork	ADAC Hessen Thüringen e.V.	41.927	1.209	
5	8	Aaron Schäfer	ADAC Württemberg e.V	42.218	1.500	
6	34	Jennifer Küther	PBIG München e.V.	42.848	2.130	
7	6	Micky Winkler	Beinlich Racing Team e.V	43.705	2.987	
8	1	Lukas Franke	ADAC Racing Team AMC Sari e.V.	44.127	3.409	
Nicht Klassifiziert (110% = 44.789)						
	38	Manuel Rösch	ADAC Württemberg e.V	45.253	4.535	
	41	Nicholas Niemann	ADAC Racing Team AMC Sari e.V.	46.490	5.772	



## MSC Geesthacht

Einsteiger

Heidberggring 0,850 Km

1. Zeittraining Gr. 2

25.08.2012 11:04

Qualifikation (15:00 Zeit) started at 11:09:21

Runde	Rundenzeit	Diff.	Tageszeit
<b>(35) Pedro John</b>			
1	43.762	+3.044	11:10:29.896
2	43.314	+2.596	11:11:13.210
3	42.132	+1.414	11:11:55.342
4	41.739	+1.021	11:12:37.081
5	41.566	+0.848	11:13:18.647
6	41.659	+0.941	11:14:00.306
7	41.466	+0.748	11:14:41.772
8	41.259	+0.541	11:15:23.031
9	41.357	+0.639	11:16:04.388
10	40.891	+0.173	11:16:45.279
11	42.206	+1.488	11:17:27.485
12	41.440	+0.722	11:18:08.925
13	40.997	+0.279	11:18:49.922
14	43.196	+2.478	11:19:33.118
15	40.979	+0.261	11:20:14.097
16	41.648	+0.930	11:20:55.745
17	41.123	+0.405	11:21:36.868
18	41.152	+0.434	11:22:18.020
19	<b>40.718</b>		11:22:58.738
20	41.366	+0.648	11:23:40.104
21	41.116	+0.398	11:24:21.220

Runde	Rundenzeit	Diff.	Tageszeit
<b>(50) Ondrej Vostatek</b>			
1	43.520	+2.607	11:10:31.712
2	43.121	+2.208	11:11:14.833
3	42.217	+1.304	11:11:57.050
4	42.488	+1.575	11:12:39.538
5	42.781	+1.868	11:13:22.319
6	41.386	+0.473	11:14:03.705
7	42.686	+1.773	11:14:46.391
8	41.352	+0.439	11:15:27.743
9	42.155	+1.242	11:16:09.898
10	41.400	+0.487	11:16:51.298
11	41.767	+0.854	11:17:33.065
12	41.340	+0.427	11:18:14.405
13	42.912	+1.999	11:18:57.317
14	41.171	+0.258	11:19:38.488
15	41.751	+0.838	11:20:20.239
16	41.343	+0.430	11:21:01.582
17	41.186	+0.273	11:21:42.768
18	41.635	+0.722	11:22:24.403
19	<b>40.913</b>		11:23:05.316
20	41.465	+0.552	11:23:46.781
21	41.111	+0.198	11:24:27.892

Runde	Rundenzeit	Diff.	Tageszeit
<b>(14) Dominic Kaßner</b>			
1	44.954	+3.354	11:10:31.115
2	43.329	+1.729	11:11:14.444
3	42.466	+0.866	11:11:56.910
4	42.520	+0.920	11:12:39.430
5	42.078	+0.478	11:13:21.508
6	42.036	+0.436	11:14:03.544
7	42.913	+1.313	11:14:46.457
8	41.660	+0.060	11:15:28.117
9	42.354	+0.754	11:16:10.471
10	42.229	+0.629	11:16:52.700
11	41.825	+0.225	11:17:34.525
12	<b>41.600</b>		11:18:16.125
13	43.468	+1.868	11:18:59.593
14	41.739	+0.139	11:19:41.332
15	41.832	+0.232	11:20:23.164
16	42.392	+0.792	11:21:05.556
17	42.226	+0.626	11:21:47.782
18	42.150	+0.550	11:22:29.932

Runde	Rundenzeit	Diff.	Tageszeit
19	41.745	+0.145	11:23:11.677
20	41.716	+0.116	11:23:53.393
21	43.601	+2.001	11:24:36.994
<b>(28) Philip Jork</b>			
1	45.197	+3.270	11:10:29.690
2	44.310	+2.383	11:11:14.000
3	42.735	+0.808	11:11:56.735
4	42.629	+0.702	11:12:39.364
5	43.006	+1.079	11:13:22.370
6	42.481	+0.554	11:14:04.851
7	42.650	+0.723	11:14:47.501
8	42.706	+0.779	11:15:30.207
9	42.371	+0.444	11:16:12.578
10	42.145	+0.218	11:16:54.723
11	42.337	+0.410	11:17:37.060
12	<b>41.927</b>		11:18:18.987
13	42.238	+0.311	11:19:01.225
14	44.098	+2.171	11:19:45.323
15	43.495	+1.568	11:20:28.818
16	42.409	+0.482	11:21:11.227
17	43.347	+1.420	11:21:54.574
18	42.224	+0.297	11:22:36.798
19	42.707	+0.780	11:23:19.505
20	42.054	+0.127	11:24:01.559
21	41.931	+0.004	11:24:43.490

Runde	Rundenzeit	Diff.	Tageszeit
<b>(8) Aaron Schäfer</b>			
1	43.556	+1.338	11:10:27.400
2	42.815	+0.597	11:11:10.215
3	42.594	+0.376	11:11:52.809
4	42.820	+0.602	11:12:35.629
5	43.017	+0.799	11:13:18.646
6	43.026	+0.808	11:14:01.672
7	42.997	+0.779	11:14:44.669
8	42.967	+0.749	11:15:27.636
9	42.694	+0.476	11:16:10.330
10	42.990	+0.772	11:16:53.320
11	42.610	+0.392	11:17:35.930
12	42.584	+0.366	11:18:18.514
13	42.546	+0.328	11:19:01.060
14	44.067	+1.849	11:19:45.127
15	43.013	+0.795	11:20:28.140
16	42.749	+0.531	11:21:10.889
17	43.335	+1.117	11:21:54.224
18	42.413	+0.195	11:22:36.637
19	<b>42.218</b>		11:23:18.855
20	42.806	+0.588	11:24:01.661
21	42.280	+0.062	11:24:43.941

Runde	Rundenzeit	Diff.	Tageszeit
<b>(34) Jennifer Küther</b>			
1	44.858	+2.010	11:10:31.587
2	43.419	+0.571	11:11:15.006
3	<b>42.848</b>		11:11:57.854
4	43.140	+0.292	11:12:40.994
5	43.634	+0.786	11:13:24.628
6	43.044	+0.196	11:14:07.672
7	43.533	+0.685	11:14:51.205
8	43.572	+0.724	11:15:34.777
9	43.551	+0.703	11:16:18.328
10	43.938	+1.090	11:17:02.266
11	43.951	+1.103	11:17:46.217
12	43.944	+1.096	11:18:30.161
13	44.435	+1.587	11:19:14.596
14	43.629	+0.781	11:19:58.225
15	44.881	+2.033	11:20:43.106

Runde	Rundenzeit	Diff.	Tageszeit
16	43.532	+0.684	11:21:26.638
17	45.446	+2.598	11:22:12.084
18	44.266	+1.418	11:22:56.350
19	44.060	+1.212	11:23:40.410
20	44.195	+1.347	11:24:24.605
<b>(6) Micky Winkler</b>			
1	46.384	+2.679	11:10:36.246
2	45.658	+1.953	11:11:21.904
3	44.759	+1.054	11:12:06.663
4	44.307	+0.602	11:12:50.970
5	44.679	+0.974	11:13:35.649
6	44.267	+0.562	11:14:19.916
7	44.476	+0.771	11:15:04.392
8	44.237	+0.532	11:15:48.629
9	44.117	+0.412	11:16:32.746
10	44.134	+0.429	11:17:16.880
11	43.986	+0.281	11:18:00.866
12	43.953	+0.248	11:18:44.819
13	<b>43.705</b>		11:19:28.524
14	44.202	+0.497	11:20:12.726
15	44.524	+0.819	11:20:57.250
16	43.914	+0.209	11:21:41.164
17	44.135	+0.430	11:22:25.299
18	43.877	+0.172	11:23:09.176
19	44.035	+0.330	11:23:53.211
20	44.120	+0.415	11:24:37.331

Runde	Rundenzeit	Diff.	Tageszeit
<b>(1) Lukas Franke</b>			
1	49.449	+5.322	11:10:40.559
2	47.991	+3.864	11:11:28.550
3	45.844	+1.717	11:12:14.394
4	45.452	+1.325	11:12:59.846
5	45.487	+1.360	11:13:45.333
6	44.575	+0.448	11:14:29.908
7	44.641	+0.514	11:15:14.549
8	44.633	+0.506	11:15:59.182
9	44.864	+0.737	11:16:44.046
10	45.008	+0.881	11:17:29.054
11	44.352	+0.225	11:18:13.406
12	47.059	+2.932	11:18:00.465
13	45.775	+1.648	11:19:46.240
14	44.821	+0.694	11:20:31.061
15	44.961	+0.834	11:21:16.022
16	44.420	+0.293	11:22:00.442
17	<b>44.127</b>		11:22:44.569
18	45.179	+1.052	11:23:29.748
19	44.477	+0.350	11:24:14.225
20	44.826	+0.699	11:24:59.051

Runde	Rundenzeit	Diff.	Tageszeit
<b>(38) Manuel Rösch</b>			
1	49.516	+4.263	11:10:40.411
2	48.949	+3.696	11:11:29.360
3	47.234	+1.981	11:12:16.594
4	47.539	+2.286	11:13:04.133
5	46.878	+1.625	11:13:51.011
6	47.108	+1.855	11:14:38.119
7	1:15.629	+30.376	11:15:53.748
8	46.836	+1.583	11:16:40.584
9	46.690	+1.437	11:17:27.274
10	45.719	+0.466	11:18:12.993
11	46.769	+1.516	11:18:59.762
12	45.372	+0.119	11:19:45.134
13	45.313	+0.060	11:20:30.447
14	45.492	+0.239	11:21:15.939
15	45.314	+0.061	11:22:01.253

Zeitnahmekommissar & Auswertung

Orbits

Rennleiter

Gedruckt: 25.08.2012 15:30:39



## MSC Geesthacht

Einsteiger

Heidbergring 0,850 Km

1. Zeittraining Gr. 2

25.08.2012 11:04

Qualifikation (15:00 Zeit) started at 11:09:21

Runde	Rundenzeit	Diff.	Tageszeit
16	46.082	+0.829	11:22:47.335
17	<b>45.253</b>		11:23:32.588
18	45.563	+0.310	11:24:18.151
19	45.917	+0.664	11:25:04.068

(41) Nicholas Niemann

Runde	Rundenzeit	Diff.	Tageszeit
1	51.085	+4.595	11:10:46.293
2	49.646	+3.156	11:11:35.939
3	48.601	+2.111	11:12:24.540
4	48.847	+2.357	11:13:13.387
5	48.475	+1.985	11:14:01.862
6	47.475	+0.985	11:14:49.337
7	47.476	+0.986	11:15:36.813
8	48.137	+1.647	11:16:24.950
9	47.739	+1.249	11:17:12.689
10	48.199	+1.709	11:18:00.888
11	47.241	+0.751	11:18:48.129
12	47.498	+1.008	11:19:35.627
13	47.306	+0.816	11:20:22.933
14	47.568	+1.078	11:21:10.501
15	<b>46.490</b>		11:21:56.991
16	47.089	+0.599	11:22:44.080
17	47.241	+0.751	11:23:31.321

Runde Rundenzeit Diff. Tageszeit

Runde Rundenzeit Diff. Tageszeit

MSC Geesthacht

Nach bester Rundenzeit sortiert

Einsteiger Heidbergring 0,850 Km  
 2. Zeittraining Gr.1 25.08.2012 15:10  
 Qualifikation started at 15:19:19

Pos.	St.Nr.	Name	Team	Beste Zeit.	Diff.	Fahrzeug
1	4	Dirk Geiger	ADAC Nordbaden e.V./AMC Albgau Ettl	40.299		
2	21	Matthias Meggle	ADAC Sport Team Südbayern e.V.	41.159	0.860	
3	11	Jan-Ole Jähmig	-	41.365	1.066	
4	12	Toni Erhard	-	41.481	1.182	
5	2	Timon Salewski	Team Müller Motorradteile	41.506	1.207	
6	7	Leon Czichos	ADAC Team Weser-Ems e.V.	41.667	1.368	
7	17	Moritz Jenkner	ADAC Sachsen e.V./Racespare.com	41.950	1.651	
8	23	Dustin Gerken	ADAC BERLIN BRANDENBURG	43.668	3.369	
9	26	Benjamin Rösch	ADAC Württemberg e.V	43.699	3.400	
Nicht Klassifiziert (110% = 44.328)						
	5	Sophia Liebschner	ADAC Team Nordbayern e.V.	44.657	4.358	
	3	Troy Bude	Beinlich Racing Team e.V	47.282	6.983	
	28	Philip Jork	ADAC Hessen Thüringen e.V.			

# MSC Geesthacht

Einsteiger

Heidbergring 0,850 Km

2. Zeittraining Gr.1

25.08.2012 15:10

Qualifikation started at 15:19:19

Runde	Rundenzeit	Diff.	Tageszeit	Runde	Rundenzeit	Diff.	Tageszeit	Runde	Rundenzeit	Diff.	Tageszeit
<b>(4) Dirk Geiger</b>				2	43.225	+1.744	15:21:21.474	7	42.612	+0.662	15:25:06.902
1	46.684	+6.385	15:20:43.541	3	42.457	+0.976	15:22:03.931	8	43.783	+1.833	15:25:50.685
2	41.061	+0.762	15:21:24.602	4	42.173	+0.692	15:22:46.104	9	42.472	+0.522	15:26:33.157
3	40.905	+0.606	15:22:05.507	5	42.058	+0.577	15:23:28.162	10	42.431	+0.481	15:27:15.588
4	45.638	+5.339	15:22:51.145	6	42.629	+1.148	15:24:10.791	11	42.587	+0.637	15:27:58.175
5	40.655	+0.356	15:23:31.800	7	41.777	+0.296	15:24:52.568	12	42.675	+0.725	15:28:40.850
6	41.680	+1.381	15:24:13.480	8	42.113	+0.632	15:25:34.681	13	42.423	+0.473	15:29:23.273
7	42.742	+2.443	15:24:56.222	9	42.637	+1.156	15:26:17.318	14	42.348	+0.398	15:30:05.621
8	40.639	+0.340	15:25:36.861	10	41.960	+0.479	15:26:59.278	15	1:05.784	+23.834	15:31:11.405
9	42.444	+2.145	15:26:19.305	11	42.199	+0.718	15:27:41.477	16	42.145	+0.195	15:31:53.550
10	42.535	+2.236	15:27:01.840	12	42.180	+0.699	15:28:23.657	17	<b>41.950</b>		15:32:35.500
11	41.085	+0.786	15:27:42.925	13	41.765	+0.284	15:29:05.422	18	42.011	+0.061	15:33:17.511
12	40.747	+0.448	15:28:23.672	14	41.598	+0.117	15:29:47.020				
13	41.380	+1.081	15:29:05.052	15	<b>41.481</b>		15:30:28.501	<b>(23) Dustin Gerken</b>			
14	41.183	+0.884	15:29:46.235	16	42.333	+0.852	15:31:10.834	1	50.379	+6.711	15:20:56.359
15	41.222	+0.923	15:30:27.457	17	41.938	+0.457	15:31:52.772	2	48.136	+4.468	15:21:44.495
16	40.700	+0.401	15:31:08.157	18	41.995	+0.514	15:32:34.767	3	46.468	+2.800	15:22:30.963
17	40.631	+0.332	15:31:48.788	19	42.147	+0.666	15:33:16.914	4	46.743	+3.075	15:23:17.706
18	<b>40.299</b>		15:32:29.087	<b>(2) Timon Salewski</b>				5	45.658	+1.990	15:24:03.364
19	40.751	+0.452	15:33:09.838	1	45.215	+3.709	15:20:37.145	6	45.897	+2.229	15:24:49.261
<b>(21) Matthias Meggle</b>				2	43.307	+1.801	15:21:20.452	7	44.904	+1.236	15:25:34.165
1	45.309	+4.150	15:20:36.921	3	42.032	+0.526	15:22:02.484	8	44.371	+0.703	15:26:18.536
2	43.078	+1.919	15:21:19.999	4	42.135	+0.629	15:22:44.619	9	43.964	+0.296	15:27:02.500
3	42.163	+1.004	15:22:02.162	5	41.561	+0.055	15:23:26.180	10	<b>43.668</b>		15:27:46.168
4	41.995	+0.836	15:22:44.157	6	43.751	+2.245	15:24:09.931	11	43.940	+0.272	15:28:30.108
5	41.431	+0.272	15:23:25.588	7	41.702	+0.196	15:24:51.633	12	44.607	+0.939	15:29:14.715
6	43.340	+2.181	15:24:08.928	8	42.561	+1.055	15:25:34.194	13	45.093	+1.425	15:29:59.808
7	41.369	+0.210	15:24:50.297	9	41.848	+0.342	15:26:16.042	14	44.700	+1.032	15:30:44.508
8	42.679	+1.520	15:25:32.976	10	41.950	+0.444	15:26:57.992	15	45.187	+1.519	15:31:29.695
9	41.666	+0.507	15:26:14.642	11	41.894	+0.388	15:27:39.886	16	46.236	+2.568	15:32:15.931
10	41.785	+0.626	15:26:56.427	12	41.883	+0.377	15:28:21.769	17	46.014	+2.346	15:33:01.945
11	41.427	+0.268	15:27:37.854	13	42.594	+1.088	15:29:04.363	<b>(26) Benjamin Rösch</b>			
12	41.533	+0.374	15:28:19.387	14	41.896	+0.390	15:29:46.259	1	50.554	+6.855	15:20:53.549
13	41.668	+0.509	15:29:01.055	15	41.836	+0.330	15:30:28.095	2	49.959	+6.260	15:21:43.508
14	41.696	+0.537	15:29:42.751	16	41.921	+0.415	15:31:10.016	3	47.169	+3.470	15:22:30.677
15	41.606	+0.447	15:30:24.357	17	<b>41.506</b>		15:31:51.522	4	46.460	+2.761	15:23:17.137
16	41.723	+0.564	15:31:06.080	18	41.716	+0.210	15:32:33.238	5	46.015	+2.316	15:24:03.152
17	41.278	+0.119	15:31:47.358	19	41.812	+0.306	15:33:15.050	6	46.136	+2.437	15:24:49.288
18	41.286	+0.127	15:32:28.644	<b>(7) Leon Czichos</b>				7	46.402	+2.703	15:25:35.690
19	<b>41.159</b>		15:33:09.803	1	44.847	+3.180	15:20:39.903	8	45.242	+1.543	15:26:20.932
<b>(11) Jan-Ole Jähnig</b>				2	42.633	+0.966	15:21:22.536	9	45.163	+1.464	15:27:06.095
1	43.722	+2.357	15:20:38.929	3	42.340	+0.673	15:22:04.876	10	44.339	+0.640	15:27:50.434
2	42.919	+1.554	15:21:21.848	4	42.068	+0.401	15:22:46.944	11	44.402	+0.703	15:28:34.836
3	42.442	+1.077	15:22:04.290	5	41.881	+0.214	15:23:28.825	12	44.456	+0.757	15:29:19.292
4	42.108	+0.743	15:22:46.398	6	43.114	+1.447	15:24:11.939	13	44.134	+0.435	15:30:03.426
5	42.088	+0.723	15:23:28.486	7	1:28.952	+47.285	15:25:40.891	14	43.930	+0.231	15:30:47.356
6	42.781	+1.416	15:24:11.267	8	42.126	+0.459	15:26:23.017	15	<b>43.699</b>		15:31:31.055
7	42.045	+0.680	15:24:53.312	9	42.314	+0.647	15:27:05.331	16	44.358	+0.659	15:32:15.413
8	42.497	+1.132	15:25:35.809	10	41.882	+0.215	15:27:47.213	17	44.729	+1.030	15:33:00.142
9	42.721	+1.356	15:26:18.530	11	42.140	+0.473	15:28:29.353	<b>(5) Sophia Liebschner</b>			
10	41.874	+0.509	15:27:00.404	12	41.953	+0.286	15:29:11.306	1	51.269	+6.612	15:20:52.632
11	42.710	+1.345	15:27:43.114	13	41.833	+0.166	15:29:53.139	2	47.720	+3.063	15:21:40.352
12	41.968	+0.603	15:28:25.082	14	41.991	+0.324	15:30:35.130	3	46.543	+1.886	15:22:26.895
13	41.915	+0.550	15:29:06.997	15	<b>41.667</b>		15:31:16.797	4	45.702	+1.045	15:23:12.597
14	42.302	+0.937	15:29:49.299	16	41.716	+0.049	15:31:58.513	5	45.574	+0.917	15:23:58.171
15	41.895	+0.530	15:30:31.194	17	42.029	+0.362	15:32:40.542	6	45.353	+0.696	15:24:43.524
16	42.031	+0.666	15:31:13.225	<b>(17) Moritz Jenkner</b>				7	45.537	+0.880	15:25:29.061
17	41.427	+0.062	15:31:54.652	1	45.365	+3.415	15:20:37.799	8	45.583	+0.926	15:26:14.644
18	41.891	+0.526	15:32:36.543	2	44.627	+2.677	15:21:22.426	9	<b>44.657</b>		15:26:59.301
19	<b>41.365</b>		15:33:17.908	3	53.280	+11.330	15:22:15.706	10	45.261	+0.604	15:27:44.562
<b>(12) Toni Erhard</b>				4	42.831	+0.881	15:22:58.537	11	44.821	+0.164	15:28:29.383
1	44.039	+2.558	15:20:38.249	5	42.892	+0.942	15:23:41.429	12	45.038	+0.381	15:29:14.421
				6	42.861	+0.911	15:24:24.290	13	45.182	+0.525	15:29:59.603
								14	44.777	+0.120	15:30:44.380

Zeitnahmekommissar & Auswertung Orbits

Rennleiter



# MSC Geesthacht

Einsteiger Heidbergring 0,850 Km  
 2. Zeittraining Gr.1 25.08.2012 15:10  
 Qualifikation started at 15:19:19

Runde	Rundenzeit	Diff.	Tageszeit
15	45.075	+0.418	15:31:29.455
16	45.894	+1.237	15:32:15.349
17	45.045	+0.388	15:33:00.394
<b>(3) Troy Bude</b>			
1	53.867	+6.585	15:20:53.056
2	52.180	+4.898	15:21:45.236
3	49.999	+2.717	15:22:35.235
4	49.499	+2.217	15:23:24.734
5	50.469	+3.187	15:24:15.203
6	48.442	+1.160	15:25:03.645
7	48.760	+1.478	15:25:52.405
8	47.848	+0.566	15:26:40.253
9	48.694	+1.412	15:27:28.947
10	48.023	+0.741	15:28:16.970
11	48.618	+1.336	15:29:05.588
12	47.768	+0.486	15:29:53.356
13	47.484	+0.202	15:30:40.840
14	47.510	+0.228	15:31:28.350
15	<b>47.282</b>		15:32:15.632
16	47.304	+0.022	15:33:02.936

Runde	Rundenzeit	Diff.	Tageszeit
-------	------------	-------	-----------

Runde	Rundenzeit	Diff.	Tageszeit
-------	------------	-------	-----------

Rennleiter





MSC Geesthacht

Nach bester Rundenzeit sortiert

Einsteiger

Heidbergring 0,850 Km

2. Zeittraining Gr.2

25.08.2012 15:28

Qualifikation started at 15:36:22

Pos.	St.Nr.	Name	Team	Beste Zeit.	Diff. Fahrzeug
1	50	Ondrej Vostatek	MG racing Team	40.135	
2	35	Pedro John	ADAC Württemberg e.V	40.550	0.415
3	14	Dominic Kaßner	ADAC Racing Team AMC Sari e.V.	41.658	1.523
4	28	Philip Jork	ADAC Hessen Thüringen e.V.	41.812	1.677
5	8	Aaron Schäfer	ADAC Württemberg e.V	42.074	1.939
6	34	Jennifer Küther	PBIG München e.V.	42.439	2.304
7	6	Micky Winkler	Beinlich Racing Team e.V	43.378	3.243
8	1	Lukas Franke	ADAC Racing Team AMC Sari e.V.	44.067	3.932
Nicht Klassifiziert (110% = 44.148)					
	38	Manuel Rösch	ADAC Württemberg e.V	44.799	4.664
	41	Nicholas Niemann	ADAC Racing Team AMC Sari e.V.	45.856	5.721



# MSC Geesthacht

Einsteiger

Heidbergring 0,850 Km

2. Zeittraining Gr.2

25.08.2012 15:28

Qualifikation started at 15:36:22

Runde	Rundenzeit	Diff.	Tageszeit
<b>(50) Ondrej Vostatek</b>			
1	51.188	+11.053	15:37:53.155
2	50.331	+10.196	15:38:43.486
3	46.676	+6.541	15:39:30.162
4	45.605	+5.470	15:40:15.767
5	42.097	+1.962	15:40:57.864
6	44.179	+4.044	15:41:42.043
7	41.995	+1.860	15:42:24.038
8	40.979	+0.844	15:43:05.017
9	40.704	+0.569	15:43:45.721
10	40.594	+0.459	15:44:26.315
11	40.727	+0.592	15:45:07.042
12	40.797	+0.662	15:45:47.839
13	41.576	+1.441	15:46:29.415
14	<b>40.135</b>		15:47:09.550
15	40.955	+0.820	15:47:50.505
16	40.699	+0.564	15:48:31.204
17	40.674	+0.539	15:49:11.878
18	44.690	+4.555	15:49:56.568
19	41.529	+1.394	15:50:38.097
20	41.226	+1.091	15:51:19.323

Runde	Rundenzeit	Diff.	Tageszeit
<b>(35) Pedro John</b>			
1	43.495	+2.945	15:37:33.087
2	42.555	+2.005	15:38:15.642
3	41.382	+0.832	15:38:57.024
4	41.386	+0.836	15:39:38.410
5	41.203	+0.653	15:40:19.613
6	41.161	+0.611	15:41:00.774
7	41.463	+0.913	15:41:42.237
8	41.563	+1.013	15:42:23.800
9	40.785	+0.235	15:43:04.585
10	41.046	+0.496	15:43:45.631
11	40.573	+0.023	15:44:26.204
12	40.738	+0.188	15:45:06.942
13	40.630	+0.080	15:45:47.572
14	40.864	+0.314	15:46:28.436
15	40.610	+0.060	15:47:09.046
16	40.970	+0.420	15:47:50.016
17	40.700	+0.150	15:48:30.716
18	40.779	+0.229	15:49:11.495
19	46.672	+6.122	15:49:58.167
20	<b>40.550</b>		15:50:38.717
21	40.823	+0.273	15:51:19.540

Runde	Rundenzeit	Diff.	Tageszeit
<b>(14) Dominic Kaßner</b>			
1	44.021	+2.363	15:37:37.539
2	42.628	+0.970	15:38:20.167
3	41.987	+0.329	15:39:02.154
4	42.011	+0.353	15:39:44.165
5	42.247	+0.589	15:40:26.412
6	42.144	+0.486	15:41:08.556
7	41.792	+0.134	15:41:50.348
8	41.815	+0.157	15:42:32.163
9	42.653	+0.995	15:43:14.816
10	42.836	+1.178	15:43:57.652
11	42.159	+0.501	15:44:39.811
12	42.296	+0.638	15:45:22.107
13	41.973	+0.315	15:46:04.080
14	42.202	+0.544	15:46:46.282
15	42.371	+0.713	15:47:28.653
16	42.070	+0.412	15:48:10.723
17	43.337	+1.679	15:48:54.060
18	<b>41.658</b>		15:49:35.718
19	42.073	+0.415	15:50:17.791

Runde	Rundenzeit	Diff.	Tageszeit
20	42.218	+0.560	15:51:00.009
21	42.120	+0.462	15:51:42.129
<b>(28) Philip Jork</b>			
1	45.093	+3.281	15:37:36.586
2	44.031	+2.219	15:38:20.617
3	42.776	+0.964	15:39:03.393
4	42.735	+0.923	15:39:46.128
5	43.262	+1.450	15:40:29.390
6	42.489	+0.677	15:41:11.879
7	42.397	+0.585	15:41:54.276
8	42.744	+0.932	15:42:37.020
9	43.640	+1.828	15:43:20.660
10	1:13.883	+32.071	15:44:34.543
11	42.334	+0.522	15:45:16.877
12	42.556	+0.744	15:45:59.433
13	42.194	+0.382	15:46:41.627
14	42.020	+0.208	15:47:23.647
15	44.898	+3.086	15:48:08.545
16	44.884	+3.072	15:48:53.429
17	43.221	+1.409	15:49:36.650
18	42.071	+0.259	15:50:18.721
19	41.925	+0.113	15:51:00.646
20	<b>41.812</b>		15:51:42.458

Runde	Rundenzeit	Diff.	Tageszeit
<b>(8) Aaron Schäfer</b>			
1	43.292	+1.218	15:37:34.418
2	42.657	+0.583	15:38:17.075
3	42.348	+0.274	15:38:59.423
4	42.509	+0.435	15:39:41.932
5	42.552	+0.478	15:40:24.484
6	42.416	+0.342	15:41:06.900
7	42.509	+0.435	15:41:49.409
8	42.674	+0.600	15:42:32.083
9	42.917	+0.843	15:43:15.000
10	43.452	+1.378	15:43:58.452
11	42.535	+0.461	15:44:40.987
12	42.379	+0.305	15:45:23.366
13	42.260	+0.186	15:46:05.626
14	42.120	+0.046	15:46:47.746
15	<b>42.074</b>		15:47:29.820
16	42.226	+0.152	15:48:12.046
17	43.024	+0.950	15:48:55.070
18	42.282	+0.208	15:49:37.352
19	42.138	+0.064	15:50:19.490
20	42.292	+0.218	15:51:01.782
21	42.955	+0.881	15:51:44.737

Runde	Rundenzeit	Diff.	Tageszeit
<b>(34) Jennifer Küther</b>			
1	44.208	+1.769	15:37:37.815
2	43.038	+0.599	15:38:20.853
3	42.734	+0.295	15:39:03.587
4	42.647	+0.208	15:39:46.234
5	42.884	+0.445	15:40:29.118
6	<b>42.439</b>		15:41:11.557
7	42.513	+0.074	15:41:54.070
8	42.862	+0.423	15:42:36.932
9	43.525	+1.086	15:43:20.457
10	42.493	+0.054	15:44:02.950
11	43.858	+1.419	15:44:46.808
12	43.213	+0.774	15:45:30.021
13	45.368	+2.929	15:46:15.389
14	46.508	+4.069	15:47:01.897
15	1:05.358	+22.919	15:48:07.255
16	45.194	+2.755	15:48:52.449
17	43.218	+0.779	15:49:35.667

Runde	Rundenzeit	Diff.	Tageszeit
18	43.675	+1.236	15:50:19.342
19	42.633	+0.194	15:51:01.975
20	42.903	+0.464	15:51:44.878
<b>(6) Micky Winkler</b>			
1	47.241	+3.863	15:37:40.762
2	44.910	+1.532	15:38:25.672
3	44.641	+1.263	15:39:10.313
4	44.467	+1.089	15:39:54.780
5	43.900	+0.522	15:40:38.680
6	44.245	+0.867	15:41:22.925
7	44.015	+0.637	15:42:06.940
8	44.070	+0.692	15:42:51.010
9	44.208	+0.830	15:43:35.218
10	44.379	+1.001	15:44:19.597
11	44.141	+0.763	15:45:03.738
12	43.798	+0.420	15:45:47.536
13	43.984	+0.606	15:46:31.520
14	44.495	+1.117	15:47:16.015
15	44.161	+0.783	15:48:00.176
16	43.709	+0.331	15:48:43.885
17	44.176	+0.798	15:49:28.061
18	43.484	+0.106	15:50:11.545
19	<b>43.378</b>		15:50:54.923
20	43.435	+0.057	15:51:38.358

Runde	Rundenzeit	Diff.	Tageszeit
<b>(1) Lukas Franke</b>			
1	48.625	+4.558	15:37:45.018
2	45.838	+1.771	15:38:30.856
3	45.141	+1.074	15:39:15.997
4	45.009	+0.942	15:40:01.006
5	45.398	+1.331	15:40:46.404
6	44.983	+0.916	15:41:31.387
7	45.335	+1.268	15:42:16.722
8	44.613	+0.546	15:43:01.335
9	44.478	+0.411	15:43:45.813
10	44.267	+0.200	15:44:30.080
11	44.620	+0.553	15:45:14.700
12	44.709	+0.642	15:45:59.409
13	44.747	+0.680	15:46:44.156
14	44.540	+0.473	15:47:28.696
15	44.382	+0.315	15:48:13.078
16	<b>44.067</b>		15:48:57.145
17	46.616	+2.549	15:49:43.761
18	45.791	+1.724	15:50:29.552
19	44.171	+0.104	15:51:13.723
20	45.237	+1.170	15:51:58.960

Runde	Rundenzeit	Diff.	Tageszeit
<b>(38) Manuel Rösch</b>			
1	48.824	+4.025	15:37:44.952
2	49.308	+4.509	15:38:34.260
3	47.474	+2.675	15:39:21.734
4	47.184	+2.385	15:40:08.918
5	46.841	+2.042	15:40:55.759
6	46.492	+1.693	15:41:42.251
7	46.262	+1.463	15:42:28.513
8	46.020	+1.221	15:43:14.533
9	46.473	+1.674	15:44:01.006
10	46.296	+1.497	15:44:47.302
11	45.954	+1.155	15:45:33.256
12	46.044	+1.245	15:46:19.300
13	45.985	+1.186	15:47:05.285
14	45.551	+0.752	15:47:50.836
15	45.422	+0.623	15:48:36.258
16	46.344	+1.545	15:49:22.602
17	45.389	+0.590	15:50:07.991

Zeitnahmekommissar & Auswertung

Orbits

Rennleiter



# MSC Geesthacht

Einsteiger Heidbergring 0,850 Km

2. Zeittraining Gr.2 25.08.2012 15:28

Qualifikation started at 15:36:22

Runde	Rundenzeit	Diff.	Tageszeit	Runde	Rundenzeit	Diff.	Tageszeit	Runde	Rundenzeit	Diff.	Tageszeit
18	<b>44.799</b>		15:50:52.790								
19	45.159	+0.360	15:51:37.949								
<b>(41) Nicholas Niemann</b>											
1	48.710	+2.854	15:37:50.143								
2	47.203	+1.347	15:38:37.346								
3	46.820	+0.964	15:39:24.166								
4	46.302	+0.446	15:40:10.468								
5	46.105	+0.249	15:40:56.573								
6	46.557	+0.701	15:41:43.130								
7	<b>45.856</b>		15:42:28.986								
8	46.128	+0.272	15:43:15.114								
9	45.905	+0.049	15:44:01.019								
10	50.860	+5.004	15:44:51.879								
11	47.264	+1.408	15:45:39.143								
12	1:43.257	+57.401	15:47:22.400								
13	47.404	+1.548	15:48:09.804								
14	47.034	+1.178	15:48:56.838								
15	46.503	+0.647	15:49:43.341								
16	46.301	+0.445	15:50:29.642								
17	46.001	+0.145	15:51:15.643								
18	47.332	+1.476	15:52:02.975								

Rennleiter



# MSC Geesthacht

Einsteiger	Heidbergring 0,850 Km	
A-Finale		

Pos.	St.Nr.	Name	Team	Klasse	Gesamtbestzeit	R1. Beste Zeit.	R2. Beste Zeit.	R3. Beste Zeit.
1	50	Ondrej Vostatek	MG racing Team	Ein_100	40.135		40.913	
2	4	Dirk Geiger	ADAC Nordbaden e.V./AMC Alb	Ein_100	40.299	40.870		40.299
3	35	Pedro John	ADAC Württemberg e.V	Ein_100	40.550		40.718	
4	21	Matthias Meggle	ADAC Sport Team Südbayern e	Ein_50	41.103	41.103		41.159
5	11	Jan-Ole Jähnig	-	Ein_100	41.365	42.298		41.365
6	12	Toni Erhard	-	Ein_100	41.481	42.495		41.481
7	2	Timon Salewski	Team Müller Motorradteile	Ein_50	41.490	41.490		41.506
8	7	Leon Czichos	ADAC Team Weser-Ems e.V.	Ein_50	41.552	41.552		41.667
9	14	Dominic Kaßner	ADAC Racing Team AMC Sari e	Ein_100	41.600		41.600	
10	28	Philip Jork	ADAC Hessen Thüringen e.V.	Ein_50	41.812		41.927	
11	17	Moritz Jenkner	ADAC Sachsen e.V./Racespare.	Ein_100	41.950	42.192		41.950
12	8	Aaron Schäfer	ADAC Württemberg e.V	Ein_50	42.074		42.218	
13	34	Jennifer Küther	PBIG München e.V.	Ein_100	42.439		42.848	
14	6	Micky Winkler	Beinlich Racing Team e.V	Ein_50	43.378		43.705	
15	23	Dustin Gerken	ADAC BERLIN BRANDENBURG	Ein_100	43.668			43.668
16	26	Benjamin Rösch	ADAC Württemberg e.V	Ein_50	43.699	47.167		43.699
17	1	Lukas Franke	ADAC Racing Team AMC Sari e	Ein_50	44.067		44.127	
Nicht Klassifiziert (110% = 44.148)								
18	16	Lucas Busch	-	Ein_50	44.209	44.209		
19	5	Sophia Liebschner	ADAC Team Nordbayern e.V.	Ein_50	44.657	45.030		44.657
20	38	Manuel Rösch	ADAC Württemberg e.V	Ein_50	44.799		45.253	
21	41	Nicholas Niemann	ADAC Racing Team AMC Sari e	Ein_50	45.856		46.490	
22	3	Troy Bude	Beinlich Racing Team e.V	Ein_50	47.282	47.484		47.282

# MSC Geesthacht

Einsteiger Heidbergring 0,850 Km

A-Finale

Pos.	St.Nr.	Name	Team	Klasse	Gesamtbestzeit	R1. Beste Zeit.	R2. Beste Zeit.	R3. Beste Zeit.
<b>Ein_100</b>								
1	50	Ondrej Vostatek	MG racing Team	Ein_100	40.135		40.913	
2	4	Dirk Geiger	ADAC Nordbaden e.V./AMC Alb	Ein_100	40.299	40.870		40.299
3	35	Pedro John	ADAC Württemberg e.V.	Ein_100	40.550		40.718	
4	11	Jan-Ole Jähnig	-	Ein_100	41.365	42.298		41.365
5	12	Toni Erhard	-	Ein_100	41.481	42.495		41.481
6	14	Dominic Kaßner	ADAC Racing Team AMC Sari e	Ein_100	41.600		41.600	
7	17	Moritz Jenkner	ADAC Sachsen e.V./Racespare.	Ein_100	41.950	42.192		41.950
8	34	Jennifer Küther	PBIG München e.V.	Ein_100	42.439		42.848	
9	23	Dustin Gerken	ADAC BERLIN BRANDENBURG	Ein_100	43.668			43.668
<b>Ein_50</b>								
1	21	Matthias Meggle	ADAC Sport Team Südbayern e	Ein_50	41.103	41.103		41.159
2	2	Timon Salewski	Team Müller Motorradteile	Ein_50	41.490	41.490		41.506
3	7	Leon Czichos	ADAC Team Weser-Ems e.V.	Ein_50	41.552	41.552		41.667
4	28	Philip Jork	ADAC Hessen Thüringen e.V.	Ein_50	41.812		41.927	
5	8	Aaron Schäfer	ADAC Württemberg e.V.	Ein_50	42.074		42.218	
6	6	Micky Winkler	Beinlich Racing Team e.V.	Ein_50	43.378		43.705	
7	26	Benjamin Rösch	ADAC Württemberg e.V.	Ein_50	43.699	47.167		43.699
8	1	Lukas Franke	ADAC Racing Team AMC Sari e	Ein_50	44.067		44.127	
9	16	Lucas Busch	-	Ein_50	44.209	44.209		
10	5	Sophia Liebschner	ADAC Team Nordbayern e.V.	Ein_50	44.657	45.030		44.657
11	38	Manuel Rösch	ADAC Württemberg e.V.	Ein_50	44.799		45.253	
12	41	Nicholas Niemann	ADAC Racing Team AMC Sari e	Ein_50	45.856		46.490	
13	3	Troy Bude	Beinlich Racing Team e.V.	Ein_50	47.282	47.484		47.282

Zeitnahmekommissar & Auswertung Orbits

Rennleiter





# ADAC Mini Bike Cup

MSC Geesthacht

Einsteiger	Heidbergring 0,850 Km
A-Finale Rennen 1	25.08.2012 17:09
Rennen (6 Runden)	

26	23	6	1	5 4 3 2 1
16	15	14	17	
8	17	28	34	
12	11	10	13	
7	2	12	9	
8	7	6	11	
21	35	4	5	
4	3	2	50	1



Zeitnahmekommissar & Auswertung Orbits

Rennleiter *Olivier Cook*

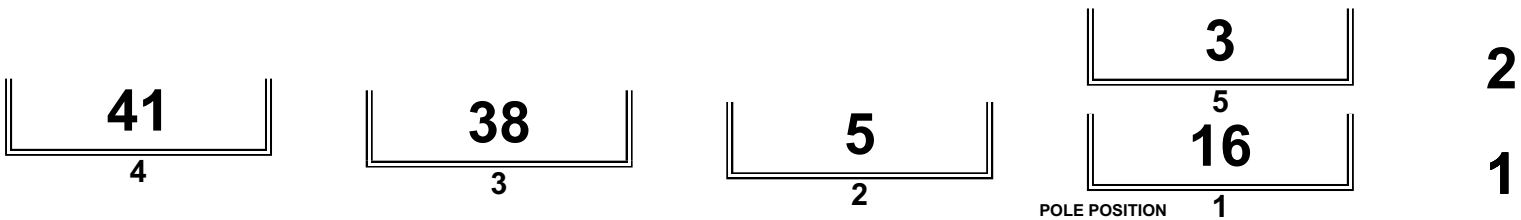




# ADAC Mini Bike Cup

MSC Geesthacht

Einsteiger	Heidbergring 0,850 Km	
B-Finale Rennen 2	25.08.2012 17:27	
Rennen (4 Runden)		



Zeitnahmekommissar & Auswertung Orbits

Rennleiter *Oliver Koch*

*[Signature]*





# ADAC Mini Bike Cup

MSC Geesthacht

Nach bester Rundenzeit sortiert


Einsteiger

Heidbergring 0,850 Km

Warm UP Gr.1

26.08.2012 08:13

Training started at 8:12:42



Pos.	St.Nr.	Name	Team	Beste Zeit.	Diff.	Fahrzeug
1	21	Matthias Meggle	ADAC Sport Team Südbayern e.V.	42.459		
2	2	Timon Salewski	Team Müller Motorradteile	42.745	0.286	
3	4	Dirk Geiger	ADAC Nordbaden e.V./AMC Albgau Ettl	42.848	0.389	
4	11	Jan-Ole Jähnig	-	42.977	0.518	
5	12	Toni Erhard	-	43.148	0.689	
6	7	Leon Czichos	ADAC Team Weser-Ems e.V.	44.187	1.728	
7	16	Lucas Busch	-	45.455	2.996	
8	17	Moritz Jenkner	ADAC Sachsen e.V./Racespare.com	45.572	3.113	
9	3	Troy Bude	Beinlich Racing Team e.V	48.768	6.309	
10	26	Benjamin Rösch	ADAC Württemberg e.V	56.010	13.551	

Zeitnahmekommissar & Auswertung

Orbits

Rennleiter





# MSC Geesthacht

Einsteiger	Heidbergring 0,850 Km
Warm UP Gr.1	26.08.2012 08:13
Training started at 8:12:42	

Runde	Rundenzeit	Diff.	Tageszeit
<b>(21) Matthias Meggle</b>			
1	50.399	+7.940	8:14:08.329
2	45.124	+2.665	8:14:53.453
3	43.919	+1.460	8:15:37.372
4	43.956	+1.497	8:16:21.328
5	43.866	+1.407	8:17:05.194
6	43.521	+1.062	8:17:48.715
7	44.304	+1.845	8:18:33.019
8	44.933	+2.474	8:19:17.952
9	43.054	+0.595	8:20:01.006
10	43.352	+0.893	8:20:44.358
11	<b>42.459</b>		8:21:26.817
12	43.149	+0.690	8:22:09.966
13	42.781	+0.322	8:22:52.747
<b>(2) Timon Salewski</b>			
1	49.610	+6.865	8:14:09.052
2	46.352	+3.607	8:14:55.404
3	43.388	+0.643	8:15:38.792
4	43.854	+1.109	8:16:22.646
5	42.827	+0.082	8:17:05.473
6	43.465	+0.720	8:17:48.938
7	44.484	+1.739	8:18:33.422
8	44.966	+2.221	8:19:18.388
9	42.948	+0.203	8:20:01.336
10	43.583	+0.838	8:20:44.919
11	<b>42.745</b>		8:21:27.664
12	43.762	+1.017	8:22:11.426
13	43.082	+0.337	8:22:54.508
<b>(4) Dirk Geiger</b>			
1	49.804	+6.956	8:14:08.507
2	45.968	+3.120	8:14:54.475
3	43.897	+1.049	8:15:38.372
4	44.840	+1.992	8:16:23.212
5	43.622	+0.774	8:17:06.834
6	46.096	+3.248	8:17:52.930
7	49.764	+6.916	8:18:42.694
8	46.598	+3.750	8:19:29.292
9	45.674	+2.826	8:20:14.966
10	43.546	+0.698	8:20:58.512
11	<b>42.848</b>		8:21:41.360
12	43.194	+0.346	8:22:24.554
<b>(11) Jan-Ole Jähnig</b>			
1	49.740	+6.763	8:14:09.475
2	46.178	+3.201	8:14:55.653
3	45.359	+2.382	8:15:41.012
4	44.323	+1.346	8:16:25.335
5	<b>42.977</b>		8:17:08.312
6	44.695	+1.718	8:17:53.007
7	49.306	+6.329	8:18:42.313
8	44.173	+1.196	8:19:26.486
9	47.046	+4.069	8:20:13.532
10	43.966	+0.989	8:20:57.498
11	43.809	+0.832	8:21:41.307
12	43.323	+0.346	8:22:24.630
<b>(12) Toni Erhard</b>			
1	52.162	+9.014	8:14:15.835
2	47.478	+4.330	8:15:03.313
3	45.293	+2.145	8:15:48.606
4	44.412	+1.264	8:16:33.018
5	44.436	+1.288	8:17:17.454
6	45.067	+1.919	8:18:02.521

Runde	Rundenzeit	Diff.	Tageszeit
7	45.223	+2.075	8:18:47.744
8	44.353	+1.205	8:19:32.097
9	44.846	+1.698	8:20:16.943
10	43.344	+0.196	8:21:00.287
11	<b>43.148</b>		8:21:43.435
12	43.433	+0.285	8:22:26.868
<b>(7) Leon Czichos</b>			
1	48.810	+4.623	8:15:32.334
2	46.686	+2.499	8:16:19.200
3	45.175	+0.988	8:17:04.195
4	44.315	+0.128	8:17:48.510
5	1:08.330	+24.143	8:18:56.840
6	1:39.623	+55.436	8:20:36.463
7	44.442	+0.255	8:21:20.905
8	<b>44.187</b>		8:22:05.092
9	1:10.267	+26.080	8:23:15.359
<b>(16) Lucas Busch</b>			
1	56.442	+10.987	8:14:24.417
2	51.573	+6.118	8:15:15.990
3	48.147	+2.692	8:16:04.137
4	46.811	+1.356	8:16:50.948
5	46.547	+1.092	8:17:37.495
6	46.693	+1.238	8:18:24.188
7	46.432	+0.977	8:19:10.620
8	47.163	+1.708	8:19:57.783
9	46.869	+1.414	8:20:44.652
10	46.009	+0.554	8:21:30.661
11	<b>45.455</b>		8:22:16.116
<b>(17) Moritz Jenkner</b>			
1	52.308	+6.736	8:14:09.779
2	47.085	+1.513	8:14:56.864
3	46.463	+0.891	8:15:43.327
4	<b>45.572</b>		8:16:28.899
5	45.616	+0.044	8:17:14.515
6	2:10.418	+1:24.846	8:19:24.933
7	50.165	+4.593	8:20:15.098
8	45.733	+0.161	8:21:00.831
9	46.019	+0.447	8:21:46.850
10	45.625	+0.053	8:22:32.475
<b>(3) Troy Bude</b>			
1	59.390	+10.622	8:14:26.621
2	54.457	+5.689	8:15:21.078
3	53.049	+4.281	8:16:14.127
4	51.913	+3.145	8:17:06.040
5	51.444	+2.676	8:17:57.484
6	51.058	+2.290	8:18:48.542
7	50.203	+1.435	8:19:38.745
8	49.571	+0.803	8:20:28.316
9	49.053	+0.285	8:21:17.369
10	52.930	+4.162	8:22:10.299
11	<b>48.768</b>		8:22:59.067
<b>(26) Benjamin Rösch</b>			
1	59.084	+3.074	8:14:28.674
2	59.434	+3.424	8:15:28.108
3	57.841	+1.831	8:16:25.949
4	<b>56.010</b>		8:17:21.959
5	59.804	+3.794	8:18:21.763
6	57.580	+1.570	8:19:19.343
7	58.306	+2.296	8:20:17.649
8	56.902	+0.892	8:21:14.551
9	58.162	+2.152	8:22:12.713

Rennleiter





# ADAC Mini Bike Cup

MSC Geesthacht

Nach bester Rundenzeit sortiert


Einsteiger

Heidbergring 0,850 Km

Warm up Gr.2

26.08.2012 08:26

Training (10:00 Zeit) started at 8:27:12



Pos.	St.Nr.	Name	Team	Beste Zeit.	Diff.	Fahrzeug
1	50	Ondrej Vostatek	MG racing Team	42.108		
2	35	Pedro John	ADAC Württemberg e.V	42.366	0.258	
3	14	Dominic Kaßner	ADAC Racing Team AMC Sari e.V.	43.026	0.918	
4	8	Aaron Schäfer	ADAC Württemberg e.V	43.603	1.495	
5	34	Jennifer Küther	PBIG München e.V.	44.054	1.946	
6	28	Philip Jork	ADAC Hessen Thüringen e.V.	44.073	1.965	
7	1	Lukas Franke	ADAC Racing Team AMC Sari e.V.	45.294	3.186	
8	38	Manuel Rösch	ADAC Württemberg e.V	45.789	3.681	
9	6	Micky Winkler	Beinlich Racing Team e.V	45.973	3.865	

Zeitnahmekommissar & Auswertung

Orbits

Rennleiter



# MSC Geesthacht

Einsteiger	Heidbergring 0,850 Km	
Warm up Gr.2	26.08.2012 08:26	
Training (10:00 Zeit) started at 8:27:12		

Runde	Rundenzeit	Diff.	Tageszeit
<b>(50) Ondrej Vostatek</b>			
1	50.027	+7.919	8:28:43.744
2	49.195	+7.087	8:29:32.939
3	44.713	+2.605	8:30:17.652
4	44.129	+2.021	8:31:01.781
5	44.150	+2.042	8:31:45.931
6	43.040	+0.932	8:32:28.971
7	42.617	+0.509	8:33:11.588
8	42.470	+0.362	8:33:54.058
9	42.486	+0.378	8:34:36.544
10	<b>42.108</b>		8:35:18.652
<b>(35) Pedro John</b>			
1	49.196	+6.830	8:28:37.598
2	45.770	+3.404	8:29:23.368
3	44.966	+2.600	8:30:08.334
4	44.393	+2.027	8:30:52.727
5	44.277	+1.911	8:31:37.004
6	43.401	+1.035	8:32:20.405
7	44.649	+2.283	8:33:05.054
8	43.599	+1.233	8:33:48.653
9	43.541	+1.175	8:34:32.194
10	<b>42.366</b>		8:35:14.560
<b>(14) Dominic Kaßner</b>			
1	49.393	+6.367	8:28:40.958
2	43.896	+0.870	8:29:24.854
3	44.585	+1.559	8:30:09.439
4	43.987	+0.961	8:30:53.426
5	43.995	+0.969	8:31:37.421
6	43.747	+0.721	8:32:21.168
7	43.737	+0.711	8:33:04.905
8	43.562	+0.536	8:33:48.467
9	43.163	+0.137	8:34:31.630
10	<b>43.026</b>		8:35:14.656
<b>(8) Aaron Schäfer</b>			
1	48.561	+4.958	8:28:37.981
2	46.334	+2.731	8:29:24.315
3	45.053	+1.450	8:30:09.368
4	<b>43.603</b>		8:30:52.971
5	44.314	+0.711	8:31:37.285
6	43.653	+0.050	8:32:20.938
7	43.847	+0.244	8:33:04.785
8	43.704	+0.101	8:33:48.489
9	43.717	+0.114	8:34:32.206
10	43.675	+0.072	8:35:15.881
<b>(34) Jennifer Küther</b>			
1	49.320	+5.266	8:28:37.286
2	46.773	+2.719	8:29:24.059
3	45.266	+1.212	8:30:09.325
4	44.930	+0.876	8:30:54.255
5	45.125	+1.071	8:31:39.380
6	44.801	+0.747	8:32:24.181
7	44.833	+0.779	8:33:09.014
8	45.135	+1.081	8:33:54.149
9	<b>44.054</b>		8:34:38.203
10	44.563	+0.509	8:35:22.766
<b>(28) Philip Jork</b>			
1	52.603	+8.530	8:28:47.184
2	48.938	+4.865	8:29:36.122
3	46.472	+2.399	8:30:22.594
4	45.702	+1.629	8:31:08.296

Runde	Rundenzeit	Diff.	Tageszeit
5	45.091	+1.018	8:31:53.387
6	44.604	+0.531	8:32:37.991
7	45.673	+1.600	8:33:23.664
8	46.350	+2.277	8:34:10.014
9	45.291	+1.218	8:34:55.305
10	<b>44.073</b>		8:35:39.378
<b>(1) Lukas Franke</b>			
1	51.520	+6.226	8:28:46.801
2	47.352	+2.058	8:29:34.153
3	46.446	+1.152	8:30:20.599
4	46.442	+1.148	8:31:07.041
5	45.545	+0.251	8:31:52.586
6	<b>45.294</b>		8:32:37.880
7	45.633	+0.339	8:33:23.513
8	46.361	+1.067	8:34:09.874
9	45.405	+0.111	8:34:55.279
10	45.326	+0.032	8:35:40.605
<b>(38) Manuel Rösch</b>			
1	52.127	+6.338	8:28:43.479
2	49.688	+3.899	8:29:33.167
3	47.040	+1.251	8:30:20.207
4	46.541	+0.752	8:31:06.748
5	46.898	+1.109	8:31:53.646
6	48.752	+2.963	8:32:42.398
7	46.718	+0.929	8:33:29.116
8	46.325	+0.536	8:34:15.441
9	46.542	+0.753	8:35:01.983
10	<b>45.789</b>		8:35:47.772
<b>(6) Micky Winkler</b>			
1	54.566	+8.593	8:28:51.003
2	50.924	+4.951	8:29:41.927
3	48.164	+2.191	8:30:30.091
4	47.184	+1.211	8:31:17.275
5	46.543	+0.570	8:32:03.818
6	46.642	+0.669	8:32:50.460
7	46.509	+0.536	8:33:36.969
8	<b>45.973</b>		8:34:22.942
9	46.092	+0.119	8:35:09.034

Zeitnahmekommissar & Auswertung Orbits

Rennleiter





# ADAC Mini Bike Cup

MSC Geesthacht

Nach Runden sortiert

Einsteiger

Heidbergring 0,850 Km

A-Finale Rennen 1

25.08.2012 17:09

Rennen (16 Runden) started at 17:18:24

Pos.	St.Nr.	Name	Klasse	Runden	Diff.	Abstand	Gesamtzeit	Beste Zeit.	n Runde	Fahrzeug	Lizenz
1	4	Dirk Geiger	Ein_100	16			11:30.589	40.848	15		
2	35	Pedro John	Ein_100	16	0.201	0.201	11:30.790	40.683	12		
3	50	Ondrej Vostatek	Ein_100	16	0.251	0.050	11:30.840	40.056	4		
4	14	Dominic Kaßner	Ein_100	16	7.054	6.803	11:37.643	40.900	4		
5	21	Matthias Meggle	Ein_50	16	7.203	0.149	11:37.792	41.021	12		
6	11	Jan-Ole Jähnig	Ein_100	16	19.740	12.537	11:50.329	41.822	6		
7	12	Toni Erhard	Ein_100	16	21.637	1.897	11:52.226	41.808	6		
8	34	Jennifer Küther	Ein_100	16	22.740	1.103	11:53.329	41.794	4		
9	28	Philip Jork	Ein_50	16	22.852	0.112	11:53.441	41.809	4		
10	8	Aaron Schäfer	Ein_50	16	23.092	0.240	11:53.681	41.805	14		
11	17	Moritz Jenkner	Ein_100	16	30.320	7.228	12:00.909	42.330	4		
12	6	Micky Winkler	Ein_50	15	1 Runde	1 Runde	11:42.134	43.067	6		
13	23	Dustin Gerken	Ein_100	15	1 Runde	4.419	11:46.553	43.182	13		
14	1	Lukas Franke	Ein_50	15	1 Runde	11.232	11:57.785	44.447	12		

Nicht Klassifiziert (75% = 12 Runden)

NF	2	Timon Salewski	Ein_50	15	NF		11:08.710	41.433	5		
NF	26	Benjamin Rösch	Ein_50	5	NF		4:21.559	44.188	5		
NF	7	Leon Czichos	Ein_50		NF		51.617		0		

Vorsprung	Durchschnitts Geschwindigkeit	Beste Rundenzeit	Beste Geschw.	Beste Runde von
0.201	70,896	40.056	76,393	50 - Ondrej Vostatek

Zeitnahmekommissar & Auswertung

Orbits

Rennleiter




# MSC Geesthacht

Einsteiger  
A-Finale Rennen 1

Heidbergring 0,850 Km

25.08.2012 17:09

Rennen (16 Runden) started at 17:18:24



Runde	Rundenzeit	Diff.	Tageszeit	Runde	Rundenzeit	Diff.	Tageszeit	Runde	Rundenzeit	Diff.	Tageszeit
<b>(4) Dirk Geiger</b>				11	41.461	+0.561	17:26:33.937	5	42.036	+0.242	17:22:29.887
1	44.062	+3.214	17:19:37.964	12	41.302	+0.402	17:27:15.239	6	42.113	+0.319	17:23:12.000
2	41.347	+0.499	17:20:19.311	13	42.079	+1.179	17:27:57.318	7	42.353	+0.559	17:23:54.353
3	41.303	+0.455	17:21:00.614	14	41.421	+0.521	17:28:38.739	8	42.122	+0.328	17:24:36.475
4	41.105	+0.257	17:21:41.719	15	41.519	+0.619	17:29:20.258	9	42.253	+0.459	17:25:18.728
5	41.143	+0.295	17:22:22.862	16	41.403	+0.503	17:30:01.661	10	41.945	+0.151	17:26:00.673
6	41.128	+0.280	17:23:03.990	<b>(21) Matthias Meggle</b>				11	42.993	+1.199	17:26:43.666
7	41.798	+0.950	17:23:45.788	1	45.075	+4.054	17:19:39.302	12	42.787	+0.993	17:27:26.453
8	41.087	+0.239	17:24:26.875	2	42.368	+1.347	17:20:21.670	13	41.812	+0.018	17:28:08.265
9	41.042	+0.194	17:25:07.917	3	42.055	+1.034	17:21:03.725	14	42.068	+0.274	17:28:50.333
10	41.047	+0.199	17:25:48.964	4	41.265	+0.244	17:21:44.990	15	43.934	+2.140	17:29:34.267
11	40.998	+0.150	17:26:29.962	5	41.158	+0.137	17:22:26.148	16	43.080	+1.286	17:30:17.347
12	40.909	+0.061	17:27:10.871	6	41.095	+0.074	17:23:07.243	<b>(28) Philip Jork</b>			
13	41.062	+0.214	17:27:51.933	7	41.159	+0.138	17:23:48.402	1	46.511	+4.702	17:19:41.695
14	40.855	+0.007	17:28:32.788	8	41.445	+0.424	17:24:29.847	2	42.316	+0.507	17:20:24.011
15	<b>40.848</b>		17:29:13.636	9	41.783	+0.762	17:25:11.630	3	42.297	+0.488	17:21:06.308
16	40.971	+0.123	17:29:54.607	10	41.077	+0.056	17:25:52.707	4	<b>41.809</b>		17:21:48.117
<b>(35) Pedro John</b>				11	41.761	+0.740	17:26:34.468	5	42.119	+0.310	17:22:30.236
1	44.855	+4.172	17:19:38.918	12	<b>41.021</b>		17:27:15.489	6	42.000	+0.191	17:23:12.236
2	41.724	+1.041	17:20:20.642	13	42.026	+1.005	17:27:57.515	7	42.303	+0.494	17:23:54.539
3	41.193	+0.510	17:21:01.835	14	41.363	+0.342	17:28:38.878	8	42.296	+0.487	17:24:36.835
4	41.070	+0.387	17:21:42.905	15	41.452	+0.431	17:29:20.330	9	42.229	+0.420	17:25:19.064
5	40.982	+0.299	17:22:23.887	16	41.480	+0.459	17:30:01.810	10	41.873	+0.064	17:26:00.937
6	40.824	+0.141	17:23:04.711	<b>(11) Jan-Ole Jähnig</b>				11	42.209	+0.400	17:26:43.146
7	41.289	+0.606	17:23:46.000	1	46.214	+4.392	17:19:40.997	12	42.131	+0.322	17:27:25.277
8	41.038	+0.355	17:24:27.038	2	42.033	+0.211	17:20:23.030	13	42.004	+0.195	17:28:07.281
9	41.074	+0.391	17:25:08.112	3	42.055	+0.233	17:21:05.085	14	42.164	+0.355	17:28:49.445
10	41.575	+0.892	17:25:49.687	4	42.026	+0.204	17:21:47.111	15	42.760	+0.951	17:29:32.205
11	41.121	+0.438	17:26:30.808	5	41.906	+0.084	17:22:29.017	16	45.254	+3.445	17:30:17.459
12	<b>40.683</b>		17:27:11.491	6	<b>41.822</b>		17:23:10.839	<b>(8) Aaron Schäfer</b>			
13	40.729	+0.046	17:27:52.220	7	42.703	+0.881	17:23:53.542	1	46.868	+5.063	17:19:42.015
14	40.701	+0.018	17:28:32.921	8	42.272	+0.450	17:24:35.814	2	42.211	+0.406	17:20:24.226
15	40.872	+0.189	17:29:13.793	9	42.441	+0.619	17:25:18.255	3	42.273	+0.468	17:21:06.499
16	41.015	+0.332	17:29:54.808	10	41.844	+0.022	17:26:00.099	4	42.262	+0.457	17:21:48.761
<b>(50) Ondrej Vostatek</b>				11	42.288	+0.466	17:26:42.387	5	41.883	+0.078	17:22:30.644
1	1:15.461	+35.405	17:19:39.480	12	42.344	+0.522	17:27:24.731	6	42.168	+0.363	17:23:12.812
2	42.112	+2.056	17:20:21.592	13	42.081	+0.259	17:28:06.812	7	42.590	+0.785	17:23:55.402
3	41.500	+1.444	17:21:03.092	14	41.993	+0.171	17:28:48.805	8	42.646	+0.841	17:24:38.048
4	<b>40.056</b>		17:21:43.148	15	42.935	+1.113	17:29:31.740	9	42.221	+0.416	17:25:20.269
5	40.777	+0.721	17:22:23.925	16	42.607	+0.785	17:30:14.347	10	41.883	+0.078	17:26:02.152
6	40.908	+0.852	17:23:04.833	<b>(12) Toni Erhard</b>				11	42.033	+0.228	17:26:44.185
7	41.168	+1.112	17:23:46.001	1	45.932	+4.124	17:19:40.357	12	42.527	+0.722	17:27:26.712
8	41.209	+1.153	17:24:27.210	2	42.023	+0.215	17:20:22.380	13	42.268	+0.463	17:28:08.980
9	41.003	+0.947	17:25:08.213	3	42.960	+1.152	17:21:05.340	14	<b>41.805</b>		17:28:50.785
10	41.640	+1.584	17:25:49.853	4	42.030	+0.222	17:21:47.370	15	44.075	+2.270	17:29:34.860
11	41.049	+0.993	17:26:30.902	5	41.869	+0.061	17:22:29.239	16	42.839	+1.034	17:30:17.699
12	40.669	+0.613	17:27:11.571	6	<b>41.808</b>		17:23:11.047	<b>(17) Moritz Jenker</b>			
13	40.768	+0.712	17:27:52.339	7	42.647	+0.839	17:23:53.694	1	47.672	+5.342	17:19:42.695
14	40.780	+0.724	17:28:33.119	8	42.210	+0.402	17:24:35.904	2	42.936	+0.606	17:20:25.631
15	40.670	+0.614	17:29:13.789	9	42.549	+0.741	17:25:18.453	3	42.915	+0.585	17:21:08.546
16	41.069	+1.013	17:29:54.858	10	42.035	+0.227	17:26:00.488	4	<b>42.330</b>		17:21:50.876
<b>(14) Dominic Kaßner</b>				11	42.127	+0.319	17:26:42.615	5	42.481	+0.151	17:22:33.357
1	44.608	+3.708	17:19:39.504	12	42.283	+0.475	17:27:24.898	6	42.556	+0.226	17:23:15.913
2	41.944	+1.044	17:20:21.448	13	41.983	+0.175	17:28:06.881	7	44.177	+1.847	17:24:00.090
3	41.713	+0.813	17:21:03.161	14	42.397	+0.589	17:28:49.278	8	42.889	+0.559	17:24:42.979
4	<b>40.900</b>		17:21:44.061	15	42.721	+0.913	17:29:31.999	9	42.694	+0.364	17:25:25.673
5	40.997	+0.097	17:22:25.058	16	44.245	+2.437	17:30:16.244	10	42.404	+0.074	17:26:08.077
6	41.216	+0.316	17:23:06.274	<b>(34) Jennifer Küther</b>				11	42.902	+0.572	17:26:50.979
7	41.636	+0.736	17:23:47.910	1	45.884	+4.090	17:19:41.201	12	42.413	+0.083	17:27:33.392
8	41.818	+0.918	17:24:29.728	2	42.241	+0.447	17:20:23.442	13	42.509	+0.179	17:28:15.901
9	41.589	+0.689	17:25:11.317	3	42.615	+0.821	17:21:06.057	14	42.516	+0.186	17:28:58.417
10	41.159	+0.259	17:25:52.476	4	<b>41.794</b>		17:21:47.851	15	42.501	+0.171	17:29:40.918
								16	44.009	+1.679	17:30:24.927

# MSC Geesthacht

Einsteiger	Heidbergring 0,850 Km
A-Finale Rennen 1	25.08.2012 17:09
Rennen (16 Runden) started at 17:18:24	

Runde	Rundenzeit	Diff.	Tageszeit
<b>(6) Micky Winkler</b>			
1	48.443	+5.376	17:19:44.437
2	46.035	+2.968	17:20:30.472
3	45.507	+2.440	17:21:15.979
4	45.185	+2.118	17:22:01.164
5	44.169	+1.102	17:22:45.333
6	<b>43.067</b>		17:23:28.400
7	45.504	+2.437	17:24:13.904
8	43.825	+0.758	17:24:57.729
9	44.126	+1.059	17:25:41.855
10	44.097	+1.030	17:26:25.952
11	43.768	+0.701	17:27:09.720
12	44.288	+1.221	17:27:54.008
13	43.732	+0.665	17:28:37.740
14	44.300	+1.233	17:29:22.040
15	44.112	+1.045	17:30:06.152
<b>(23) Dustin Gerken</b>			
1	49.503	+6.321	17:19:45.349
2	45.635	+2.453	17:20:30.984
3	45.506	+2.324	17:21:16.490
4	45.137	+1.955	17:22:01.627
5	44.786	+1.604	17:22:46.413
6	46.107	+2.925	17:23:32.520
7	46.050	+2.868	17:24:18.570
8	45.927	+2.745	17:25:04.497
9	43.277	+0.095	17:25:47.774
10	43.204	+0.022	17:26:30.978
11	43.220	+0.038	17:27:14.198
12	45.655	+2.473	17:27:59.853
13	<b>43.182</b>		17:28:43.035
14	43.756	+0.574	17:29:26.791
15	43.780	+0.598	17:30:10.571
<b>(1) Lukas Franke</b>			
1	48.080	+3.633	17:19:44.164
2	46.142	+1.695	17:20:30.306
3	45.577	+1.130	17:21:15.883
4	45.242	+0.795	17:22:01.125
5	45.023	+0.576	17:22:46.148
6	45.476	+1.029	17:23:31.624
7	46.939	+2.492	17:24:18.563
8	45.956	+1.509	17:25:04.519
9	45.413	+0.966	17:25:49.932
10	44.851	+0.404	17:26:34.783
11	44.457	+0.010	17:27:19.240
12	<b>44.447</b>		17:28:03.687
13	44.827	+0.380	17:28:48.514
14	46.313	+1.866	17:29:34.827
15	46.976	+2.529	17:30:21.803
<b>(2) Timon Salewski</b>			
1	47.940	+6.507	17:19:42.869
2	42.750	+1.317	17:20:25.619
3	41.918	+0.485	17:21:07.537
4	41.889	+0.456	17:21:49.426
5	<b>41.433</b>		17:22:30.859
6	42.732	+1.299	17:23:13.591
7	42.100	+0.667	17:23:55.691
8	42.274	+0.841	17:24:37.965
9	41.584	+0.151	17:25:19.549
10	41.578	+0.145	17:26:01.127
11	42.572	+1.139	17:26:43.699
12	41.695	+0.262	17:27:25.394
13	42.011	+0.578	17:28:07.405

Runde	Rundenzeit	Diff.	Tageszeit
14	42.133	+0.700	17:28:49.538
15	43.190	+1.757	17:29:32.728
<b>(26) Benjamin Rösch</b>			
1	49.104	+4.916	17:19:45.063
2	45.611	+1.423	17:20:30.674
3	45.531	+1.343	17:21:16.205
4	45.184	+0.996	17:22:01.389
5	<b>44.188</b>		17:22:45.577

Runde	Rundenzeit	Diff.	Tageszeit
-------	------------	-------	-----------

Zeitnahmekommissar & Auswertung Orbits

Rennleiter





# MSC Geesthacht

Nach Runden sortiert

Einsteiger

Heidbergring 0,850 Km

A-Finale Rennen 1

25.08.2012 17:09

Rennen (16 Runden) started at 17:18:24

Pos.	St.Nr.	Name	Klasse	Runden	Diff.	Abstand	Gesamtzeit	Beste Zeit.	n Runde	Fahrzeug	Lizenz
Ein_100											
1	4	Dirk Geiger	Ein_100	16			11:30.589	40.848	15		
2	35	Pedro John	Ein_100	16	0.201	0.201	11:30.790	40.683	12		
3	50	Ondrej Vostatek	Ein_100	16	0.251	0.050	11:30.840	40.056	4		
4	14	Dominic Kaßner	Ein_100	16	7.054	6.803	11:37.643	40.900	4		
5	11	Jan-Ole Jähnig	Ein_100	16	19.740	12.686	11:50.329	41.822	6		
6	12	Toni Erhard	Ein_100	16	21.637	1.897	11:52.226	41.808	6		
7	34	Jennifer Küther	Ein_100	16	22.740	1.103	11:53.329	41.794	4		
8	17	Moritz Jenkner	Ein_100	16	30.320	7.580	12:00.909	42.330	4		
9	23	Dustin Gerken	Ein_100	15	1 Runde	1 Runde	11:46.553	43.182	13		
Ein_50											
1	21	Matthias Meggle	Ein_50	16			11:37.792	41.021	12		
2	28	Philip Jork	Ein_50	16	15.649	15.649	11:53.441	41.809	4		
3	8	Aaron Schäfer	Ein_50	16	15.889	0.240	11:53.681	41.805	14		
4	6	Micky Winkler	Ein_50	15	1 Runde	1 Runde	11:42.134	43.067	6		
5	1	Lukas Franke	Ein_50	15	1 Runde	15.651	11:57.785	44.447	12		
Nicht Klassifiziert (75% = 12 Runden)											
NF	2	Timon Salewski	Ein_50	15	NF		11:08.710	41.433	5		
NF	26	Benjamin Rösch	Ein_50	5	NF		4:21.559	44.188	5		
NF	7	Leon Czichos	Ein_50		NF		51.617		0		

Vorsprung	Durchschnitts Geschwindigkeit	Beste Rundenzeit	Beste Geschw.	Beste Runde von
0.201	70,896	40.056	76,393	50 - Ondrej Vostatek

Zeitnahmekommissar & Auswertung Orbits

Rennleiter 













# ADAC Mini Bike Cup

MSC Geesthacht

Nach Runden sortiert

Einsteiger

Heidbergring 0,850 Km

B-Finale Rennen 2

25.08.2012 17:27

Rennen (14 Runden) started at 17:41:34

Pos.	St.Nr.	Name	Klasse	Runden	Diff.	Abstand	Gesamtzeit	Beste Zeit.	n Runde	Fahrzeug	Lizenz
1	16	Lucas Busch	Ein_50	14			10:25.851	43.621	14		
2	5	Sophia Liebschner	Ein_50	14	0.370	0.370	10:26.221	43.752	9		
3	38	Manuel Rösch	Ein_50	14	15.017	14.647	10:40.868	44.750	12		
4	3	Troy Bude	Ein_50	14	45.083	30.066	11:10.934	47.077	11		
Nicht Klassifiziert (75% = 11 Runden)											
NS	41	Nicholas Niemann	Ein_50			NS			0		

Vorsprung	Durchschnitts Geschwindigkeit	Beste Rundenzeit	Beste Geschw.	Beste Runde von
0.370	68,451	43.621	70,150	16 - Lucas Busch

Zeitnahmekommissar & Auswertung

Orbits

Rennleiter



# MSC Geesthacht

<p>Einsteiger</p> <p>B-Finale Rennen 2</p> <p>Rennen (14 Runden) started at 17:41:34</p>	<p>Heidbergring 0,850 Km</p> <p>25.08.2012 17:27</p>
--	--

Runde	Rundenzeit	Diff.	Tageszeit	Runde	Rundenzeit	Diff.	Tageszeit	Runde	Rundenzeit	Diff.	Tageszeit
<b>(16) Lucas Busch</b>											
1	49.213	+5.592	17:42:24.812								
2	44.543	+0.922	17:43:09.355								
3	44.689	+1.068	17:43:54.044								
4	44.875	+1.254	17:44:38.919								
5	44.363	+0.742	17:45:23.282								
6	44.159	+0.538	17:46:07.441								
7	44.700	+1.079	17:46:52.141								
8	44.691	+1.070	17:47:36.832								
9	43.857	+0.236	17:48:20.689								
10	43.997	+0.376	17:49:04.686								
11	43.809	+0.188	17:49:48.495								
12	44.074	+0.453	17:50:32.569								
13	43.854	+0.233	17:51:16.423								
14	<b>43.621</b>		17:52:00.044								
<b>(5) Sophia Liebschner</b>											
1	48.095	+4.343	17:42:23.658								
2	45.522	+1.770	17:43:09.180								
3	44.779	+1.027	17:43:53.959								
4	44.820	+1.068	17:44:38.779								
5	44.951	+1.199	17:45:23.730								
6	44.343	+0.591	17:46:08.073								
7	44.559	+0.807	17:46:52.632								
8	44.527	+0.775	17:47:37.159								
9	<b>43.752</b>		17:48:20.911								
10	43.879	+0.127	17:49:04.790								
11	43.897	+0.145	17:49:48.687								
12	44.141	+0.389	17:50:32.828								
13	43.828	+0.076	17:51:16.656								
14	43.758	+0.006	17:52:00.414								
<b>(38) Manuel Rösch</b>											
1	49.811	+5.061	17:42:25.501								
2	46.862	+2.112	17:43:12.363								
3	46.136	+1.386	17:43:58.499								
4	46.043	+1.293	17:44:44.542								
5	44.768	+0.018	17:45:29.310								
6	45.181	+0.431	17:46:14.491								
7	45.981	+1.231	17:47:00.472								
8	45.007	+0.257	17:47:45.479								
9	44.883	+0.133	17:48:30.362								
10	45.258	+0.508	17:49:15.620								
11	44.859	+0.109	17:50:00.479								
12	<b>44.750</b>		17:50:45.229								
13	44.906	+0.156	17:51:30.135								
14	44.926	+0.176	17:52:15.061								
<b>(3) Troy Bude</b>											
1	51.684	+4.607	17:42:27.912								
2	48.391	+1.314	17:43:16.303								
3	47.417	+0.340	17:44:03.720								
4	47.328	+0.251	17:44:51.048								
5	47.715	+0.638	17:45:38.763								
6	47.358	+0.281	17:46:26.121								
7	47.180	+0.103	17:47:13.301								
8	47.209	+0.132	17:48:00.510								
9	47.263	+0.186	17:48:47.773								
10	47.286	+0.209	17:49:35.059								
11	<b>47.077</b>		17:50:22.136								
12	47.390	+0.313	17:51:09.526								
13	47.891	+0.814	17:51:57.417								
14	47.710	+0.633	17:52:45.127								

Zeitnahmekommissar & Auswertung Orbits

Rennleiter





# ADAC Mini Bike Cup

MSC Geesthacht

Nach Runden sortiert

Einsteiger

Heidbergring 0,850 Km

A-Finale Rennen 4

26.08.2012 11:23

Rennen (16 Runden) started at 11:26:47

Pos.	St.Nr.	Name	Klasse	Runden	Diff.	Abstand	Gesamtzeit	Beste Zeit. n Runde	Fahrzeug	Lizenz
1	4	Dirk Geiger	Ein_100	7			4:50.734	40.903	5	
2	35	Pedro John	Ein_100	7	0.569	0.569	4:51.303	40.815	6	
3	12	Toni Erhard	Ein_100	7	5.075	4.506	4:55.809	41.717	5	
4	21	Matthias Meggle	Ein_50	7	5.319	0.244	4:56.053	41.580	3	
5	50	Ondrej Vostatek	Ein_100	7	9.094	3.775	4:59.828	41.722	6	
6	14	Dominic Kaßner	Ein_100	7	9.129	0.035	4:59.863	41.746	7	
7	7	Leon Czichos	Ein_50	7	9.670	0.541	5:00.404	41.570	7	
8	11	Jan-Ole Jähnig	Ein_100	7	9.914	0.244	5:00.648	41.612	7	
9	28	Philip Jork	Ein_50	7	10.597	0.683	5:01.331	41.797	6	
10	2	Timon Salewski	Ein_50	7	10.833	0.236	5:01.567	41.707	5	
11	8	Aaron Schäfer	Ein_50	7	11.011	0.178	5:01.745	41.524	6	
12	34	Jennifer Küther	Ein_100	7	12.771	1.760	5:03.505	42.172	7	
13	17	Moritz Jenkner	Ein_100	7	15.787	3.016	5:06.521	42.522	6	
14	6	Micky Winkler	Ein_50	7	24.535	8.748	5:15.269	43.905	4	
15	23	Dustin Gerken	Ein_100	7	33.441	8.906	5:24.175	43.481	5	
16	1	Lukas Franke	Ein_50	7	37.879	4.438	5:28.613	45.349	6	
17	26	Benjamin Rösch	Ein_50	6	1 Runde	1 Runde	4:56.211	47.555	5	

Vorsprung	Durchschnitts Geschwindigkeit	Beste Rundenzeit	Beste Geschw.	Beste Runde von
0.569	73,676	40.815	74,972	35 - Pedro John

Zeitnahmekommissar & Auswertung

Orbits

Rennleiter



# MSC Geesthacht

Einsteiger

Heidbergring 0,850 Km

A-Finale Rennen 4

26.08.2012 11:23

Rennen (16 Runden) started at 11:26:47



Runde	Rundenzeit	Diff.	Tageszeit
<b>(4) Dirk Geiger</b>			
1	44.116	+3.213	11:27:31.313
2	41.320	+0.417	11:28:12.633
3	41.032	+0.129	11:28:53.665
4	41.171	+0.268	11:29:34.836
5	<b>40.903</b>		11:30:15.739
6	40.971	+0.068	11:30:56.710
7	41.221	+0.318	11:31:37.931
<b>(35) Pedro John</b>			
1	44.303	+3.488	11:27:31.740
2	41.350	+0.535	11:28:13.090
3	40.918	+0.103	11:28:54.008
4	40.979	+0.164	11:29:34.987
5	41.082	+0.267	11:30:16.069
6	<b>40.815</b>		11:30:56.884
7	41.616	+0.801	11:31:38.500
<b>(12) Toni Erhard</b>			
1	44.397	+2.680	11:27:32.044
2	41.744	+0.027	11:28:13.788
3	41.784	+0.067	11:28:55.572
4	41.834	+0.117	11:29:37.406
5	<b>41.717</b>		11:30:19.123
6	41.750	+0.033	11:31:00.873
7	42.133	+0.416	11:31:43.006
<b>(21) Matthias Meggle</b>			
1	45.106	+3.526	11:27:32.629
2	41.697	+0.117	11:28:14.326
3	<b>41.580</b>		11:28:55.906
4	41.659	+0.079	11:29:37.565
5	41.813	+0.233	11:30:19.378
6	41.772	+0.192	11:31:01.150
7	42.100	+0.520	11:31:43.250
<b>(50) Ondrej Vostatek</b>			
1	45.566	+3.844	11:27:33.098
2	43.325	+1.603	11:28:16.423
3	43.063	+1.341	11:28:59.486
4	41.892	+0.170	11:29:41.378
5	42.118	+0.396	11:30:23.496
6	<b>41.722</b>		11:31:05.218
7	41.807	+0.085	11:31:47.025
<b>(14) Dominic Kaßner</b>			
1	45.605	+3.859	11:27:34.023
2	42.690	+0.944	11:28:16.713
3	42.708	+0.962	11:28:59.421
4	41.970	+0.224	11:29:41.391
5	42.067	+0.321	11:30:23.458
6	41.856	+0.110	11:31:05.314
7	<b>41.746</b>		11:31:47.060
<b>(7) Leon Czichos</b>			
1	45.998	+4.428	11:27:33.888
2	42.493	+0.923	11:28:16.381
3	43.745	+2.175	11:29:00.126
4	41.781	+0.211	11:29:41.907
5	42.222	+0.652	11:30:24.129
6	41.902	+0.332	11:31:06.031
7	<b>41.570</b>		11:31:47.601
<b>(11) Jan-Ole Jähnig</b>			
1	46.561	+4.949	11:27:34.393

Runde	Rundenzeit	Diff.	Tageszeit
2	42.551	+0.939	11:28:16.944
3	43.440	+1.828	11:29:00.384
4	41.865	+0.253	11:29:42.249
5	41.977	+0.365	11:30:24.226
6	42.007	+0.395	11:31:06.233
7	<b>41.612</b>		11:31:47.845
<b>(28) Philip Jork</b>			
1	46.541	+4.744	11:27:34.906
2	42.526	+0.729	11:28:17.432
3	43.437	+1.640	11:29:00.869
4	41.977	+0.180	11:29:42.846
5	41.956	+0.159	11:30:24.802
6	<b>41.797</b>		11:31:06.599
7	41.929	+0.132	11:31:48.528
<b>(2) Timon Salewski</b>			
1	47.114	+5.407	11:27:35.125
2	42.723	+1.016	11:28:17.848
3	43.231	+1.524	11:29:01.079
4	42.150	+0.443	11:29:43.229
5	<b>41.707</b>		11:30:24.936
6	41.773	+0.066	11:31:06.709
7	42.055	+0.348	11:31:48.764
<b>(8) Aaron Schäfer</b>			
1	47.364	+5.840	11:27:35.750
2	42.731	+1.207	11:28:18.481
3	43.057	+1.533	11:29:01.538
4	42.091	+0.567	11:29:43.629
5	41.839	+0.315	11:30:25.468
6	<b>41.524</b>		11:31:06.992
7	41.950	+0.426	11:31:48.942
<b>(34) Jennifer Küther</b>			
1	47.167	+4.995	11:27:35.531
2	42.713	+0.541	11:28:18.244
3	43.374	+1.202	11:29:01.618
4	42.364	+0.192	11:29:43.982
5	42.299	+0.127	11:30:26.281
6	42.249	+0.077	11:31:08.530
7	<b>42.172</b>		11:31:50.702
<b>(17) Moritz Jenkner</b>			
1	47.915	+5.393	11:27:36.405
2	43.358	+0.836	11:28:19.763
3	42.915	+0.393	11:29:02.678
4	42.938	+0.416	11:29:45.616
5	42.763	+0.241	11:30:28.379
6	<b>42.522</b>		11:31:10.901
7	42.817	+0.295	11:31:53.718
<b>(6) Micky Winkler</b>			
1	48.982	+5.077	11:27:37.751
2	44.584	+0.679	11:28:22.335
3	44.138	+0.233	11:29:06.473
4	<b>43.905</b>		11:29:50.378
5	43.999	+0.094	11:30:34.377
6	44.016	+0.111	11:31:18.393
7	44.073	+0.168	11:32:02.466
<b>(23) Dustin Gerken</b>			
1	51.676	+8.195	11:27:40.675
2	45.919	+2.438	11:28:26.594
3	46.030	+2.549	11:29:12.624
4	45.373	+1.892	11:29:57.997

Runde	Rundenzeit	Diff.	Tageszeit
5	<b>43.481</b>		11:30:41.478
6	44.917	+1.436	11:31:26.395
7	44.977	+1.496	11:32:11.372
<b>(1) Lukas Franke</b>			
1	50.271	+4.922	11:27:39.647
2	46.627	+1.278	11:28:26.274
3	46.153	+0.804	11:29:12.427
4	46.152	+0.803	11:29:58.579
5	45.895	+0.546	11:30:44.474
6	<b>45.349</b>		11:31:29.823
7	45.987	+0.638	11:32:15.810
<b>(26) Benjamin Rösch</b>			
1	52.607	+5.052	11:27:41.515
2	49.827	+2.272	11:28:31.342
3	48.518	+0.963	11:29:19.860
4	47.745	+0.190	11:30:07.605
5	<b>47.555</b>		11:30:55.160
6	48.248	+0.693	11:31:43.408

Zeitnahmekommissar & Auswertung

Rennleiter





# ADAC Mini Bike Cup

MSC Geesthacht

Nach Runden sortiert

Einsteiger

Heidbergring 0,850 Km

A-Finale Rennen 4

26.08.2012 11:23

Rennen (16 Runden) started at 11:26:47



Pos.	St.Nr.	Name	Klasse	Runden	Diff.	Abstand	Gesamtzeit	Beste Zeit.	n Runde	Fahrzeug	Lizenz
Ein_100											
1	4	Dirk Geiger	Ein_100	7			4:50.734	40.903	5		
2	35	Pedro John	Ein_100	7	0.569	0.569	4:51.303	40.815	6		
3	12	Toni Erhard	Ein_100	7	5.075	4.506	4:55.809	41.717	5		
4	50	Ondrej Vostatek	Ein_100	7	9.094	4.019	4:59.828	41.722	6		
5	14	Dominic Kaßner	Ein_100	7	9.129	0.035	4:59.863	41.746	7		
6	11	Jan-Ole Jähmig	Ein_100	7	9.914	0.785	5:00.648	41.612	7		
7	34	Jennifer Küther	Ein_100	7	12.771	2.857	5:03.505	42.172	7		
8	17	Moritz Jenkner	Ein_100	7	15.787	3.016	5:06.521	42.522	6		
9	23	Dustin Gerken	Ein_100	7	33.441	17.654	5:24.175	43.481	5		
Ein_50											
1	21	Matthias Meggle	Ein_50	7			4:56.053	41.580	3		
2	7	Leon Czichos	Ein_50	7	4.351	4.351	5:00.404	41.570	7		
3	28	Philip Jork	Ein_50	7	5.278	0.927	5:01.331	41.797	6		
4	2	Timon Salewski	Ein_50	7	5.514	0.236	5:01.567	41.707	5		
5	8	Aaron Schäfer	Ein_50	7	5.692	0.178	5:01.745	41.524	6		
6	6	Micky Winkler	Ein_50	7	19.216	13.524	5:15.269	43.905	4		
7	1	Lukas Franke	Ein_50	7	32.560	13.344	5:28.613	45.349	6		
8	26	Benjamin Rösch	Ein_50	6	1 Runde	1 Runde	4:56.211	47.555	5		

Vorsprung	Durchschnitts Geschwindigkeit	Beste Rundenzeit	Beste Geschw.	Beste Runde von
0.569	73,676	40.815	74,972	35 - Pedro John

Zeitnahmekommissar & Auswertung Orbits

Rennleiter





# ADAC Mini Bike Cup

MSC Geesthacht

Nach Runden sortiert

Einsteiger

Heidbergring 0,850 Km

B-Finale Rennen 5

26.08.2012 11:40

Rennen (14 Runden) started at 12:19:21

Pos.	St.Nr.	Name	Klasse	Runden	Diff.	Abstand	Gesamtzeit	Beste Zeit.	n Runde	Fahrzeug	Lizenz
1	16	Lucas Busch	Ein_50	14			10:27.682	43.308	14		
2	5	Sophia Liebschner	Ein_50	14	6.178	6.178	10:33.860	43.744	12		
3	38	Manuel Rösch	Ein_50	14	6.586	0.408	10:34.268	43.512	11		
4	41	Nicholas Niemann	Ein_50	14	20.605	14.019	10:48.287	45.408	5		
5	3	Troy Bude	Ein_50	13	1 Runde	1 Runde	10:34.668	47.904	11		

Vorsprung	Durchschnitts Geschwindigkeit	Beste Rundenzeit	Beste Geschw.	Beste Runde von
6.178	68,251	43.308	70,657	16 - Lucas Busch

Zeitnahmekommissar & Auswertung

Rennleiter 



# MSC Geesthacht

Einsteiger

Heidbergring 0,850 Km

B-Finale Rennen 5

26.08.2012 11:40

Rennen (14 Runden) started at 12:19:21



Runde	Rundenzeit	Diff.	Tageszeit
<b>(16) Lucas Busch</b>			
1	51.971	+8.663	12:20:13.884
2	45.715	+2.407	12:20:59.599
3	46.846	+3.538	12:21:46.445
4	46.020	+2.712	12:22:32.465
5	44.280	+0.972	12:23:16.745
6	44.155	+0.847	12:24:00.900
7	43.942	+0.634	12:24:44.842
8	43.870	+0.562	12:25:28.712
9	43.637	+0.329	12:26:12.349
10	43.352	+0.044	12:26:55.701
11	43.415	+0.107	12:27:39.116
12	43.489	+0.181	12:28:22.605
13	43.659	+0.351	12:29:06.264
14	<b>43.308</b>		12:29:49.572

<b>(5) Sophia Liebschner</b>			
1	49.880	+6.136	12:20:11.770
2	47.424	+3.680	12:20:59.194
3	46.895	+3.151	12:21:46.089
4	46.357	+2.613	12:22:32.446
5	44.993	+1.249	12:23:17.439
6	44.503	+0.759	12:24:01.942
7	44.330	+0.586	12:24:46.272
8	43.917	+0.173	12:25:30.189
9	44.170	+0.426	12:26:14.359
10	44.201	+0.457	12:26:58.560
11	44.567	+0.823	12:27:43.127
12	<b>43.744</b>		12:28:26.871
13	44.101	+0.357	12:29:10.972
14	44.778	+1.034	12:29:55.750

<b>(38) Manuel Rösch</b>			
1	51.434	+7.922	12:20:13.355
2	48.063	+4.551	12:21:01.418
3	45.436	+1.924	12:21:46.854
4	46.266	+2.754	12:22:33.120
5	45.187	+1.675	12:23:18.307
6	44.557	+1.045	12:24:02.864
7	43.813	+0.301	12:24:46.677
8	44.237	+0.725	12:25:30.914
9	43.780	+0.268	12:26:14.694
10	45.176	+1.664	12:26:59.870
11	<b>43.512</b>		12:27:43.382
12	43.807	+0.295	12:28:27.189
13	44.081	+0.569	12:29:11.270
14	44.888	+1.376	12:29:56.158

<b>(41) Nicholas Niemann</b>			
1	51.331	+5.923	12:20:13.507
2	46.122	+0.714	12:20:59.629
3	46.795	+1.387	12:21:46.424
4	46.421	+1.013	12:22:32.845
5	<b>45.408</b>		12:23:18.253
6	45.862	+0.454	12:24:04.115
7	45.941	+0.533	12:24:50.056
8	45.767	+0.359	12:25:35.823
9	45.596	+0.188	12:26:21.419
10	45.581	+0.173	12:27:07.000
11	45.556	+0.148	12:27:52.556
12	45.903	+0.495	12:28:38.459
13	45.727	+0.319	12:29:24.186
14	45.991	+0.583	12:30:10.177

<b>(3) Troy Bude</b>			
----------------------	--	--	--

Runde	Rundenzeit	Diff.	Tageszeit
1	53.762	+5.858	12:20:16.634
2	49.011	+1.107	12:21:05.645
3	48.716	+0.812	12:21:54.361
4	48.290	+0.386	12:22:42.651
5	48.273	+0.369	12:23:30.924
6	48.197	+0.293	12:24:19.121
7	48.690	+0.786	12:25:07.811
8	48.142	+0.238	12:25:55.953
9	48.431	+0.527	12:26:44.384
10	47.982	+0.078	12:27:32.366
11	<b>47.904</b>		12:28:20.270
12	48.323	+0.419	12:29:08.593
13	47.965	+0.061	12:29:56.558

Runde	Rundenzeit	Diff.	Tageszeit
-------	------------	-------	-----------

Zeitnahmekommissar & Auswertung

Rennleiter



Orbite