

# ADAC Formel Masters

## Result List Race 3

Provisional



Lausitzring, Length: 4534 m  
Air temperature: 22.9°C  
Track temperature: 27.9°C  
Weather condition: Dry

**DMSB** Reg. Nr.: 260/12  
Deutscher Motor Sport Bund e.V.

Sunday 26.8.2012 14:35

**ADAC Masters  
Weekend**

started : 16

classified : 9

not classified : 6

	Competitor Drivers	Sponsor Car	Laps	Total Time	Gap	Kph	Lap	Time	Kph
1	7 Lotus J.Schmidt(CHE)	Formel ADAC powerd by Volkswagen	14	25:54.208		147,0	9	1:49.336	149,3
2	20 HS Engineering F.Wieland(DEU)	Formel ADAC powerd by Volkswagen	14	25:54.941	0.733	147,0	9	1:49.487	149,1
3	14 Neuhauser Racing G.Malja(SWE)	Formel ADAC powerd by Volkswagen	14	25:55.370	1.162	146,9	8	1:49.411	149,2
4	21 G&J /Schiller Motorsport A.Picariello(BEL)	Formel ADAC powerd by Volkswagen	14	25:56.310	2.102	146,8	13	1:49.479	149,1
5	15 Neuhauser Racing T.Jäger(AUT)	Formel ADAC powerd by Volkswagen	14	26:00.988	6.780	146,4	14	1:49.422	149,2
6	3 Lotus M.Kirchhöfer(DEU)	Formel ADAC powerd by Volkswagen	14	26:03.421	9.213	146,2	10	1:49.646	148,9
7	10 Mücke-Motorsport L.Caspari(DEU)	Formel ADAC powerd by Volkswagen	14	26:03.834	9.626	146,1	7	1:49.779	148,7
8	23 HS Engineering N.Beer(DEN)	Formel ADAC powerd by Volkswagen	14	26:04.338	10.130	146,1	9	1:49.796	148,7
9	11 ADAC Berlin-Brandenburg e.V. H.Grapp(DEU)	Formel ADAC powerd by Volkswagen	13	25:38.463	1 LAP	137,9	9	1:49.408	149,2
<b>not classified</b>									
19	G&J /Schiller Motorsport S.Balthasar(DEU)	Formel ADAC powerd by Volkswagen	9	16:51.452	5LAPS	145,2	6	1:49.749	148,7
8	Mücke-Motorsport R.Nissany(ISR)	Formel ADAC powerd by Volkswagen	9	17:20.646	5LAPS	141,2	5	1:50.039	148,3
17	Team KUG Motorsport N.Pohler(DEU)	Formel ADAC powerd by Volkswagen	5	9:54.716	9LAPS	137,2	3	1:50.998	147,1
12	Mücke-Motorsport J.Kremer(DEU)	Formel ADAC powerd by Volkswagen	2	4:11.586	12LAPS				
5	Lotus B.Visser(NLD)	Formel ADAC powerd by Volkswagen	1	2:00.222	13LAPS				
6	Lotus I.Dontje(NLD)	Formel ADAC powerd by Volkswagen							
<b>excluded</b>									
9	Mücke-Motorsport F.Herzog(DEU)	Formel ADAC powerd by Volkswagen							

*Fastest lap of the race. Car 7 driver on lap 9. Time 1:49.336, average speed 149,3 km/h.*

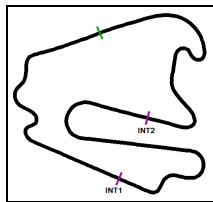
car no. 9 excluded following Race Director decision

**Subject to final scrutineering!**

Publications Time:

Clerk of the course:

Time Keeping:



# ADAC Formel Masters

## Lap chart Race 3

Provisional

**ADAC Masters  
Weekend**

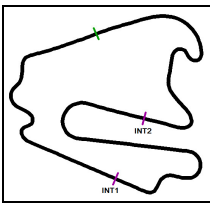


Lausitzring, Length: 4534 m

Sunday 26.8.2012 14:35

POS	1	2	3	4	5	6	7	8	9	10	11	12	13	14	15	16	17	18
LAP 1	8	12	20	7	5	3	23	21	14	11	15	17	10	19	9			
LAP 2	8	20	7	3	23	14	21	11	15	17	10	19	9	.12				
LAP 3	8	7	20	3	23	14	21	11	17	10	15	9	19					
LAP 4	8	7	20	3	14	23	21	11	10	17	9	15	19					
LAP 5	8	7	20	14	3	23	21	10	11	15	19	9	.17					
LAP 6	8	7	20	14	3	21	10	15	11	23	19	9						
LAP 7	7	20	14	8	21	3	10	15	11	23	19	9						
LAP 8	7	20	14	21	3	10	11	15	19	23	9	8						
LAP 9	7	20	14	21	3	11	10	15	19	23	9	.8						
LAP 10	7	20	14	21	3	11	10	15	23	9								
LAP 11	7	20	14	21	11	3	10	15	23	9								
LAP 12	7	20	14	21	15	3	10	11	23	9								
LAP 13	7	20	14	21	15	3	10	23	.11									
LAP 14	7	20	14	21	15	3	10	23										

. - PIT STOP ' - LAP BEHIND



# ADAC Formel Masters



## Lap analysis Race 3

Provisional

Lausitzring, Length: 4534 m

Air temperature: 22.9°C

Track temperature: 27.7°C

Weather condition: Dry



Reg. Nr.: 260/12

Sunday 26.8.2012 14:35

**ADAC Masters  
Weekend**

Lap	Time	SE1	SP1	SE2	SP2	SE3	SP3	TSP	Lap	Time	SE1	SP1	SE2	SP2	SE3	SP3	TSP
<b>3</b>	Marvin Kirchhöfer, DEU/ ,								<b>theoretical besttime: 1:49.564</b>								
1	2:00.712	40.848	190	42.389	195	37.475	196	144	9	1:49.892	31.585	190	41.402	194	36.905	195	201
2	1:54.366	34.166	190	41.874	196	38.326	192	192	10	<b>1:49.646</b>	<b>31.571</b>	190	41.369	194	<b>36.706</b>	194	201
3	1:50.995	32.019	190	41.613	195	37.363	193	198	11	1:50.838	32.007	189	41.993	195	36.838	196	200
4	1:51.038	32.463	191	41.412	196	37.163	192	199	12	1:52.386	32.338	179	42.860	193	37.188	194	202
5	1:50.547	32.038	190	41.422	195	37.087	<b>198</b>	197	13	1:50.433	31.971	190	41.530	194	36.932	195	200
6	1:50.455	32.107	190	41.458	196	36.890	192	201	14	1:50.251	31.743	189	41.587	193	36.921	194	<b>203</b>
7	1:50.660	32.431	<b>191</b>	<b>41.287</b>	<b>197</b>	36.942	196	197									
8	1:51.202	32.372	189	42.003	193	36.827	194	202									

<b>5</b>	Beitske Visser, NLD/ ,								<b>theoretical besttime: 1:16.362</b>								
1	2:00.222	40.626	187	42.454	191	37.142	<b>196</b>	137									

<b>7</b>	Jeffrey Schmidt, CHE/ ,								<b>theoretical besttime: 1:49.336</b>								
1	1:59.808	40.220	185	42.038	193	37.550	196	132	9	<b>1:49.336</b>	<b>31.445</b>	188	<b>41.395</b>	194	<b>36.496</b>	191	196
2	1:53.813	34.378	<b>189</b>	42.230	191	37.205	<b>196</b>	<b>201</b>	10	1:49.515	31.516	188	41.438	193	36.561	190	196
3	1:51.625	32.165	187	41.829	192	37.631	187	200	11	1:50.171	31.534	187	41.576	175	37.061	189	196
4	1:50.576	32.251	187	41.563	193	36.762	190	192	12	1:49.705	31.656	187	41.438	193	36.611	190	194
5	1:49.741	31.596	187	41.458	194	36.687	191	196	13	1:49.599	31.568	188	41.523	193	36.508	191	196
6	1:49.759	31.547	188	41.571	<b>194</b>	36.641	193	197	14	1:50.258	31.682	187	41.828	192	36.748	186	198
7	1:50.663	31.800	187	42.115	193	36.748	190	199									
8	1:49.639	31.538	187	41.548	194	36.553	191	196									

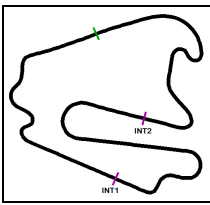
<b>8</b>	Roy Nissany, ISR/ ,								<b>theoretical besttime: 1:49.651</b>								
1	1:59.391	38.939	<b>188</b>	42.803	194	37.649	191	127	6	1:50.979	31.850	188	41.917	<b>194</b>	37.212	191	<b>197</b>
2	1:52.496	33.882	185	41.747	192	36.867	191	197	7	1:53.379	<b>31.468</b>	183	43.839	193	38.072	188	196
3	1:51.027	32.102	186	41.810	193	37.115	189	197	8	1:58.424	33.429	185	46.141	189	38.854	188	194
4	1:50.400	31.811	187	41.691	192	36.898	190	194	9	2:14.511	34.171	184	46.387	182	53.953		195
5	<b>1:50.039</b>	31.856	187	<b>41.457</b>	193	<b>36.726</b>	<b>192</b>	196									

<b>9</b>	Florian Herzog, DEU/ ,								<b>theoretical besttime: 1:12.919</b>								
0	2:05.492	46.307	184	42.054	187	37.131	191	138									

<b>10</b>	Luca Caspari, DEU/ ,								<b>theoretical besttime: 1:49.460</b>								
1	2:04.265	44.079	186	43.157	188	37.029	191	150	9	1:50.154	<b>31.432</b>	<b>192</b>	41.982	196	36.740	197	202
2	1:52.749	33.701	188	41.943	191	37.105	193	197	10	1:49.905	31.669	190	41.589	193	<b>36.647</b>	195	<b>205</b>
3	1:51.220	32.442	188	41.720	193	37.058	191	201	11	1:50.508	32.233	188	41.427	193	36.848	189	201
4	1:50.525	31.874	191	41.759	194	36.892	191	198	12	1:51.967	32.268	188	42.548	189	37.151	<b>197</b>	194
5	1:50.450	32.220	192	<b>41.381</b>	<b>196</b>	36.849	192	198	13	1:50.796	32.180	190	41.885	192	36.731	194	202
6	1:50.003	31.594	190	41.406	195	37.003	190	198	14	1:50.244	31.855	189	41.698	192	36.691	194	202
7	<b>1:49.779</b>	31.701	190	41.431	194	<b>36.647</b>	196	197									
8	1:51.269	32.377	189	42.114	193	36.778	194	204									

<b>11</b>	Hendrik Grapp, DEU/ ,								<b>theoretical besttime: 1:49.158</b>								
1	2:02.889	42.820	185	43.011	188	37.058	190	149	8	1:50.696	31.967	189	42.263	192	36.466	194	<b>204</b>
2	1:53.016	33.867	186	41.950	191	37.199	191	196	9	<b>1:49.408</b>	<b>31.453</b>	190	41.325	193	36.630	195	202
3	1:51.351	32.387	189	41.765	192	37.199	193	196	10	1:49.486	31.547	<b>191</b>	41.530	193	<b>36.409</b>	<b>198</b>	202
4	1:50.941	32.375	189	41.730	195	36.836	196	200	11	1:50.268	32.026	189	41.522	191	36.720	189	203
5	1:51.120	32.276	190	41.562	195	37.282	190	202	12	1:53.598	32.715	186	42.948	188	37.935	190	194
6	1:50.517	31.856	191	<b>41.296</b>	<b>196</b>	37.365	188	194	13	3:14.974	38.463	103	1:16.966	81	1:19.545		195
7	1:50.199	32.282	190	41.439	194	36.478	196	195									

<b>12</b>	Jason Kremer, DEU/ ,								<b>theoretical besttime: 1:16.712</b>								
1	1:59.513	38.808	182	42.816	188	37.889	<b>191</b>	120	2	2:12.073	<b>34.132</b>	<b>186</b>	<b>42.580</b>	<b>190</b>	55.361		<b>199</b>



# ADAC Formel Masters

## Lap analysis Race 3

Provisional



Lausitzring, Length: 4534 m

Air temperature: 22.9°C

Track temperature: 27.7°C

Weather condition: Dry



Reg. Nr.: 260/12

Sunday 26.8.2012 14:35

**ADAC Masters  
Weekend**

Lap	Time	SE1	SP1	SE2	SP2	SE3	SP3	TSP	Lap	Time	SE1	SP1	SE2	SP2	SE3	SP3	TSP
<b>14</b>	Gustav Malja, SWE/ ,								<b>theoretical besttime: 1:49.297</b>								
1	2:02.502	42.109	184	43.275	190	37.118	191	133	9	1:49.613	31.583	189	41.370	195	36.660	195	202
2	1:52.801	33.766	186	41.872	193	37.163	192	196	10	1:49.537	<b>31.521</b>	189	41.457	194	36.559	195	202
3	1:51.219	32.440	190	41.722	197	37.057	196	197	11	1:50.225	31.760	188	41.325	187	37.140	193	202
4	1:50.667	32.241	<b>191</b>	41.411	<b>197</b>	37.015	193	202	12	1:49.517	31.664	189	<b>41.246</b>	195	36.607	195	200
5	1:50.304	32.246	190	41.402	196	36.656	193	199	13	1:49.534	31.584	189	41.302	196	36.648	<b>197</b>	202
6	1:49.730	31.647	189	41.430	195	36.653	193	200	14	1:49.863	31.795	190	41.442	195	36.626	193	<b>205</b>
7	1:50.447	31.688	188	41.284	196	37.475	194	200									
8	<b>1:49.411</b>	31.536	189	41.345	195	<b>36.530</b>	195	200									

<b>15</b>	Thomas Jäger, AUT/ ,								<b>theoretical besttime: 1:49.125</b>								
1	2:03.498	43.583	186	42.669	193	37.246	195	146	9	1:49.503	<b>31.406</b>	191	41.317	198	36.780	198	204
2	1:52.778	33.878	188	41.459	197	37.441	196	190	10	1:49.705	31.790	191	41.338	198	36.577	<b>200</b>	206
3	1:52.751	32.800	191	42.209	197	37.742	194	202	11	1:50.389	32.425	191	41.359	197	36.605	195	<b>208</b>
4	1:50.546	31.635	191	41.581	197	37.330	200	201	12	1:51.109	31.938	190	42.504	192	36.667	193	202
5	1:50.678	32.327	<b>193</b>	41.643	198	36.708	196	<b>208</b>	13	1:49.584	31.541	188	41.397	195	36.646	193	199
6	1:49.515	31.422	191	<b>41.180</b>	<b>199</b>	36.913	192	204	14	<b>1:49.422</b>	31.425	188	41.356	195	36.641	193	200
7	1:50.000	32.064	190	41.294	197	36.642	195	198									
8	1:51.510	31.840	192	43.131	196	<b>36.539</b>	197	203									

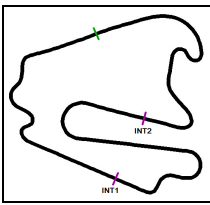
<b>17</b>	Nicolas Pohler, DEU/ ,								<b>theoretical besttime: 1:50.667</b>								
1	2:03.640	43.759	188	42.743	193	37.138	191	149	4	1:51.291	32.396	<b>190</b>	41.641	196	37.254	196	203
2	1:52.854	34.018	189	41.808	193	<b>37.028</b>	<b>197</b>	189	5	2:15.933	<b>32.008</b>	<b>190</b>	41.783	<b>197</b>	1:02.142		203
3	<b>1:50.998</b>	32.273	188	<b>41.631</b>	195	37.094	196	<b>205</b>									

<b>19</b>	Sebastian Balthasar, DEU/ ,								<b>theoretical besttime: 1:49.679</b>								
1	2:04.404	44.551	186	42.840	191	37.013	<b>196</b>	129	6	<b>1:49.749</b>	31.732	189	<b>41.486</b>	193	<b>36.531</b>	191	201
2	1:53.180	33.920	189	41.828	193	37.432	191	202	7	1:50.334	32.159	<b>191</b>	41.582	<b>195</b>	36.593	192	198
3	1:52.071	32.284	190	41.692	194	38.095	194	201	8	1:50.601	32.141	187	41.897	194	36.563	196	199
4	1:50.858	31.942	189	42.165	192	36.751	193	202	9	1:49.888	<b>31.662</b>	189	41.618	192	36.608	194	<b>204</b>
5	1:50.367	31.900	189	41.787	192	36.680	194	200									

<b>20</b>	Felix Wieland, DEU/ ,								<b>theoretical besttime: 1:49.346</b>								
1	1:59.575	39.398	187	42.563	194	37.614	193	123	9	<b>1:49.487</b>	<b>31.494</b>	189	41.424	193	<b>36.569</b>	193	199
2	1:53.988	34.297	188	42.440	192	37.251	191	192	10	1:49.512	31.611	187	41.315	192	36.586	192	199
3	1:51.699	32.582	189	41.629	196	37.488	192	196	11	1:50.093	31.608	188	41.564	192	36.921	191	198
4	1:51.103	32.880	189	41.495	194	36.728	193	197	12	1:49.721	31.724	188	<b>41.283</b>	193	36.714	192	197
5	1:49.542	31.553	189	41.372	195	36.617	194	200	13	1:49.793	31.696	188	41.500	194	36.597	193	198
6	1:49.735	31.495	<b>191</b>	41.501	<b>197</b>	36.739	<b>195</b>	201	14	1:49.773	31.800	188	41.327	194	36.646	189	200
7	1:51.194	31.902	189	42.173	193	37.119	192	<b>202</b>									
8	1:49.726	31.618	189	41.456	194	36.652	193	198									

<b>21</b>	Alessio Picariello, BEL/ ,								<b>theoretical besttime: 1:49.114</b>								
1	2:01.156	42.161	185	42.211	191	36.784	<b>197</b>	137	9	1:49.869	31.704	190	41.531	193	36.634	193	200
2	1:54.559	34.210	190	42.078	193	38.271	191	204	10	1:49.626	31.471	189	41.523	193	36.632	192	199
3	1:51.187	32.244	191	41.857	194	37.086	194	198	11	1:50.015	31.565	189	41.630	192	36.820	192	198
4	1:51.072	32.532	190	41.567	195	36.973	196	200	12	1:49.688	31.563	189	41.461	192	36.664	193	198
5	1:50.534	32.047	<b>192</b>	41.732	<b>195</b>	36.755	195	<b>204</b>	13	<b>1:49.479</b>	31.477	189	41.497	193	36.505	194	200
6	1:49.642	31.629	192	41.627	<b>197</b>	<b>36.386</b>	195	202	14	1:49.531	<b>31.401</b>	190	41.534	193	36.596	192	201
7	1:49.728	31.873	189	<b>41.327</b>	195	36.528	197	199									
8	1:50.224	31.766	191	41.709	192	36.749	193	202									

<b>23</b>	Nicolas Beer, DEN/ ,								<b>theoretical besttime: 1:49.606</b>								
1	2:00.942	41.287	187	42.341	191	37.314	194	143	9	<b>1:49.796</b>	31.785	190	41.516	194	<b>36.495</b>	<b>200</b>	<b>207</b>
2	1:54.307	34.225	189	41.953	193	38.129	191	202	10	1:50.022	31.941	188	<b>41.420</b>	192	36.661	192	203
3	1:51.232	32.244	189	41.893	193	37.095	189	199	11	1:50.177	31.829	189	41.588	192	36.760	192	200
4	1:51.233	32.649	189	41.836	192	36.748	192	194	12	1:51.823	31.807	187	42.733	191	37.283	192	198
5	1:50.236	32.158	189	41.516	194	36.562	194	198	13	1:50.844	32.461	187	41.851	191	36.532	193	199
6	1:52.070	31.992	<b>191</b>	41.586	195	38.492	191	201	14	1:49.948	<b>31.691</b>	188	41.619	193	36.638	194	201
7	1:50.872	32.595	188	41.513	195	36.764	189	199									



# ADAC Formel Masters

## Lap analysis Race 3

Provisional



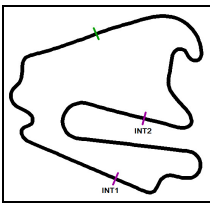
Lausitzring, Length: 4534 m  
Air temperature: 22.9°C  
Track temperature: 27.7°C  
Weather condition: Dry

**DMSB** Reg. Nr.: 260/12  
Deutscher Motorsport Bund e.V.

**ADAC Masters  
Weekend**

Sunday 26.8.2012 14:35

Lap	Time	SE1	SP1	SE2	SP2	SE3	SP3	TSP	Lap	Time	SE1	SP1	SE2	SP2	SE3	SP3	TSP
8	1:50.836	32.597	189	41.615	<b>197</b>	36.624	198	194									



# ADAC Formel Masters

## Vmax list Race 3

Provisional



Lausitzring, Length: 4534 m  
Air temperature: 22.9°C  
Track temperature: 27.7°C  
Weather condition: Dry

**DMSB** Reg. Nr.: 260/12  
Deutscher Motor Sport Bund e.V.

Sunday 26.8.2012 14:35

**ADAC Masters  
Weekend**

Nr	Team, Car, Driver, Nat	Top speed
15	Neuhauser Racing, Formel ADAC power by Volkswagen Jäger Thomas , AUT	207,77 km/h
23	HS Engineering, Formel ADAC power by Volkswagen Beer Nicolas , DEN	206,94 km/h
14	Neuhauser Racing, Formel ADAC power by Volkswagen Malja Gustav , SWE	204,74 km/h
10	Mücke-Motorsport, Formel ADAC power by Volkswagen Caspari Luca , DEU	204,58 km/h
17	Team KUG Motorsport, Formel ADAC power by Volkswagen Pohler Nicolas , DEU	204,55 km/h
21	G&J /Schiller Motorsport, Formel ADAC power by Volkswagen Picariello Alessio , BEL	203,77 km/h
11	Mücke-Motorsport, Formel ADAC power by Volkswagen Grapp Hendrik , DEU	203,70 km/h
19	G&J /Schiller Motorsport, Formel ADAC power by Volkswagen Balthasar Sebastian , DEU	203,62 km/h
3	Lotus, Formel ADAC power by Volkswagen Kirchhöfer Marvin , DEU	202,55 km/h
20	HS Engineering, Formel ADAC power by Volkswagen Wieland Felix , DEU	202,02 km/h
7	Lotus, Formel ADAC power by Volkswagen Schmidt Jeffrey , CHE	201,15 km/h
5	Lotus, Formel ADAC power by Volkswagen Visser Beitske , NLD	200,22 km/h
12	Mücke-Motorsport, Formel ADAC power by Volkswagen Kremer Jason , DEU	199,04 km/h
8	Mücke-Motorsport, Formel ADAC power by Volkswagen Nissany Roy , ISR	197,48 km/h
6	Lotus, Formel ADAC power by Volkswagen Dontje Indy , NLD	km/h
9	Mücke-Motorsport, Formel ADAC power by Volkswagen Herzog Florian , DEU	km/h