

ADAC Formel Masters

Result List Race 2



Provisional

DMSB Deutscher Motor Sport Bund e.V. Reg. Nr.: 260/12

Amended
26.8.2012 - 11:24

**ADAC Masters
Weekend**

Lausitzring, Length: 4534 m
Air temperature: 24.1°C
Track temperature: 33.2°C
Weather condition: Dry

Sunday 26.8.2012 09:50

started : 16

classified : 14

not classified : 2

	Competitor Drivers	Sponsor Car	Laps	Total Time	Gap	Kph	Lap	Time	Kph
1	5 Lotus B.Visser(NLD)	Formel ADAC powerd by Volkswagen	13	25:56.115		136,4	13	1:48.737	150,1
2	14 Neuhauser Racing G.Malja(SWE)	Formel ADAC powerd by Volkswagen	13	25:57.014	0.899	136,3	12	1:48.599	150,3
3	7 Lotus J.Schmidt(CHE)	Formel ADAC powerd by Volkswagen	13	26:03.348	7.233	135,7	12	1:49.327	149,3
4	19 G&J /Schiller Motorsport S.Balthasar(DEU)	Formel ADAC powerd by Volkswagen	13	26:04.779	8.664	135,6	3	1:49.569	149,0
5	6 Lotus I.Dontje(NLD)	Formel ADAC powerd by Volkswagen	13	26:06.220	10.105	135,5	9	1:49.106	149,6
6	8 Mücke-Motorsport R.Nissany(ISR)	Formel ADAC powerd by Volkswagen	13	26:07.170	11.055	135,4	9	1:48.795	150,0
7	20 HS Engineering F.Wieland(DEU)	Formel ADAC powerd by Volkswagen	13	26:08.240	12.125	135,3	9	1:49.424	149,2
8	12 Mücke-Motorsport J.Kremer(DEU)	Formel ADAC powerd by Volkswagen	13	26:13.260	17.145	134,9	13	1:50.088	148,3
9	21 G&J /Schiller Motorsport A.Picariello(BEL)	Formel ADAC powerd by Volkswagen	13	26:31.550	35.435	133,3	4	1:48.809	150,0
10	3 Lotus M.Kirchhöfer(DEU)	Formel ADAC powerd by Volkswagen	13	26:32.546	36.431	133,2	3	1:49.208	149,5
11	23 HS Engineering N.Beer(DEN)	Formel ADAC powerd by Volkswagen	13	26:40.787	44.672	132,6	12	1:49.817	148,6
12	11 ADAC Berlin-Brandenburg e.V. H.Grapp(DEU)	Formel ADAC powerd by Volkswagen	10	22:24.938	3LAPS	121,4	4	1:49.060	149,7
13	9 Mücke-Motorsport F.Herzog(DEU)	Formel ADAC powerd by Volkswagen	9	18:46.135	4LAPS	130,4	4	1:49.406	149,2
14	15 Neuhauser Racing T.Jäger(AUT)	Formel ADAC powerd by Volkswagen	9	18:46.262	4LAPS	130,4	9	1:49.398	149,2
not classified									
	17 Team KUG Motorsport N.Pohler(DEU)	Formel ADAC powerd by Volkswagen	3	5:44.355	10LAPS	142,2	3	1:50.584	147,6
exclusion									
	10 Mücke-Motorsport L.Caspari(DEU)	Formel ADAC powerd by Volkswagen	3	5:44.076	10LAPS	142,3	3	1:51.042	147,0

Fastest lap of the race. Car 14 driver on lap 12. Time 1:48.599, average speed 150,3 km/h.

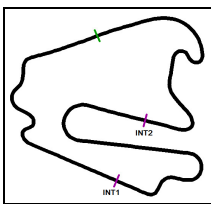
Drive trough penalty, in exchange a time penalty of 30 seconds for car no. 3, 21,23
car no. 10 exclusion of race 2 stewards decision no. 8

Subject to final scrutineering!

Publications Time:

Clerk of the course:

Time Keeping:



ADAC GT Masters

Lap analysis Warm Up

Provisional



Lausitzring, Length: 4534 m

Air temperature: 20.1°C

Track temperature: 21.9°C

Weather condition: Dry

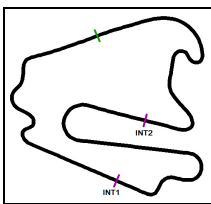


Reg. Nr.: 259/2012

Sunday 26.8.2012 09:10



Lap	Time	SE1	SP1	SE2	SP2	SE3	SP3	TSP	Lap	Time	SE1	SP1	SE2	SP2	SE3	SP3	TSP
1 Dino Lunardi, FRA/ Maxime Martin, BEL									theoretical besttime: 1:44.522								
1	2:23.659	56.460	196	48.944	179	38.255	232		5	3:43.582	2:28.926	222	40.162	223	34.494	237	
2	1:51.180	32.725	199	42.176	211	36.279	235	228	6	1:44.724	30.453	223	39.870	223	34.401	238	247
3	1:45.440	30.795	223	40.131	224	34.514	239	246	7	1:45.135	30.437	223	40.311	224	34.387	236	248
4	1:54.178	30.873	223	40.485	225	42.820	249		8	1:52.529	30.581	223	39.698	224	42.250		247
2 Florian Spengler, DEU/ Johannes Leidinger, DEU									theoretical besttime: 1:45.942								
1	2:16.700	55.543	217	45.277	217	35.880	235		5	2:38.181	30.982	224					246
2	1:52.832	34.471	223	42.853	212	35.508	238	247	6	3:01.314	1:45.499	216	40.629	221	35.186	233	
3	1:48.888	32.092	223	41.236	222	35.560	237	249	7	1:46.864	30.957	220	41.093	222	34.814	233	243
4	1:48.536	31.248	224	41.386	221	35.902	236	248	8	1:56.074	31.111	224	40.171	224	44.792		243
4 Florian Stoll, DEU/ Daniel Dobitsch, AUT									theoretical besttime: 1:45.238								
1	2:26.802	52.971	160	47.784	204	46.047			5	1:46.369	31.179	222	40.351	223	34.839	235	245
2	2:21.649	1:04.512	219	42.307	220	34.830	235		6	1:54.135	30.859	222	41.121	219	42.155		245
3	1:46.307	30.964	222	40.691	222	34.652	235	245	7	3:24.105	2:08.593	220	41.110	221	34.402	236	
4	1:46.056	30.846	222	40.383	223	34.827	235	245	8	1:51.746	30.777	223	40.059	224	40.910		246
5 Sebastian Asch, DEU/ Maximilian Götz, DEU									theoretical besttime: 1:44.449								
1	2:06.219	46.101	199	44.446	211	35.672	233		6	1:44.706	30.482	225	40.045	226	34.179	237	250
2	1:48.018	31.464	222	41.646	217	34.908	237	242	7	1:44.683	30.443	225	39.861	226	34.379	238	248
3	1:45.377	30.666	223	40.254	226	34.457	238	248	8	1:47.700	30.630	224	41.731	224	35.339	236	249
4	1:45.476	30.409	224	40.557	226	34.510	237	248	9	1:45.162	30.706	224	40.084	226	34.372	238	247
5	1:46.872	30.703	221	40.705	221	35.464	237	249	10	1:53.494	30.493	224	40.529	219	42.472		248
6 Mario Farnbacher, DEU/ Niclas Kantenich, DEU									theoretical besttime: 1:44.795								
1	2:39.919	1:15.117	146	47.841	194	36.961	239		6	2:54.035	1:39.087	228	40.362	227	34.586	244	
2	1:47.997	31.426	227	41.753	223	34.818	243	249	7	1:45.569	30.535	231	40.665	226	34.369	244	254
3	1:46.153	30.661	228	41.037	226	34.455	244	254	8	1:45.017	30.308	230	40.136	226	34.573	245	255
4	1:45.817	30.728	231	40.738	227	34.351	244	254	9	1:57.707	31.419	228	40.750	229	45.538		254
5	1:55.545	30.495	228	40.767	227	44.283	253										
7 Kenneth Heyer, DEU/ Christiaan Frankenhou, NLD									theoretical besttime: 1:45.145								
1	2:33.917	1:03.277	122	50.658	177	39.982	231		6	3:05.522	1:48.915	190	42.205	220	34.402	234	
2	1:50.831	31.722	219	41.491	221	37.618	233	241	7	1:48.143	31.124	221	41.213	223	35.806	234	244
3	1:47.205	31.049	222	41.208	222	34.948	234	243	8	1:45.145	30.521	223	40.376	222	34.248	234	245
4	1:47.040	31.058	221	40.980	222	35.002	233	244	9	2:04.729	31.342	222	42.193	197	51.194		243
5	1:55.528	30.745	221	40.711	222	44.072	243										
8 Dominik Baumann, AUT/ Harald Proczyk, AUT									theoretical besttime: 1:44.852								
1	2:27.315	1:01.394	210	45.517	206	40.404	233		6	1:46.644	30.629	222	41.659	221	34.356	235	245
2	1:54.292	31.587	220	41.019	220	41.686	233	243	7	1:45.042	30.462	222	40.265	222	34.315	235	244
3	1:45.994	30.822	222	40.661	220	34.511	235	243	8	1:44.852	30.381	222	40.215	223	34.256	235	244
4	1:55.055	31.592	222	40.926	220	42.537	245		9	1:56.510	30.491	221	40.324	221	45.695		245
5	2:46.000	1:29.594	221	41.469	190	34.937	235										
9 Maximilian Buhk, DEU/ Andreas Simonsen, SWE									theoretical besttime: 1:44.514								
1	2:18.945	56.926	177	46.061	216	35.958	235		6	2:45.423	1:29.984	223	40.904	225	34.535	236	
2	1:49.420	32.537	223	41.540	223	35.343	234	244	7	1:45.222	30.511	223	40.475	223	34.236	236	245
3	1:46.580	31.222	223	40.571	221	34.787	236	244	8	1:44.606	30.603	224	39.948	224	34.055	237	245
4	1:45.833	30.652	224	40.516	221	34.665	236	246	9	2:12.322	33.158	201	44.813	222	54.351		247
5	1:52.750	30.737	224	40.274	224	41.739	245										



ADAC GT Masters

Lap analysis Warm Up

Provisional



Lausitzring, Length: 4534 m

Air temperature: 20.1°C

Track temperature: 21.9°C

Weather condition: Dry



Reg. Nr.: 259/2012

Sunday 26.8.2012 09:10

**ADAC Masters
Weekend**

Lap	Time	SE1	SP1	SE2	SP2	SE3	SP3	TSP	Lap	Time	SE1	SP1	SE2	SP2	SE3	SP3	TSP
10	Lance David Arnold, DEU/ Alexandros Margaritis, GRC								theoretical besttime: 1:45.277								
1	2:43.045	1:18.506	142	48.231	178	36.308	219		6	1:45.990	30.819	222	40.412	223	34.759	236	245
2	1:51.110	32.900	210	41.310	218	36.900	234	222	7	1:50.964	30.685	224	40.555	217	39.724	236	246
3	1:45.539	30.640	223	40.228	224	34.671	234	244	8	1:45.279	30.642	224	40.177	222	34.460	235	246
4	1:54.695	30.934	222	41.310	220	42.451		244	9	1:59.789	30.982	224	41.756	222	47.051		244
5	3:03.277	1:37.160	101	48.761	190	37.356	235										

11	David Mengesdorf, DEU/ Raffael Bader, CHE								theoretical besttime: 1:46.378								
1	2:47.315	1:05.329	160	50.044	167	51.942			5	1:46.433	31.134	220	40.669	221	34.630	233	242
2	3:19.320	1:59.322	189	44.408	217	35.590	230		6	1:47.758	31.603	221	41.416	221	34.739	234	241
3	1:47.751	31.767	220	40.983	221	35.001	232	240	7	3:03.097	31.096	221					244
4	1:46.969	31.079	219	40.950	220	34.940	233	242									

14	Christian Ott, DEU/ Fredy Barth, CHE								theoretical besttime: 1:46.018								
1	2:11.547	41.738	180	52.079	194	37.730	236		6	1:54.840	31.377	225	41.699	223	41.764		251
2	1:47.487	31.351	222	41.151	221	34.985	238	247	7	3:17.975	2:01.005	222	41.781	223	35.189	237	
3	1:46.818	31.198	223	40.559	222	35.061	238	249	8	1:47.583	31.448	223	41.127	223	35.008	238	248
4	1:46.020	30.856	223	40.561	223	34.603	238	248	9	2:09.766	36.974	164	44.176	197	48.616		240
5	1:47.333	30.950	223	41.055	219	35.328	240	248									

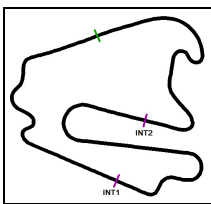
17	Remo Lips, CHE/ Frank Schmickler, DEU								theoretical besttime: 1:46.374								
1	2:37.330	56.833	137	59.605	136	40.892	216		6	2:48.375	1:31.125	224	41.161	224	36.089	239	
2	1:51.449	32.588	225	42.919	219	35.942	239	228	7	1:48.436	31.065	227	41.690	224	35.681	241	250
3	1:47.759	31.258	226	41.365	222	35.136	239	250	8	1:46.704	30.943	226	40.812	225	34.949	241	251
4	1:47.033	30.889	226	41.471	223	34.673	240	251	9	2:08.665	34.209	160	44.745	186	49.711		246
5	1:56.859	30.916	228	41.206	222	44.737		251									

18	Toni Seiler, CHE/ Frank Kechele, DEU								theoretical besttime: 1:44.824								
1	2:08.164	47.054	201	44.644	219	36.466	234		6	1:44.824	30.497	226	39.877	227	34.450	239	251
2	1:47.080	31.357	224	40.857	224	34.866	239	245	7	1:55.203	31.039	226	40.393	225	43.771		249
3	1:45.837	30.738	225	40.387	225	34.712	240	251	8	2:49.972	1:33.162	223	41.691	224	35.119	238	
4	1:46.312	30.638	225	40.773	225	34.901	239	250	9	2:31.572	31.673	225	41.374	223	1:18.525		248
5	1:47.301	31.059	226	41.300	224	34.942	240	249									

20	Claudia Hürtgen, DEU/ Dominik Schwager, DEU								theoretical besttime: 1:44.686								
1	1:59.561	40.694	211	43.227	213	35.640	229		6	1:44.906	30.525	221	40.012	223	34.369	234	243
2	1:47.149	31.596	218	40.869	221	34.684	235	239	7	1:53.723	30.490	221	41.602	221	41.631		242
3	1:45.777	30.976	220	40.458	221	34.343	235	241	8	2:01.650	47.065	222	40.223	222	34.362	236	
4	1:45.447	30.896	222	40.059	223	34.492	233	242	9	1:44.882	30.527	222	39.931	224	34.424	238	245
5	1:45.095	30.619	220	40.211	224	34.265	235	243	10	2:06.163	32.036	193	44.365	201	49.762		245

21	Edward Sandström, SWE/ Christopher Mies, DEU								theoretical besttime: 1:45.206								
1	2:24.670	57.743	187	48.005	182	38.922	230		6	1:46.026	30.641	220	40.365	219	35.020	230	240
2	1:52.542	32.770	217	41.742	216	38.030	230	240	7	1:45.533	30.729	217	40.226	218	34.578	233	240
3	1:47.407	31.274	217	41.192	217	34.941	229	240	8	1:46.379	30.402	220	41.026	220	34.951	236	242
4	1:53.481	31.021	218	40.664	219	41.796		239	9	1:59.219	35.888	182	41.539	218	41.792		244
5	3:03.883	1:48.500	218	40.444	219	34.939	231										

22	Carsten Tilke, DEU/ Christian Abt, DEU								theoretical besttime: 1:47.641								
1	2:46.429	1:11.503	118	55.943	159	38.983	230		6	1:48.377	31.640	219	41.597	218	35.140	231	240
2	1:49.644	32.135	217	42.201	217	35.308	232	240	7	1:51.376	32.310	220	43.500	217	35.566	233	240
3	1:58.317	31.652	219	42.018	217	44.647		242	8	1:47.641	31.400	220	41.189	219	35.052	230	243
4	2:43.699	1:25.821	216	42.106	217	35.772	232		9	2:06.184	32.566	219	44.485	216	49.133		240
5	1:51.211	31.974	219	43.577	217	35.660	230	242									



ADAC GT Masters

Lap analysis Warm Up

Provisional



Lausitzring, Length: 4534 m

Air temperature: 20.1°C

Track temperature: 21.9°C

Weather condition: Dry



Reg. Nr.: 259/2012

Sunday 26.8.2012 09:10

**ADAC Masters
Weekend**

Lap	Time	SE1	SP1	SE2	SP2	SE3	SP3	TSP	Lap	Time	SE1	SP1	SE2	SP2	SE3	SP3	TSP
23	Martin Öhlin, SWE/ Fredrik Lestrup, SWE								theoretical besttime: 1:45.184								
1	2:09.697	47.930	212	44.545	214	37.222	231		6	1:45.816	30.666	219	40.314	223	34.836	233	241
2	1:47.579	31.726	218	40.731	220	35.122	234	241	7	1:45.652	30.799	219	40.045	223	34.808	231	241
3	1:45.902	30.764	220	40.110	222	35.028	233	243	8	1:45.197	30.441	220	40.058	224	34.698	233	240
4	1:52.695	30.573	220	40.220	221	41.902		242	9	1:55.056	31.207	219	40.410	222	43.439		242
5	2:46.019	1:29.533	217	41.205	222	35.281	232										

25	Georg Engelhardt, DEU/ Marco Seefried, DEU								theoretical besttime: 1:45.257								
1	3:04.224	1:46.594	219	42.272	225	35.358	242		5	1:55.654	30.721	228	40.531	226	44.402		253
2	1:46.366	30.875	228	40.998	230	34.493	242	252	6	3:48.762	2:33.744	227	40.699	226	34.319	240	
3	1:46.351	31.399	226	40.599	227	34.353	242	255	7	1:45.404	30.662	228	40.520	226	34.222	243	252
4	1:45.518	30.515	229	40.650	226	34.353	243	253	8	2:12.323	32.446	180	44.811	213	55.066		253

26	Rene Bourdeaux, DEU/ Alfred Renauer, DEU								theoretical besttime: 1:45.087								
1	3:11.700	1:45.073	213	43.042	225	43.585			4	1:54.651	30.563	230	40.556	229	43.532		254
2	2:03.221	47.917	228	41.024	228	34.280	245		5	4:38.654	3:06.821	224	50.864	74	40.969	244	
3	1:45.256	30.732	230	40.278	228	34.246	245	255	6	1:56.387	30.718	227	41.984	229	43.685		253

28	Diego Alessi, ITA/ Daniel Keilwitz, DEU								theoretical besttime: 1:44.781								
1	2:14.735	50.554	196	46.663	215	37.518	231		4	1:44.851	30.356	228	40.231	227	34.264	241	250
2	2:04.071	38.118	201	43.016	226	42.937		222	5	1:51.930	30.637	228	40.161	227	41.132		252
3	2:57.165	1:41.553	226	41.221	226	34.391	240										

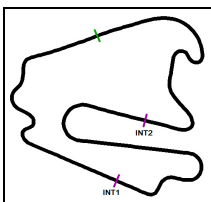
31	Michael Schulze, DEU/ Tobias Schulze, DEU								theoretical besttime: 1:46.535								
1	2:18.937	55.667	191	45.790	209	37.480	226		6	1:47.837	31.542	216	40.775	218	35.520	229	240
2	1:51.689	33.558	216	42.107	218	36.024	229	237	7	1:47.232	31.200	217	40.668	219	35.364	230	239
3	1:49.434	32.099	217	41.454	217	35.881	229	240	8	1:47.120	31.106	217	40.705	218	35.309	230	239
4	1:49.344	32.257	216	41.459	217	35.628	230	239	9	1:46.925	31.113	217	40.672	216	35.140	230	239
5	1:48.012	31.541	217	40.904	219	35.567	230	239	10	1:58.403	30.909	217	40.486	218	47.008		239

32	Ferdinand Stuck, AUT/ Johannes Stuck, AUT								theoretical besttime: 1:45.354								
1	2:15.799	55.028	201	44.244	215	36.527	231		6	1:45.420	30.466	219	40.278	219	34.676	231	242
2	1:51.087	34.436	217	41.454	218	35.197	230	241	7	1:47.542	31.640	219	40.719	221	35.183	231	242
3	1:46.189	30.950	219	40.548	218	34.691	230	240	8	1:48.069	32.268	220	40.989	220	34.812	232	242
4	1:46.081	30.582	219	40.796	214	34.703	231	240	9	1:45.797	30.755	220	40.276	221	34.766	232	242
5	1:45.874	30.882	220	40.380	219	34.612	232	240	10	2:03.378	30.889	219	43.406	215	49.083		241

33	Kristian Poulsen, DEN/ Christoffer Nygaard, DEN								theoretical besttime: 1:45.503								
1	2:15.312	52.097	169	46.256	217	36.959	233		6	3:37.237	2:21.528	221	40.929	223	34.780	234	
2	1:48.239	32.247	220	40.988	223	35.004	234	243	7	1:46.604	31.018	222	40.369	223	35.217	236	245
3	1:46.055	30.898	222	40.551	223	34.606	235	245	8	1:46.388	31.284	223	40.398	220	34.706	235	246
4	1:45.750	30.645	222	40.331	224	34.774	235	245	9	2:02.568	31.391	223	41.227	221	49.950		245
5	1:52.565	30.566	222	40.410	222	41.589		245									

34	Max Sandritter, DEU/ Philip Geipel, DEU								theoretical besttime: 1:46.360								
1	2:52.877	1:17.013	136	54.101	143	41.763	208		5	1:47.023	31.338	228	40.847	229	34.838	243	253
2	1:59.624	36.061	164	46.035	200	37.528	209	218	6	1:47.810	31.584	204	41.425	227	34.801	243	253
3	1:59.308	32.105	226	43.085	226	44.118		224	7	1:54.740	31.019	230	40.540	229	43.181		254
4	4:42.926	3:25.395	229	42.302	227	35.229	242										

36	Christian Engelhart, DEU/ Nick Tandy, GBR								theoretical besttime: 1:44.854								
1	3:28.010	2:02.400	212	48.089	219	37.521	195		5	1:46.421	30.441	226	40.994	221	34.986	240	249
2	1:56.482	36.241	147	43.925	147	36.316	240	161	6	1:45.048	30.570	224	40.253	224	34.225	241	249
3	1:45.290	30.683	224	40.447	226	34.160	240	249	7	1:59.592	31.986	224	40.951	223	46.655		250
4	1:44.987	30.456	224	40.301	225	34.230	241	248									



ADAC GT Masters

Lap analysis Warm Up

Provisional



Lausitzring, Length: 4534 m

Air temperature: 20.1°C

Track temperature: 21.9°C

Weather condition: Dry



Reg. Nr.: 259/2012

Sunday 26.8.2012 09:10

**ADAC Masters
Weekend**

Lap	Time	SE1	SP1	SE2	SP2	SE3	SP3	TSP	Lap	Time	SE1	SP1	SE2	SP2	SE3	SP3	TSP
37	Sascha Bert, DEU/ Christopher Brück, DEU								theoretical besttime: 1:45.128								
1	2:02.518	42.801	219	43.444	218	36.273	235		5	1:45.469	30.690	223	40.480	224	34.299	236	245
2	1:47.861	31.447	221	41.433	222	34.981	235	244	6	1:45.436	30.562	224	40.426	224	34.448	235	246
3	1:46.258	30.708	223	40.790	223	34.760	236	245	7	1:45.245	30.404	226	40.425	223	34.416	236	246
4	1:45.896	30.730	222	40.586	223	34.580	235	245	8	1:56.348	31.577	222	41.061	222	43.710		247

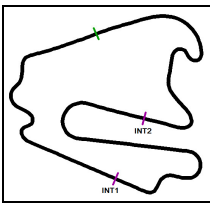
38	Jesse Krohn, FIN/ Nicolas Verdonck, BEL								theoretical besttime: 1:45.552								
1	2:51.603	1:24.967	154	49.631	214	37.005	219		4	1:45.552	30.953	222	40.101	223	34.498	233	244
2	2:08.055	33.947		54.072	151	40.036	230	222	5	1:59.288	33.045	176	43.831	221	42.412		244
3	1:46.199	31.139	219	40.442	224	34.618	232	241									

41	Simon Knap, NLD/ Jeroen den Boer, NLD								theoretical besttime: 1:44.634								
1	2:04.427	43.390	187	44.984	213	36.053	227		6	1:45.414	30.535	220	40.162	217	34.717	233	243
2	1:47.949	31.640	216	41.101	217	35.208	231	236	7	1:44.901	30.398	220	39.844	222	34.659	234	242
3	1:45.876	30.916	217	40.292	222	34.668	232	240	8	1:47.816	31.760	218	40.601	223	35.455	232	244
4	1:45.806	30.932	217	40.066	222	34.808	232	241	9	1:44.769	30.533	218	39.747	223	34.489	232	241
5	1:45.284	30.553	220	40.101	222	34.630	234	242	10	1:54.246	31.740	215	40.074	222	42.432		241

42	Jan Seyffarth, DEU/ Karl Wendlinger, AUT								theoretical besttime: 1:46.794								
1	2:15.139	51.432	182	46.490	213	37.217	231		6	1:47.335	30.976	219	41.113	220	35.246	232	242
2	1:53.345	34.790	217	42.697	217	35.858	222	234	7	1:46.803	30.985	220	40.925	221	34.893	232	241
3	1:49.035	32.672	219	41.168	219	35.195	233	229	8	2:04.126	44.613	224	42.993	219	36.520	233	242
4	1:51.258	31.034	220	44.658	218	35.566	233	243	9	1:57.005	31.625	220	40.972	220	44.408		243
5	1:47.463	31.188	220	41.111	221	35.164	232	242									

43	Gottfried Grasser, AUT/ Carsten Seifert, DEU								theoretical besttime: 1:46.211								
1	2:33.790	1:01.492	173	49.896	140	42.402	183		6	1:46.740	30.977	223	40.886	222	34.877	236	245
2	1:56.110	35.692	219	44.278	218	36.140	235	179	7	1:46.780	30.970	224	41.033	221	34.777	236	245
3	1:57.954	31.903	222	42.013	219	44.038		245	8	1:46.211	30.953	224	40.599	223	34.659	236	246
4	2:50.955	1:34.057	220	41.526	219	35.372	237		9	2:08.885	32.888	185	43.657	181	52.340		245
5	1:48.354	31.563	222	41.734	221	35.057	235	246									

44	Jan Stovicek, CZE/ Erik Janis, CZE								theoretical besttime: 1:45.546								
1	2:20.479	58.141	188	45.235	213	37.103	234		6	3:03.370	1:42.896	218	44.116	218	36.358	232	
2	1:48.313	31.767	221	41.240	222	35.306	237	245	7	1:52.207	33.312	221	43.128	220	35.767	234	242
3	1:46.855	31.231	221	40.769	222	34.855	235	248	8	1:48.700	31.865	221	41.402	220	35.433	234	244
4	1:45.883	30.833	223	40.440	222	34.610	235	245	9	2:01.226	31.423	222	41.163	220	48.640		244
5	1:53.226	30.496	223	40.684	222	42.046		246									



ADAC GT Masters

Vmax list Warm Up

Provisional



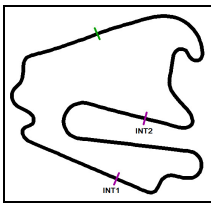
Lausitzring, Length: 4534 m
Air temperature: 20.1°C
Track temperature: 21.9°C
Weather condition: Dry

DMSB Reg. Nr.: 259/2012
Deutscher Motor Sport Bund e.V.

Sunday 26.8.2012 09:10

**ADAC Masters
Weekend**

Nr	Team, Car, Driver, Nat	Top speed
26	Team GT 3 Kasko, Porsche 911 GT3 R Bourdeaux Rene , DEU Renauer Alfred , DEU	255,44 km/h
6	Farnbacher ESET Racing, Porsche 911 GT3 R Farnbacher Mario , DEU Kentenich Niclas , DEU	255,02 km/h
25	Team GT 3 Kasko, Porsche 911 GT3 R Engelhardt Georg , DEU Seefried Marco , DEU	254,84 km/h
34	YACO Racing powered by Jochen Schweizer, Chevrolet Ca Sandritter Max , DEU Geipel Philip , DEU	253,34 km/h
28	Callaway Competition, Corvette Z06.R GT3 Alessi Diego , ITA Keilwitz Daniel , DEU	252,16 km/h
17	Callaway Competition, Corvette Z06.R GT3 Lips Remo , CHE Schmickler Frank , DEU	251,34 km/h
18	Callaway Competition, Corvette Z06.R GT3 Seiler Toni , CHE Kechele Frank , DEU	251,05 km/h
14	MRS GT-Racing, McLaren MP4-12C GT3 Ott Christian , DEU Barth Fredy , CHE	250,87 km/h
36	Team Geyer&Weinig EDV Schütz Motorsport, Porsche 911 (Engelhart Christian , DEU Tandy Nick , GBR	250,23 km/h
5	kfzteile24 MS RACING Team, Mercedes Benz SLS AMG GT3 Asch Sebastian , DEU Götz Maximilian , DEU	249,65 km/h
1	ALPINA, BMW Alpina B6 GT3 Lunardi Dino , FRA Martin Maxime , BEL	249,31 km/h
2	Liqui Moly Team Engstler, BMW Alpina B6 GT3 Spengler Florian , DEU Leidinger Johannes , DEU	248,62 km/h
44	HEICO-GRAVITY CHAROUZ TEAM, Mercedes Benz SLS AM Stovicek Jan , CZE Janis Erik , CZE	247,93 km/h
37	Gemballa Racing, McLaren MP4-12C GT3 Bert Sascha , DEU Brück Christopher , DEU	246,63 km/h



ADAC GT Masters

Vmax list Warm Up

Provisional



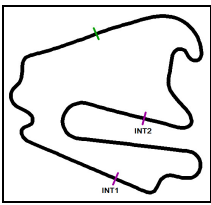
Lausitzring, Length: 4534 m
Air temperature: 20.1°C
Track temperature: 21.9°C
Weather condition: Dry

DMSB Reg. Nr.: 259/2012
Deutscher Motor Sport Bund e.V.

Sunday 26.8.2012 09:10

**ADAC Masters
Weekend**

Nr	Team, Car, Driver, Nat	Top speed
43	GRT Grasser Racing Team, Lamborghini Gallardo LP600+ Grasser Gottfried , AUT Seifert Carsten , DEU	246,35 km/h
10	Schöner Wohnen Polarweiss Team HEICO, Mercedes Benz Arnold Lance David , DEU Margaritis Alexandros , GRC	246,29 km/h
33	Young Driver AMR, Aston Martin V12 Vantage GT3 Poulsen Kristian , DEN Nygaard Christoffer , DEN	246,07 km/h
9	HEICO Junior Team, Mercedes Benz SLS AMG GT3 Buhk Maximilian , DEU Simonsen Andreas , SWE	246,01 km/h
8	Heico Motorsport, Mercedes Benz SLS AMG GT3 Baumann Dominik , AUT Proczyk Harald , AUT	245,29 km/h
4	kfzteile24 MS RACING Team, Mercedes Benz SLS AMG GT3 Stoll Florian , DEU Dobitsch Daniel , AUT	245,12 km/h
20	Schubert Motorsport, BMW Z4 GT3 Hürtgen Claudia , DEU Schwager Dominik , DEU	245,06 km/h
7	Heico Motorsport, Mercedes Benz SLS AMG GT3 Heyer Kenneth , DEU Frankenhout Christiaan , NLD	244,57 km/h
38	Lambda Performance, Ford GT GT3 Krohn Jesse , FIN Verdonck Nicolas , BEL	244,18 km/h
11	Team rhino's Leipert Motorsport, Lamborghini Gallardo LP600 Mengesdorf David , DEU Bader Raffael , CHE	243,85 km/h
41	DB Motorsport, BMW Z4 GT3 Knap Simon , NLD den Boer Jeroen , NLD	243,63 km/h
42	SMS Seyffarth Motorsport, Mercedes Benz SLS AMG GT3 Seyffarth Jan , DEU Wendlinger Karl , AUT	243,46 km/h
23	WestCoastRacing, BMW Z4 GT3 Öhlin Martin , SWE Lestrup Fredrik , SWE	242,97 km/h
22	Prosperia uhc speed, AUDI R8 LMS ultra Tilke Carsten , DEU Abt Christian , DEU	242,70 km/h



ADAC GT Masters

Vmax list Warm Up

Provisional



Lausitzring, Length: 4534 m

Air temperature: 20.1°C

Track temperature: 21.9°C

Weather condition: Dry

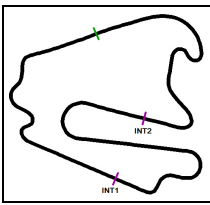


Reg. Nr.: 259/2012

Sunday 26.8.2012 09:10

**ADAC Masters
Weekend**

Nr	Team, Car, Driver, Nat	Top speed
21	Prosperia uhc speed, AUDI R8 LMS ultra Sandström Edward , SWE Mies Christopher , DEU	242,42 km/h
32	Young Driver AMR, Aston Martin V12 Vantage GT3 Stuck Ferdinand , AUT Stuck Johannes , AUT	241,83 km/h
31	Schulze Motorsport, Nissan GT-R GT3 Schulze Michael , DEU Schulze Tobias , DEU	239,52 km/h



ADAC Formel Masters

Result List Race 2

Provisional



Lausitzring, Length: 4534 m
Air temperature: 23.0°C
Track temperature: 29.5°C
Weather condition: Dry

DMSB Reg. Nr.: 260/12
Deutscher Motor Sport Bund e.V.

Sunday 26.8.2012 09:50

**ADAC Masters
Weekend**

started : 16

classified : 14

not classified : 2

	Competitor Drivers	Sponsor Car	Laps	Total Time	Gap	Kph	Lap	Time	Kph
1	5 Lotus B.Visser(NLD)	Formel ADAC powerd by Volkswagen	13	25:56.115		136,4	13	1:48.737	150,1
2	14 Neuhauser Racing G.Malja(SWE)	Formel ADAC powerd by Volkswagen	13	25:57.014	0.899	136,3	12	1:48.599	150,3
3	21 G&J /Schiller Motorsport A.Picariello(BEL)	Formel ADAC powerd by Volkswagen	13	26:01.550	5.435	135,9	4	1:48.809	150,0
4	3 Lotus M.Kirchhöfer(DEU)	Formel ADAC powerd by Volkswagen	13	26:02.546	6.431	135,8	3	1:49.208	149,5
5	7 Lotus J.Schmidt(CHE)	Formel ADAC powerd by Volkswagen	13	26:03.348	7.233	135,7	12	1:49.327	149,3
6	19 G&J /Schiller Motorsport S.Balthasar(DEU)	Formel ADAC powerd by Volkswagen	13	26:04.779	8.664	135,6	3	1:49.569	149,0
7	6 Lotus I.Dontje(NLD)	Formel ADAC powerd by Volkswagen	13	26:06.220	10.105	135,5	9	1:49.106	149,6
8	8 Mücke-Motorsport R.Nissany(ISR)	Formel ADAC powerd by Volkswagen	13	26:07.170	11.055	135,4	9	1:48.795	150,0
9	20 HS Engineering F.Wieland(DEU)	Formel ADAC powerd by Volkswagen	13	26:08.240	12.125	135,3	9	1:49.424	149,2
10	23 HS Engineering N.Beer(DEN)	Formel ADAC powerd by Volkswagen	13	26:10.787	14.672	135,1	12	1:49.817	148,6
11	12 Mücke-Motorsport J.Kremer(DEU)	Formel ADAC powerd by Volkswagen	13	26:13.260	17.145	134,9	13	1:50.088	148,3
12	11 ADAC Berlin-Brandenburg e.V. H.Grapp(DEU)	Formel ADAC powerd by Volkswagen	10	22:24.938	3LAPS	121,4	4	1:49.060	149,7
13	9 Mücke-Motorsport F.Herzog(DEU)	Formel ADAC powerd by Volkswagen	9	18:46.135	4LAPS	130,4	4	1:49.406	149,2
14	15 Neuhauser Racing T.Jäger(AUT)	Formel ADAC powerd by Volkswagen	9	18:46.262	4LAPS	130,4	9	1:49.398	149,2
not classified									
	10 Mücke-Motorsport L.Caspari(DEU)	Formel ADAC powerd by Volkswagen	3	5:44.076	10LAPS	142,3	3	1:51.042	147,0
	17 Team KUG Motorsport N.Pohler(DEU)	Formel ADAC powerd by Volkswagen	3	5:44.355	10LAPS	142,2	3	1:50.584	147,6

Fastest lap of the race. Car 14 driver on lap 12. Time 1:48.599, average speed 150,3 km/h.

Subject to final scrutineering!

Publications Time:

Clerk of the course:

Time Keeping: