

ADAC Formel Masters

Result List Race 1

Provisional



Lausitzring, Length: 4534 m
Air temperature: 26.7°C
Track temperature: 33.0°C
Weather condition: Dry

DMSB Reg. Nr.: 260/12
Deutscher Motor-Sport-Bund e.V.

Saturday 25.8.2012 14:05

**ADAC Masters
Weekend**

started : 16 classified : 14 not classified : 2

Competitor Drivers	Sponsor Car	Laps	Total Time	Gap	Kph	Lap	Time	Kph
1 11 ADAC Berlin-Brandenburg e.V. H.Grapp(DEU)	Formel ADAC power by Volkswagen	14	25:38.086		148,6	13	1:48.856	149,9
2 14 Neuhauser Racing G.Malja(SWE)	Formel ADAC power by Volkswagen	14	25:39.920	1.834	148,4	10	1:48.983	149,8
3 3 Lotus M.Kirchhöfer(DEU)	Formel ADAC power by Volkswagen	14	25:42.670	4.584	148,1	13	1:48.880	149,9
4 5 Lotus B.Visser(NLD)	Formel ADAC power by Volkswagen	14	25:44.711	6.625	147,9	13	1:48.561	150,4
5 7 Lotus J.Schmidt(CHE)	Formel ADAC power by Volkswagen	14	25:44.725	6.639	147,9	13	1:48.576	150,3
6 15 Neuhauser Racing T.Jäger(AUT)	Formel ADAC power by Volkswagen	14	25:46.750	8.664	147,7	10	1:49.214	149,5
7 8 Mücke-Motorsport R.Nissany(ISR)	Formel ADAC power by Volkswagen	14	25:52.705	14.619	147,2	12	1:49.105	149,6
8 19 G&J /Schiller Motorsport S.Balthasar(DEU)	Formel ADAC power by Volkswagen	14	25:53.188	15.102	147,1	12	1:49.390	149,2
9 10 Mücke-Motorsport L.Caspari(DEU)	Formel ADAC power by Volkswagen	14	26:00.016	21.930	146,5	8	1:49.507	149,1
10 12 Mücke-Motorsport J.Kremer(DEU)	Formel ADAC power by Volkswagen	14	26:05.387	27.301	146,0	5	1:50.267	148,0
11 20 HS Engineering F.Wieland(DEU)	Formel ADAC power by Volkswagen	14	26:05.477	27.391	146,0	10	1:50.277	148,0
12 6 Lotus I.Dontje(NLD)	Formel ADAC power by Volkswagen	14	26:06.285	28.199	145,9	14	1:49.338	149,3
13 17 Team KUG Motorsport N.Pohler(DEU)	Formel ADAC power by Volkswagen	14	26:35.873	57.787	143,2	8	1:49.940	148,5
14 9 Mücke-Motorsport F.Herzog(DEU)	Formel ADAC power by Volkswagen	14	26:49.904	1:11.818	141,9	11	1:48.366	150,6
not classified								
21 G&J /Schiller Motorsport A.Picariello(BEL)	Formel ADAC power by Volkswagen	6	11:06.623	8LAPS	146,9	3	1:49.293	149,3
23 HS Engineering N.Beer(DEN)	Formel ADAC power by Volkswagen	4	7:36.973	10LAPS	142,9	4	1:50.868	147,2

Fastest lap of the race. Car 9 driver on lap 11. Time 1:48.366, average speed 150,6 km/h.

Drive trough penalty in exchange of a time penalty of 60 sec. car no. 9

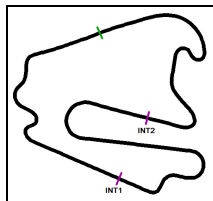
Drive trough penalty in exchange of a time penalty of 30 sec. car no. 17

Subject to final scrutineering!

Publications Time:

Clerk of the course:

Time Keeping:



ADAC Formel Masters

Lap chart Race 1

Provisional

**ADAC Masters
Weekend**

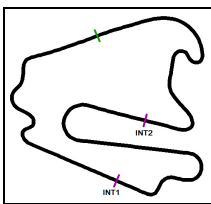


Lausitzring, Length: 4534 m

Saturday 25.8.2012 14:05

POS	1	2	3	4	5	6	7	8	9	10	11	12	13	14	15	16	17	18
LAP 1	11	5	14	3	7	21	15	9	19	12	6	23	8	17	20	10		
LAP 2	11	14	5	3	7	21	15	9	19	6	12	8	23	17	20	10		
LAP 3	11	14	5	3	21	7	15	9	19	12	8	23	17	20	10	6		
LAP 4	11	14	5	3	21	7	15	9	19	8	12	23	17	10	20	6		
LAP 5	11	14	5	3	21	7	15	9	19	8	12	17	10	20	6			
LAP 6	11	14	5	3	21	7	15	9	19	8	12	17	10	20	6			
LAP 7	11	14	3	5	7	15	9	19	8	12	10	17	20	6				
LAP 8	11	14	3	5	7	15	9	19	8	12	10	17	20	6				
LAP 9	11	14	3	5	7	15	9	19	8	12	10	17	20	6				
LAP 10	11	14	3	5	7	15	9	19	8	10	12	17	20	6				
LAP 11	11	14	3	5	7	15	9	19	8	10	12	17	20	6				
LAP 12	11	14	3	5	7	15	9	19	8	10	12	17	20	6				
LAP 13	11	14	3	5	7	15	9	19	8	10	12	17	20	6				
LAP 14	11	14	3	5	7	15	9	8	19	10	12	20	17	6				

. - PIT STOP ' - LAP BEHIND



ADAC Formel Masters



Lap analysis Race 1

Provisional

Lausitzring, Length: 4534 m

Air temperature: 26.7°C

Track temperature: 33.1°C

Weather condition: Dry



Reg. Nr.: 260/12

Saturday 25.8.2012 14:05

**ADAC Masters
Weekend**

Lap	Time	SE1	SP1	SE2	SP2	SE3	SP3	TSP	Lap	Time	SE1	SP1	SE2	SP2	SE3	SP3	TSP
3	Marvin Kirchhöfer, DEU/ ,								theoretical besttime: 1:48.693								
1	1:57.927	39.344	189	41.761	197	36.822	194	130	9	1:49.348	31.772	188	41.069	194	36.507	195	202
2	1:50.297	32.047	190	41.462	197	36.788	197	200	10	1:49.177	31.777	188	41.017	193	36.383	196	202
3	1:49.556	31.689	190	41.179	198	36.688	197	204	11	1:48.935	31.335	187	41.133	193	36.467	195	203
4	1:49.382	31.624	191	41.328	197	36.430	197	204	12	1:49.043	31.431	187	41.078	192	36.534	197	202
5	1:49.055	31.556	190	41.064	196	36.435	197	205	13	1:48.880	31.370	189	40.975	193	36.535	194	203
6	1:49.423	31.566	190	41.120	197	36.737	194	204	14	1:51.030	32.965	188	41.601	193	36.464	194	200
7	1:50.769	32.000	190	42.062	196	36.707	192	201									
8	1:49.848	31.838	189	41.204	193	36.806	195	199									

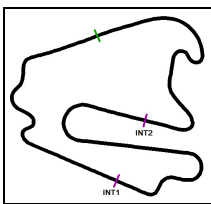
Lap	Time	SE1	SP1	SE2	SP2	SE3	SP3	TSP	Lap	Time	SE1	SP1	SE2	SP2	SE3	SP3	TSP
5	Beitske Visser, NLD/ ,								theoretical besttime: 1:48.561								
1	1:57.218	38.647	186	41.603	194	36.968	191	123	9	1:49.366	32.010	189	41.092	195	36.264	199	205
2	1:50.523	32.370	189	41.523	195	36.630	195	196	10	1:49.598	32.020	189	41.120	193	36.458	196	207
3	1:49.698	31.808	189	41.278	195	36.612	194	202	11	1:48.965	31.491	189	41.153	193	36.321	195	203
4	1:49.237	31.667	189	41.177	196	36.393	194	201	12	1:48.879	31.469	188	41.105	193	36.305	196	203
5	1:48.896	31.491	189	41.071	195	36.334	196	202	13	1:48.561	31.388	190	40.919	195	36.254	193	204
6	1:49.518	31.530	189	41.329	194	36.659	193	204	14	1:52.982	33.288	187	42.908	192	36.786	192	200
7	1:51.375	32.405	189	42.541	196	36.429	196	201									
8	1:49.895	31.960	191	41.459	194	36.476	199	195									

Lap	Time	SE1	SP1	SE2	SP2	SE3	SP3	TSP	Lap	Time	SE1	SP1	SE2	SP2	SE3	SP3	TSP
6	Indy Dontje, NLD/ ,								theoretical besttime: 1:49.239								
1	2:01.642	42.020	188	42.331	194	37.291	197	137	9	1:49.976	31.977	186	41.282	192	36.717	194	201
2	1:50.899	32.280	189	41.610	195	37.009	198	202	10	1:49.797	31.658	187	41.501	191	36.638	193	202
3	2:04.633	46.036	184	41.840	193	36.757	191	205	11	1:49.903	31.676	187	41.556	191	36.671	194	201
4	1:50.019	31.740	187	41.375	192	36.904	193	198	12	1:49.411	31.512	187	41.327	192	36.572	195	201
5	1:49.844	31.668	188	41.497	193	36.679	193	200	13	1:49.344	31.455	188	41.270	192	36.619	195	201
6	1:49.838	31.750	187	41.426	193	36.662	192	200	14	1:49.338	31.397	189	41.326	193	36.615	194	202
7	1:50.819	31.673	187	41.425	186	37.721	192	200									
8	1:50.822	31.835	187	41.733	190	37.254	194	198									

Lap	Time	SE1	SP1	SE2	SP2	SE3	SP3	TSP	Lap	Time	SE1	SP1	SE2	SP2	SE3	SP3	TSP
7	Jeffrey Schmidt, CHE/ ,								theoretical besttime: 1:48.550								
1	1:58.380	39.842	188	41.927	195	36.611	195	133	9	1:49.105	31.554	189	41.110	194	36.441	197	201
2	1:50.104	31.898	189	41.572	196	36.634	197	202	10	1:49.315	31.717	188	41.270	193	36.328	197	203
3	1:50.855	31.738	190	42.405	194	36.712	193	205	11	1:49.042	31.369	190	41.234	194	36.439	197	205
4	1:49.346	31.400	189	41.284	195	36.662	195	201	12	1:48.869	31.388	189	41.164	193	36.317	198	205
5	1:49.275	31.579	189	41.252	194	36.444	196	203	13	1:48.576	31.234	190	40.999	195	36.343	194	205
6	1:49.261	31.328	190	41.302	194	36.631	195	203	14	1:52.293	32.717	189	43.136	193	36.440	196	201
7	1:50.251	31.584	189	41.638	197	37.029	194	202									
8	1:50.053	31.769	189	41.239	194	37.045	195	201									

Lap	Time	SE1	SP1	SE2	SP2	SE3	SP3	TSP	Lap	Time	SE1	SP1	SE2	SP2	SE3	SP3	TSP
8	Roy Nissany, ISR/ ,								theoretical besttime: 1:48.793								
1	2:02.694	42.999	185	42.921	193	36.774	197	153	9	1:49.773	31.567	188	41.273	195	36.933	198	207
2	1:51.206	32.174	191	41.676	196	37.356	196	204	10	1:49.551	31.441	191	41.410	192	36.700	198	206
3	1:51.202	32.709	189	41.413	194	37.080	199	203	11	1:49.490	31.424	189	41.402	192	36.664	197	206
4	1:49.469	31.882	188	40.990	193	36.597	194	204	12	1:49.105	31.494	190	41.104	193	36.507	200	204
5	1:49.424	31.602	189	41.046	193	36.776	195	202	13	1:50.960	31.834	192	42.455	194	36.671	198	208
6	1:49.602	31.296	189	41.476	191	36.830	194	203	14	1:50.355	31.733	186	41.844	192	36.778	195	205
7	1:49.180	31.390	189	41.102	194	36.688	199	202									
8	1:50.694	32.166	190	41.748	193	36.780	199	204									

Lap	Time	SE1	SP1	SE2	SP2	SE3	SP3	TSP	Lap	Time	SE1	SP1	SE2	SP2	SE3	SP3	TSP
9	Florian Herzog, DEU/ ,								theoretical besttime: 1:47.420								
1	2:00.861	40.959	187	42.698	191	37.204	192	142	9	1:49.841	31.612	186	41.379	189	36.850	194	201
2	1:51.225	31.916	187	42.273	191	37.036	191	199	10	1:49.851	31.681	185	41.373	190	36.797	194	201
3	1:50.335	31.767	186	41.590	191	36.978	191	198	11	1:48.366	29.537	185	42.017	190	36.812	194	200
4	1:50.085	31.932	186	41.365	192	36.788	192	199	12	1:49.892	31.594	186	41.555	189	36.743	194	201
5	1:49.682	31.750	187	41.196	192	36.736	193	199	13	1:49.849	31.771	186	41.391	190	36.687	193	200
6	1:49.678	31.636	186	41.274	192	36.768	192	200	14	1:50.178	31.786	185	41.503	190	36.889	193	200
7	1:50.234	31.656	185	41.549	191	37.029	193	199									
8	1:49.827	31.704	185	41.394	191	36.729	194	200									



ADAC Formel Masters



Lap analysis Race 1

Provisional

Lausitzring, Length: 4534 m
Air temperature: 26.7°C
Track temperature: 33.1°C
Weather condition: Dry

DMSB Reg. Nr.: 260/12
Deutscher Motor Sport Bund e.V.

Saturday 25.8.2012 14:05



Lap	Time	SE1	SP1	SE2	SP2	SE3	SP3	TSP	Lap	Time	SE1	SP1	SE2	SP2	SE3	SP3	TSP
10	Luca Caspari, DEU/ ,								theoretical besttime: 1:49.272								
1	2:07.492	47.795	182	42.533	190	37.164	189	142	9	1:51.172	31.802	190	42.066	192	37.304	192	200
2	1:50.342	31.957	186	41.608	191	36.777	191	196	10	1:50.513	32.127	186	41.759	189	36.627	193	199
3	1:49.984	31.628	187	41.497	192	36.859	193	198	11	1:49.844	31.730	186	41.617	190	36.497	193	200
4	1:50.175	31.615	189	41.459	195	37.101	192	201	12	1:49.643	31.596	187	41.524	190	36.523	194	200
5	1:49.988	31.724	188	41.654	192	36.610	197	198	13	1:49.906	31.555	186	41.612	190	36.739	192	200
6	1:50.178	31.915	189	41.548	193	36.715	188	206	14	1:50.500	31.664	184	41.850	189	36.986	191	199
7	1:50.772	32.208	187	41.672	193	36.892	193	196									
8	1:49.507	31.420	188	41.355	192	36.732	194	200									

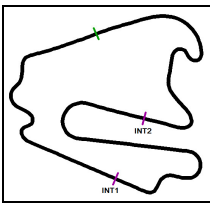
11	Hendrik Grapp, DEU/ ,								theoretical besttime: 1:48.670								
1	1:55.925	37.352	184	41.431	193	37.142	190	119	9	1:48.933	31.451	185	41.116	191	36.366	193	198
2	1:50.258	32.015	185	41.373	193	36.870	191	196	10	1:48.919	31.332	186	41.284	191	36.303	193	200
3	1:49.348	31.536	186	41.123	194	36.689	190	197	11	1:48.943	31.418	185	41.117	191	36.408	193	199
4	1:49.004	31.463	186	41.035	194	36.506	191	197	12	1:48.924	31.382	186	41.092	191	36.450	193	199
5	1:48.939	31.348	187	41.052	193	36.539	191	197	13	1:48.856	31.377	186	41.085	192	36.394	193	199
6	1:51.203	31.479	186	42.966	193	36.758	191	198	14	1:49.292	31.374	185	41.218	191	36.700	187	199
7	1:49.796	31.865	186	41.410	193	36.521	192	198									
8	1:49.746	31.437	185	41.181	179	37.128	191	198									

12	Jason Kremer, DEU/ ,								theoretical besttime: 1:50.066								
1	2:01.582	41.783	185	42.427	193	37.372	192	143	9	1:51.398	31.870	185	42.185	189	37.343	191	198
2	1:51.498	32.703	189	41.818	192	36.977	195	197	10	1:52.301	32.863	184	42.314	188	37.124	193	198
3	1:51.936	33.193	187	41.704	192	37.039	191	202	11	1:51.017	31.884	186	42.038	189	37.095	191	199
4	1:50.965	32.451	188	41.567	193	36.947	192	198	12	1:51.158	32.246	185	42.000	190	36.912	193	198
5	1:50.267	31.633	188	41.666	190	36.968	192	200	13	1:50.600	31.742	186	41.817	190	37.041	191	199
6	1:50.681	31.735	187	41.923	189	37.023	191	200	14	1:50.707	31.732	186	41.913	189	37.062	189	198
7	1:50.518	31.587	187	41.869	191	37.062	191	198									
8	1:50.759	31.741	187	41.955	189	37.063	191	198									

14	Gustav Malja, SWE/ ,								theoretical besttime: 1:48.571								
1	1:57.269	39.055	187	41.519	196	36.695	195	125	9	1:49.066	31.602	187	41.086	195	36.378	197	204
2	1:50.133	31.977	187	41.415	194	36.741	192	201	10	1:48.983	31.607	188	41.049	194	36.327	196	205
3	1:49.449	31.615	188	41.231	194	36.603	193	199	11	1:49.442	31.687	187	41.217	193	36.538	195	204
4	1:49.249	31.546	187	41.195	196	36.508	193	200	12	1:49.173	31.609	187	41.303	192	36.261	195	202
5	1:49.074	31.471	188	41.152	194	36.451	194	200	13	1:49.148	31.561	187	41.159	193	36.428	195	202
6	1:49.561	31.343	188	41.540	196	36.678	195	201	14	1:49.575	31.616	185	41.342	192	36.617	193	202
7	1:50.224	32.418	188	41.262	196	36.544	195	201									
8	1:49.574	31.556	188	40.967	189	37.051	197	203									

15	Thomas Jäger, AUT/ ,								theoretical besttime: 1:49.083								
1	1:59.777	40.667	187	42.021	194	37.089	193	134	9	1:49.558	31.481	188	41.524	194	36.553	196	201
2	1:50.592	32.011	187	41.643	193	36.938	193	200	10	1:49.214	31.410	188	41.196	194	36.608	196	203
3	1:50.115	31.649	188	41.350	196	37.116	194	201	11	1:49.607	31.443	187	41.479	194	36.685	195	203
4	1:49.658	31.564	188	41.378	196	36.716	195	202	12	1:49.739	31.621	187	41.542	193	36.576	196	202
5	1:49.381	31.439	189	41.223	194	36.719	196	202	13	1:49.606	31.438	187	41.517	194	36.651	194	202
6	1:49.716	31.445	188	41.396	195	36.875	193	203	14	1:49.718	31.759	187	41.482	195	36.477	195	201
7	1:49.994	31.725	186	41.359	196	36.910	194	200									
8	1:50.075	31.734	188	41.409	189	36.932	194	201									

17	Nicolas Pohler, DEU/ ,								theoretical besttime: 1:49.723								
1	2:03.387	43.099	182	43.100	193	37.188	195	145	9	1:50.502	31.908	187	41.390	194	37.204	196	202
2	1:50.966	32.281	186	41.571	195	37.114	198	201	10	1:52.296	32.774	188	42.277	190	37.245	196	205
3	1:51.866	33.131	189	41.648	194	37.087	198	204	11	1:50.851	31.906	187	41.891	190	37.054	193	204
4	1:51.231	32.316	190	41.554	195	37.361	196	204	12	1:51.352	32.392	188	41.872	192	37.088	194	200
5	1:50.278	31.814	189	41.624	192	36.840	194	203	13	1:50.761	31.824	188	41.558	192	37.379	194	200
6	1:50.417	31.868	187	41.377	192	37.172	190	201	14	1:50.800	32.434	188	41.404	195	36.962	193	199
7	1:51.226	33.054	187	41.222	195	36.950	195	198									
8	1:49.940	31.941	186	41.312	192	36.687	194	202									



ADAC Formel Masters

Lap analysis Race 1

Provisional



Lausitzring, Length: 4534 m

Air temperature: 26.7°C

Track temperature: 33.1°C

Weather condition: Dry



Reg. Nr.: 260/12

Saturday 25.8.2012 14:05

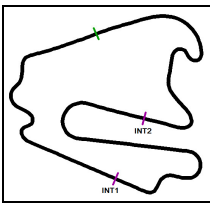
**ADAC Masters
Weekend**

Lap	Time	SE1	SP1	SE2	SP2	SE3	SP3	TSP	Lap	Time	SE1	SP1	SE2	SP2	SE3	SP3	TSP
19	Sebastian Balthasar, DEU/ ,								theoretical besttime: 1:48.998								
1	2:01.025	41.404	187	42.450	194	37.171	197	137	9	1:49.609	31.467	188	41.500	191	36.642	197	203
2	1:51.401	32.179	189	42.026	192	37.196	194	206	10	1:49.420	31.611	188	41.341	191	36.468	197	203
3	1:50.285	32.095	189	41.624	193	36.566	195	201	11	1:49.577	31.425	187	41.301	189	36.851	194	205
4	1:50.019	31.794	191	41.507	194	36.718	197	204	12	1:49.390	31.603	188	41.175	192	36.612	196	202
5	1:49.840	31.872	189	41.105	194	36.863	196	205	13	1:50.886	31.993	187	42.247	191	36.646	194	203
6	1:49.802	31.637	190	41.428	194	36.737	195	204	14	1:51.136	32.131	185	42.140	193	36.865	196	201
7	1:50.343	31.556	189	41.148	195	37.639	194	203									
8	1:50.455	31.823	188	41.811	192	36.821	195	200									

20	Felix Wieland, DEU/ ,								theoretical besttime: 1:49.853								
1	2:03.522	43.610	186	42.909	194	37.003	200	150	9	1:50.578	32.040	186	41.910	191	36.628	194	201
2	1:51.079	32.616	190	41.543	194	36.920	199	202	10	1:50.277	31.987	186	41.745	191	36.545	195	202
3	1:52.074	33.243	191	41.770	195	37.061	197	208	11	1:50.539	31.945	186	41.580	191	37.014	197	202
4	1:51.439	32.209	191	41.607	194	37.623	193	205	12	1:51.050	32.529	187	41.730	192	36.791	196	205
5	1:50.579	32.276	189	41.600	192	36.703	196	197	13	1:50.752	32.126	190	41.471	193	37.155	197	196
6	1:50.294	31.935	188	41.678	192	36.681	195	204	14	1:50.337	32.088	186	41.373	194	36.876	191	202
7	1:51.735	32.608	188	41.873	193	37.254	193	203									
8	1:51.222	32.218	186	41.764	191	37.240	194	201									

21	Alessio Picariello, BEL/ ,								theoretical besttime: 1:49.051								
1	1:58.757	40.090	189	41.874	196	36.793	195	128	5	1:49.333	31.525	189	41.273	193	36.535	196	203
2	1:50.061	31.862	189	41.541	195	36.658	197	203	6	1:49.492	31.407	189	41.397	193	36.688	192	203
3	1:49.293	31.611	192	41.310	195	36.372	196	204									
4	1:49.687	31.406	193	41.753	195	36.528	196	204									

23	Nicolas Beer, DEN/ ,								theoretical besttime: 1:50.626								
1	2:01.914	42.411	187	42.184	196	37.319	197	148	4	1:50.868	32.150	188	41.658	193	37.060	193	200
2	1:52.171	32.588	191	41.972	193	37.611	198	204									
3	1:52.020	33.030	189	41.814	193	37.176	192	207									



ADAC Formel Masters

Vmax list Race 1

Provisional



Lausitzring, Length: 4534 m
Air temperature: 26.7°C
Track temperature: 33.2°C
Weather condition: Dry

DMSB Reg. Nr.: 260/12
Deutscher Motor Sport Bund e.V.

Saturday 25.8.2012 14:05

**ADAC Masters
Weekend**

Nr	Team, Car, Driver, Nat	Top speed
8	Mücke-Motorsport, Formel ADAC powered by Volkswagen Nissany Roy , ISR	208,17 km/h
20	HS Engineering, Formel ADAC powered by Volkswagen Wieland Felix , DEU	207,89 km/h
5	Lotus, Formel ADAC powered by Volkswagen Visser Beitske , NLD	206,66 km/h
23	HS Engineering, Formel ADAC powered by Volkswagen Beer Nicolas , DEN	206,62 km/h
19	G&J /Schiller Motorsport, Formel ADAC powered by Volkswagen Balthasar Sebastian , DEU	206,30 km/h
10	Mücke-Motorsport, Formel ADAC powered by Volkswagen Caspari Luca , DEU	205,64 km/h
7	Lotus, Formel ADAC powered by Volkswagen Schmidt Jeffrey , CHE	205,21 km/h
3	Lotus, Formel ADAC powered by Volkswagen Kirchhöfer Marvin , DEU	205,09 km/h
17	Team KUG Motorsport, Formel ADAC powered by Volkswagen Pohler Nicolas , DEU	204,82 km/h
6	Lotus, Formel ADAC powered by Volkswagen Dontje Indy , NLD	204,62 km/h
14	Neuhauser Racing, Formel ADAC powered by Volkswagen Malja Gustav , SWE	204,51 km/h
21	G&J /Schiller Motorsport, Formel ADAC powered by Volkswagen Picariello Alessio , BEL	204,16 km/h
15	Neuhauser Racing, Formel ADAC powered by Volkswagen Jäger Thomas , AUT	203,20 km/h
12	Mücke-Motorsport, Formel ADAC powered by Volkswagen Kremer Jason , DEU	202,02 km/h
9	Mücke-Motorsport, Formel ADAC powered by Volkswagen Herzog Florian , DEU	201,08 km/h
11	Mücke-Motorsport, Formel ADAC powered by Volkswagen Grapp Hendrik , DEU	200,11 km/h