

ADAC GT Masters

Results Race 1

Provisional



Lausitzring, Length: 4534 m
Air temperature: 27.8°C
Track temperature: 33.4°C
Weather condition: Dry

DMSB Reg. Nr.: 259/2012
Deutscher Motor Sport Bund e.V.

Amended
25.8.2012 - 16:16

**ADAC Masters
Weekend**

Saturday 25.8.2012 12:30

started : 36 classified : 27 not classified : 9

	Drivers	Team	Car	Laps	Total Time	Gap	Kph	Lap	Time	Kph
1	36 C.Engelhart/N.Tandy	Team Geyer&Weinig EDV Schütz M	Porsche 911 GT3 R	28	1:01:35.289		123,7	25	1:45.296	155,0
2	5 S.Asch/M.Götz	kfzteile24 MS RACING Team(DEU)	Mercedes Benz SLS AMG GT3	28	1:01:35.710	0.421	123,7	25	1:45.430	154,8
3	29 R.Renauer/N.Armino	FROGREEN CO2 neutral(DEU)	Porsche 911 GT3 R	28	1:01:37.127	1.838	123,6	10	1:45.837	154,2
4	6 M.Farnbacher/N.Kentenich	Farnbacher ESET Racing(DEU)	Porsche 911 GT3 R	28	1:01:45.435	10.146	123,3	10	1:45.736	154,4
5	8 D.Baumann/H.Proczyk	Heico Motorsport(DEU)	Mercedes Benz SLS AMG GT3	28	1:01:45.913	10.624	123,3	10	1:45.802	154,3
6	9 M.Buhk/A.Simonsen	HEICO Junior Team(DEU)	Mercedes Benz SLS AMG GT3	28	1:01:46.205	10.916	123,3	9	1:45.429	154,8
7	15 S.Dolenc(*A*)/M.Ragginger	FACH AUTO TECH(CHE)	Porsche 911 GT3 R	28	1:01:46.319	11.030	123,3	22	1:45.351	154,9
8	20 C.Hürtgen/D.Schwager	Schubert Motorsport(DEU)	BMW Z4 GT3	28	1:01:47.984	12.695	123,3	9	1:45.556	154,6
9	4 F.Stoll/D.Dobitsch	kfzteile24 MS RACING Team(DEU)	Mercedes Benz SLS AMG GT3	28	1:01:49.186	13.897	123,2	10	1:45.496	154,7
10	10 L.Arnold/A.Margaritis	Schöner Wohnen Polarweiss Team	Mercedes Benz SLS AMG GT3	28	1:01:49.199	13.910	123,2	13	1:45.639	154,5
11	38 J.Krohn/N.Verdonck	Lambda Performance(DEU)	Ford GT GT3	28	1:01:49.291	14.002	123,2	10	1:45.855	154,2
12	26 R.Bourdeaux(*A*)/A.Renauer	Team GT 3 Kasko(DEU)	Porsche 911 GT3 R	28	1:01:50.551	15.262	123,2	27	1:45.491	154,7
13	7 K.Heyer/C.Frankenhou	Heico Motorsport(DEU)	Mercedes Benz SLS AMG GT3	28	1:01:51.079	15.790	123,2	27	1:45.281	155,0
14	23 M.Öhlin/F.Lestrup	WestCoastRacing(SWE)	BMW Z4 GT3	28	1:01:52.668	17.379	123,1	27	1:45.755	154,3
15	37 S.Bert/C.Brück	Gemballa Racing(DEU)	McLaren MP4-12C GT3	28	1:01:53.867	18.578	123,1	12	1:46.038	153,9
16	33 K.Poulsen(*A*)/C.Nygaard	Young Driver AMR(DEU)	Aston Martin V12 Vantage GT3	28	1:01:54.527	19.238	123,0	27	1:45.932	154,1
17	41 S.Knap/J.den Boer	DB Motorsport(NLD)	BMW Z4 GT3	28	1:01:55.164	19.875	123,0	11	1:45.387	154,9
18	22 C.Tilke(*A*)/C.Abt	Prosperia uhc speed(DEU)	AUDI R8 LMS ultra	28	1:01:55.646	20.357	123,0	28	1:46.003	154,0
19	25 G.Engelhardt(*A*)/M.Seefried	Team GT 3 Kasko(DEU)	Porsche 911 GT3 R	28	1:01:57.162	21.873	123,0	22	1:46.443	153,3
20	17 R.Lips(*A*)/F.Schmickler	Callaway Competition(DEU)	Corvette Z06.R GT3	28	1:02:03.908	28.619	122,7	27	1:46.719	152,9
21	18 T.Seiler(*A*)/F.Kechele	Callaway Competition(DEU)	Corvette Z06.R GT3	28	1:02:04.266	28.977	122,7	27	1:46.623	153,1
22	31 M.Schulze/T.Schulze	Schulze Motorsport(DEU)	Nissan GT-R GT3	28	1:02:12.764	37.475	122,4	11	1:48.121	151,0
23	1 D.Lunardi/M.Martin	ALPINA(DEU)	BMW Alpina B6 GT3	28	1:02:18.350	43.061	122,3	10	1:46.044	153,9
24	16 A.Gugger(*A*)/O.Klohs(*A*)	FACH AUTO TECH(CHE)	Porsche 911 GT3 R	28	1:02:23.345	48.056	122,1	10	1:47.122	152,4
25	2 F.Spengler/J.Leidinger	Liqui Moly Team Engstler(DEU)	BMW Alpina B6 GT3	27	1:03:17.545	1 LAP	116,0	10	1:47.099	152,4
26	28 D.Alessi/D.Keilwitz	Callaway Competition(DEU)	Corvette Z06.R GT3	26	58:42.050	2LAPS	120,5	9	1:45.192	155,2
27	42 J.Seyffarth/K.Wendlinger	SMS Seyffarth Motorsport(DEU)	Mercedes Benz SLS AMG GT3	25	58:53.133	3LAPS	115,5	9	1:46.177	153,7
not classified										
14	C.Ott/F.Barth	MRS GT-Racing(DEU)	McLaren MP4-12C GT3	20	48:32.818	8LAPS	112,1	9	1:47.922	151,2
44	J.Stovicek(*A*)/E.Janis	HEICO-GRAVITY CHAROUZ TEAM	Mercedes Benz SLS AMG GT3	12	26:16.611	16LAPS	124,2	10	1:47.094	152,4
51	C.Schrezenmeier(*A*)/N.Janz(*A*)	Team GT 3 Kasko(DEU)	Porsche 911 GT3 R	11	24:10.931	17LAPS	123,7	8	1:46.950	152,6
11	D.Mengesdorf/R.Bader	Team rhino's Leipert Motorsport(DE)	Lamborghini Gallardo LP600+	10	22:10.249	18LAPS	122,7	10	1:47.191	152,3
34	M.Sandritter/P.Geipel	YACO Racing powered by Jochen S	Chevrolet Camaro GT3	7	20:52.787	21LAPS	91,2	7	1:50.633	147,5
43	G.Grasser/C.Seifert	GRT Grasser Racing Team(AUT)	Lamborghini Gallardo LP600+	6	15:03.468	22LAPS	108,4	6	1:49.105	149,6
21	E.Sandström/C.Mies	Prosperia uhc speed(DEU)	AUDI R8 LMS ultra	1	2:38.884	27LAPS				
27	A.Wirth/H.Frentzen	Callaway Competition(DEU)	Corvette Z06.R GT3							
40	C.Haase/C.Mamerow	MAMEROW Racing(DEU)	AUDI R8 LMS ultra							

Fastest lap of the race. Car 28 driver Alessi on lap 9. Time 1:45.192, average speed 155,2 km/h.

Drive trough penalty in exchange of a time penalty of 30 sec. car no. 28

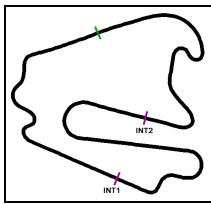
Drive trough penalty, replace by 30 seconds time penalty car no. 1 Stewards decision no. 6

Subject to final scrutineering!

Publications Time:

Clerk of the course:

Time Keeping:



ADAC GT Masters

Lap chart Race 1

Provisional

**ADAC Masters
Weekend**

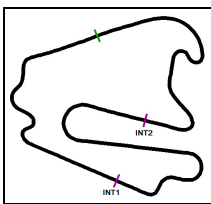


Lausitzring, Length: 4534 m

Saturday 25.8.2012 12:30

POS	1	2	3	4	5	6	7	8	9	10	11	12	13	14	15	16	17	18	19	20	21	22	23	24	25	26	27	28	29	30	31	32	33	34	35	36	37	38
LAP 1	36	4	29	5	6	9	20	8	15	28	10	1	42	38	23	33	41	11	26	37	7	2	34	16	43	31	18	17	25	14	44	51	22	.21				
LAP 2	36	4	29	5	6	9	20	8	15	28	10	1	42	38	23	33	41	11	26	37	7	2	34	16	43	31	18	17	25	14	44	51	22					
LAP 3	36	4	29	5	6	9	20	8	15	28	10	1	42	38	23	33	41	11	26	37	7	2	34	16	43	31	18	17	25	14	44	51	22					
LAP 4	36	4	29	5	6	9	20	8	15	28	10	1	42	38	23	33	41	11	26	37	7	2	34	16	43	31	18	17	25	14	44	51	22					
LAP 5	36	4	29	5	6	9	20	8	15	28	10	1	42	38	23	33	41	11	26	37	7	2	34	16	43	31	18	17	25	14	44	51	22					
LAP 6	36	4	29	5	6	9	20	8	15	28	10	1	42	38	23	33	11	37	41	7	26	2	16	43	18	17	25	31	14	51	44	22	34'					
LAP 7	36	4	29	5	6	9	20	8	28	15	10	1	42	23	38	33	37	11	41	7	2	26	16	18	25	14	31	51	44	22	.17	34'						
LAP 8	36	4	29	5	6	9	20	28	8	15	10	1	42	23	38	33	37	41	11	7	2	26	16	18	25	14	51	44	31	22	17							
LAP 9	36	4	29	5	6	9	20	28	8	15	10	1	42	23	38	33	37	41	11	7	2	26	16	18	25	14	51	44	31	22	17							
LAP 10	36	4	29	5	6	9	20	28	8	15	10	1	42	38	23	33	37	41	11	7	2	26	16	18	25	14	51	44	31	22	17							
LAP 11	36	4	29	5	6	9	20	28	8	15	10	1	42	38	23	33	37	41	7	2	26	16	18	25	14	51	44	31	22	17								
LAP 12	36	4	29	5	6	9	8	10	1	.28	.20	42	23	33	37	41	.15	.38	2	26	16	.7	14	31	.18	.25	17	.44	.22									
LAP 13	36	4	29	5	6	9	8	10	1	42	33	37	41	.23	2	26	16	31	.14	.17	20	28	15	38	7	18	25	22'										
LAP 14	.36	.4	.29	.5	.6	.9	.8	.10	.1	.42	.33	.37	.41	.2	.26	.16	.31	20	23	28	15	38	7	18	25	14	22	17										
LAP 15	36	5	29	6	8	9	4	1	10	42	20	23	28	15	38	7	37	41	33	2	26	16	18	25	14	31	22	17										
LAP 16	36	5	29	6	8	9	4	1	10	42	20	23	28	15	38	7	37	41	33	2	26	16	18	25	14	31	22	17										
LAP 17	36	5	29	6	8	9	4	1	10	42	20	23	28	15	38	7	37	.14	41	33	2	26	16	18	25	31	22	17										
LAP 18	36	5	29	6	8	9	4	1	10	42	20	23	28	15	38	7	37	41	33	2	26	16	18	25	31	22	17	14										
LAP 19	36	5	29	6	8	9	4	1	10	42	20	23	28	15	38	7	37	41	33	2	26	16	18	25	31	22	17	14										
LAP 20	36	5	29	6	8	9	4	1	10	42	20	28	23	15	38	7	37	41	33	26	2	16	18	25	31	22	17	.14										
LAP 21	36	5	29	6	8	9	4	1	10	20	28	15	42	23	38	7	37	41	33	26	2	22	25	18	17	31	16											
LAP 22	36	5	29	6	8	9	4	1	20	28	10	15	42	23	38	7	37	41	26	33	25	2	22	18	17	31	16											
LAP 23	36	5	29	6	8	9	1	28	20	4	10	15	42	38	23	7	37	26	41	33	25	22	18	17	31	16	.2											
LAP 24	36	5	29	6	8	9	28	1	20	15	4	10	38	42	23	7	26	37	33	41	25	22	17	18	31	16	2'											
LAP 25	36	5	29	6	8	9	28	1	20	15	4	10	38	26	23	7	37	33	41	22	25	17	18	31	16	.42'	2'											
LAP 26	36	5	29	6	8	28	9	1	15	20	4	10	38	26	7	23	37	33	41	22	25	17	18	31	16	2'												
LAP 27	36	5	29	6	8	9	15	1	20	4	10	38	26	7	23	37	33	41	22	25	17	18	31	16	2'													
LAP 28	36	5	29	6	8	9	15	20	1	4	10	38	26	7	23	37	33	41	22	25	17	18	31	16														

. - PIT STOP ' - LAP BEHIND



ADAC GT Masters



Lap analysis Race 1

Provisional

Lausitzring, Length: 4534 m
Air temperature: 26.9°C
Track temperature: 37.1°C
Weather condition: Dry

DMSB Reg. Nr.: 259/2012
Deutscher Motor Sport Bund e.V.

Saturday 25.8.2012 12:30

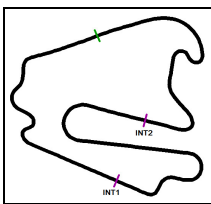
**ADAC Masters
Weekend**

Lap	Time	SE1	SP1	SE2	SP2	SE3	SP3	TSP	Lap	Time	SE1	SP1	SE2	SP2	SE3	SP3	TSP
1 Dino Lunardi, FRA/ Maxime Martin, BEL									theoretical besttime: 1:45.626								
1	2:14.066	40.197	224	45.116	122	48.753	118	193	16	3:05.432	51.100	132	1:07.405	110	1:06.927	83	128
2	2:28.900	41.578	168	58.177	149	49.145	150	136	17	3:11.688	52.324	135	1:08.366	93	1:10.998	79	93
3	2:56.353	48.963	120	1:14.785	122	52.605	121	119	18	3:00.895	51.500	132	1:06.056	117	1:03.339	103	93
4	2:42.072	43.905	110	1:07.624	120	50.543	145	158	19	2:34.605	45.829	148	59.493	119	49.283	123	106
5	2:44.629	42.999	142	1:08.142	98	53.488	235	162	20	2:21.890	42.468	192	56.859	114	42.563	235	117
6	1:48.540	31.780	222	41.411	219	35.349	235	245	21	1:47.294	31.660	222	40.779	224	34.855	237	245
7	1:47.039	31.192	222	40.967	222	34.880	234	246	22	1:46.593	31.073	223	40.877	223	34.643	239	247
8	1:46.100	30.813	223	40.594	224	34.693	237	245	23	1:48.033	32.042	223	41.187	220	34.804	237	250
9	1:46.084	30.809	222	40.706	223	34.569	236	247	24	1:46.590	31.566	222	40.486	223	34.538	238	249
10	1:46.044	30.792	223	40.552	224	34.700	236	247	25	1:46.127	30.617	223	40.471	223	35.039	238	248
11	1:46.163	30.833	223	40.630	224	34.700	236	246	26	1:47.836	31.560	223	41.449	223	34.827	237	249
12	1:46.414	30.764	223	40.782	224	34.868	236	247	27	1:47.232	31.737	223	40.598	224	34.897	237	247
13	1:46.048	30.827	222	40.573	223	34.648	236	247	28	1:48.461	31.568	223	41.077	225	35.816	236	248
14	1:54.349	30.876	223	40.687	224	42.786		247									
15	4:02.873	1:36.246	117	1:21.103	93	1:05.524	123										

2 Florian Spengler, DEU/ Johannes Leidinger, DEU									theoretical besttime: 1:47.038								
1	2:21.372	42.342	222	48.748	103	50.282	120	204	15	3:52.004	1:35.991	197	1:11.627	99	1:04.386	93	
2	2:30.156	42.392	134	59.300	92	48.464	101	125	16	3:05.938	51.364	93	1:07.748	79	1:06.826	93	105
3	2:55.553	49.901	123	1:15.408	147	50.244	98	119	17	3:10.257	52.872	76	1:06.803	83	1:10.582	60	109
4	2:43.119	44.837	165	1:07.713	119	50.569	121	103	18	3:01.015	53.315	96	1:05.709	133	1:01.991	97	76
5	2:42.181	45.271	130	1:05.269	141	51.641	234	122	19	2:34.422	46.877	103	58.132	98	49.413	113	100
6	1:48.813	31.484	222	42.310	221	35.019	234	244	20	2:17.127	43.922	150	52.964	99	40.241	220	133
7	1:47.993	31.365	223	41.283	223	35.345	233	245	21	1:49.186	31.868	223	41.937	219	35.381	233	229
8	1:47.960	31.710	223	41.230	223	35.020	237	243	22	1:48.598	31.391	210	41.665	222	35.542	222	244
9	1:47.477	31.357	222	41.175	222	34.945	234	247	23	2:06.044	33.012	219	46.119	188	46.913		232
10	1:47.099	31.068	224	41.131	222	34.900	235	245	24	4:29.493	3:10.697	221	43.310	214	35.486	229	
11	1:48.691	31.602	222	41.378	223	35.711	235	245	25	1:48.341	31.417	213	41.164	211	35.760	220	235
12	1:47.189	31.007	222	41.132	224	35.050	235	245	26	1:49.665	31.499	223	43.056	224	35.110	226	229
13	1:47.508	31.211	221	41.333	222	34.964	234	246	27	1:48.643	31.342	218	42.060	213	35.241	234	233
14	2:01.701	31.314	222	45.852	222	44.535		245									

4 Florian Stoll, DEU/ Daniel Dobitsch, AUT									theoretical besttime: 1:45.326								
1	2:04.311	36.896	221	41.095	224	46.320	127	176	16	3:05.449	50.197	112	1:07.782	115	1:07.470	94	132
2	2:28.155	41.230	150	57.012	141	49.913	160	127	17	3:11.602	51.376	170	1:09.717	94	1:10.509	99	94
3	2:56.456	49.178	94	1:15.149	124	52.129	166	179	18	3:00.513	51.989	116	1:05.699	133	1:02.825	107	85
4	2:41.669	43.728	146	1:08.939	143	49.002	162	171	19	2:35.306	46.841	132	58.484	111	49.981	126	146
5	2:48.286	43.543	137	1:10.283	101	54.460	236	164	20	2:22.917	42.543	188	57.503	120	42.871	233	153
6	1:46.979	31.365	222	41.114	224	34.500	236	246	21	1:47.298	31.463	221	40.939	222	34.896	236	244
7	1:46.270	30.875	223	40.509	225	34.886	236	247	22	1:46.738	31.075	222	40.893	221	34.770	236	246
8	1:46.372	31.193	223	40.640	225	34.539	238	246	23	1:49.551	31.908	217	41.522	220	36.121	236	247
9	1:46.349	30.862	223	40.756	222	34.731	236	249	24	1:47.268	31.246	222	41.404	224	34.618	236	247
10	1:45.496	30.833	222	40.352	224	34.311	237	246	25	1:45.947	30.677	222	40.619	224	34.651	236	247
11	1:45.784	30.805	223	40.474	224	34.505	237	246	26	1:47.136	31.007	223	41.361	224	34.768	237	247
12	1:45.658	30.703	223	40.449	225	34.506	238	247	27	1:47.230	31.420	223	41.023	223	34.787	237	248
13	1:45.751	30.663	223	40.504	224	34.584	237	248	28	1:48.135	31.204	224	41.227	222	35.704	235	248
14	1:56.828	31.115	224	41.392	209	44.321		248									
15	4:09.732	1:40.024	150	1:24.036	102	1:05.672	120										

5 Sebastian Asch, DEU/ Maximilian Götz, DEU									theoretical besttime: 1:45.252								
1	2:05.871	38.065	221	41.756	221	46.050	156	182	16	3:06.150	51.047	114	1:06.607	119	1:08.496	95	123
2	2:27.860	40.677	152	57.714	172	49.469	148	123	17	3:10.346	51.032	113	1:10.389	93	1:08.925	133	112
3	2:56.532	48.872	98	1:15.437	137	52.223	164	157	18	3:01.884	52.383	127	1:07.016	99	1:02.485	140	114
4	2:41.577	43.508	181	1:09.357	154	48.712	178	190	19	2:35.778	45.666	183	59.068	123	51.044	156	177
5	2:48.607	43.571	176	1:10.123	114	54.913	236	167	20	2:24.820	42.439	126	58.260	112	44.121	230	187
6	1:47.131	31.206	222	41.291	222	34.634	237	246	21	1:46.354	31.492	222	40.395	225	34.467	236	240
7	1:46.331	30.918	221	40.652	225	34.761	236	247	22	1:45.928	30.664	224	40.563	223	34.701	237	246
8	1:45.757	30.644	223	40.618	224	34.495	239	246	23	1:45.750	30.663	222	40.615	225	34.472	237	247
9	1:46.257	30.899	222	40.460	223	34.898	238	249	24	1:45.881	30.688	223	40.754	223	34.439	237	247
10	1:45.874	30.753	223	40.633	220	34.488	236	248	25	1:45.430	30.632	223	40.296	225	34.502	237	247



ADAC GT Masters

Lap analysis Race 1

Provisional



Lausitzring, Length: 4534 m

Air temperature: 26.9°C

Track temperature: 37.1°C

Weather condition: Dry



Reg. Nr.: 259/2012

Saturday 25.8.2012 12:30

**ADAC Masters
Weekend**

Lap	Time	SE1	SP1	SE2	SP2	SE3	SP3	TSP	Lap	Time	SE1	SP1	SE2	SP2	SE3	SP3	TSP
11	1:45.876	30.853	224	40.387	226	34.636	236	246	26	1:46.257	30.617	223	41.271	226	34.369	237	247
12	1:46.821	30.830	223	41.240	225	34.751	238	248	27	1:46.406	30.587	224	40.520	226	35.299	236	247
13	1:46.094	30.922	223	40.581	223	34.591	238	249	28	1:46.523	30.666	224	40.844	218	35.013	219	247
14	1:55.413	30.788	223	41.187	224	43.438		248									
15	4:02.202	1:34.593	129	1:22.211	101	1:05.398	109										

6 Mario Farnbacher, DEU/ Niclas Kentenich, DEU

theoretical besttime: 1:45.518

1	2:06.553	38.126	226	42.727	182	45.700	150	186	16	3:05.545	50.101	113	1:07.625	114	1:07.819	94	134
2	2:27.827	40.623	153	57.920	153	49.284	149	125	17	3:11.422	50.772	143	1:10.630	94	1:10.020	82	127
3	2:56.593	48.933	99	1:15.407	156	52.253	159	151	18	3:00.768	51.292	98	1:07.146	113	1:02.330	132	92
4	2:41.590	43.555	170	1:09.412	149	48.623	191	190	19	2:35.880	46.594	170	57.764	129	51.522	135	167
5	2:48.287	43.943	182	1:09.630	109	54.714	237	168	20	2:23.286	42.337	199	57.686	138	43.263	239	162
6	1:47.455	31.266	225	41.323	225	34.866	241	250	21	1:47.601	31.536	226	41.207	225	34.858	242	249
7	1:46.745	30.881	227	41.021	227	34.843	239	252	22	1:46.776	31.057	225	41.055	224	34.664	239	249
8	1:45.943	30.726	226	40.670	227	34.547	244	251	23	1:46.826	31.102	227	41.145	226	34.579	241	251
9	1:45.766	30.592	228	40.505	226	34.669	243	254	24	1:47.026	31.072	226	41.265	224	34.689	241	251
10	1:45.736	30.780	226	40.535	224	34.421	243	250	25	1:47.168	31.303	226	41.139	226	34.726	242	251
11	1:45.929	30.707	229	40.606	226	34.616	243	252	26	1:47.597	31.036	226	41.638	226	34.923	240	250
12	1:46.431	30.828	227	40.968	226	34.635	245	253	27	1:47.357	31.388	225	41.265	226	34.704	242	250
13	1:46.516	30.785	226	41.122	227	34.609	242	255	28	1:47.171	31.136	228	41.202	226	34.833	240	248
14	1:55.354	30.842	226	40.969	224	43.543		254									
15	4:04.287	1:35.082	130	1:23.309	122	1:05.896	118										

7 Kenneth Heyer, DEU/ Christiaan Frankenhou, NLD

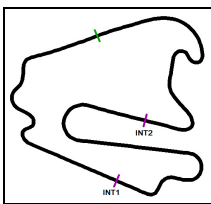
theoretical besttime: 1:45.175

1	2:20.581	42.706	220	48.038	108	49.837	117	206	16	3:06.455	51.506	121	1:08.069	82	1:06.880	95	105
2	2:30.354	42.012	116	59.835	87	48.507	104	117	17	3:11.213	52.830	96	1:06.739	88	1:11.644	59	95
3	2:55.628	49.187	122	1:15.174	152	51.267	96	122	18	3:00.417	52.057	103	1:06.321	134	1:02.039	101	73
4	2:42.614	44.168	162	1:08.296	112	50.150	109	107	19	2:33.261	45.830	121	58.439	108	48.992	131	109
5	2:42.476	45.179	126	1:05.774	134	51.523	232	108	20	2:18.776	45.444	164	53.466	104	39.866	235	123
6	1:47.810	31.204	222	41.358	223	35.248	233	243	21	1:48.691	31.998	221	41.818	223	34.875	235	246
7	1:47.985	31.549	223	41.455	222	34.981	234	243	22	1:47.185	31.470	222	41.070	221	34.645	236	246
8	1:48.414	31.140	222	42.391	222	34.883	233	245	23	1:47.092	31.374	223	41.118	222	34.600	236	246
9	1:47.572	31.422	222	41.197	220	34.953	233	246	24	1:48.065	31.841	223	41.533	223	34.691	233	246
10	1:47.014	31.267	222	41.000	221	34.747	235	243	25	1:48.785	31.785	223	42.239	223	34.761	238	242
11	1:47.729	32.016	221	40.989	222	34.724	234	245	26	1:46.183	30.930	222	40.983	222	34.270	236	250
12	1:54.504	31.121	221	40.877	223	42.506		244	27	1:45.281	30.588	222	40.368	224	34.325	236	246
13	2:49.105	1:31.541	220	41.261	220	36.303	226		28	1:46.026	30.537	222	40.622	222	34.867	237	247
14	1:48.600	31.234	220	41.180	220	36.186	228	236									
15	2:53.263	31.696	179	1:16.360	94	1:05.207	101	238									

8 Dominik Baumann, AUT/ Harald Proczyk, AUT

theoretical besttime: 1:45.755

1	2:09.314	39.181	222	44.263	137	45.870	139	192	16	3:05.819	50.060	112	1:07.686	113	1:08.073	95	151
2	2:28.686	41.573	172	58.110	142	49.003	141	144	17	3:11.535	50.543	166	1:10.985	94	1:10.007	99	107
3	2:55.977	48.395	111	1:15.686	151	51.896	147	144	18	3:00.702	52.029	115	1:05.738	133	1:02.935	124	81
4	2:42.239	44.638	156	1:08.077	132	49.524	148	150	19	2:35.365	46.245	150	58.290	145	50.830	144	168
5	2:46.886	43.892	139	1:09.247	112	53.747	234	164	20	2:23.712	42.438	201	57.581	138	43.693	232	170
6	1:48.328	31.721	221	41.712	220	34.895	235	244	21	1:47.186	31.193	222	41.239	221	34.754	235	242
7	1:46.901	31.027	222	40.986	223	34.888	234	245	22	1:46.680	30.865	222	41.107	221	34.708	236	245
8	1:47.252	30.948	222	41.518	224	34.786	237	244	23	1:46.588	30.974	223	41.100	222	34.514	236	246
9	1:46.213	30.805	222	40.703	222	34.705	235	247	24	1:47.271	31.270	222	41.023	222	34.978	236	247
10	1:45.802	30.753	222	40.570	222	34.479	235	245	25	1:47.033	31.150	222	41.018	222	34.865	235	246
11	1:45.841	30.719	222	40.624	223	34.498	234	244	26	1:47.434	30.921	223	41.723	221	34.790	236	245
12	1:45.889	30.706	222	40.593	223	34.590	235	245	27	1:47.498	31.397	223	41.201	222	34.900	237	246
13	1:46.007	30.790	221	40.710	223	34.507	235	246	28	1:47.160	31.566	223	40.813	222	34.781	236	247
14	1:54.148	30.730	222	41.363	221	42.055		245									
15	4:02.447	1:33.212	135	1:23.637	135	1:05.598	106										



ADAC GT Masters

Lap analysis Race 1

Provisional



Lausitzring, Length: 4534 m

Air temperature: 26.9°C

Track temperature: 37.1°C

Weather condition: Dry



Reg. Nr.: 259/2012

Saturday 25.8.2012 12:30



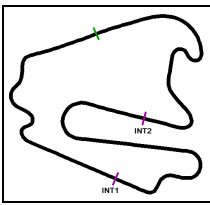
Lap	Time	SE1	SP1	SE2	SP2	SE3	SP3	TSP	Lap	Time	SE1	SP1	SE2	SP2	SE3	SP3	TSP
9	Maximilian Buhk, DEU/ Andreas Simonsen, SWE								theoretical besttime: 1:45.229								
1	2:07.806	38.580	221	43.364	175	45.862	139	187	16	3:05.656	49.905	111	1:07.853	142	1:07.898	97	149
2	2:27.494	40.503	185	57.847	142	49.144	155	145	17	3:11.602	51.161	178	1:10.187	87	1:10.254	92	102
3	2:56.795	48.783	121	1:15.588	167	52.424	156	159	18	3:00.720	51.999	118	1:05.743	131	1:02.978	112	89
4	2:42.087	44.058	160	1:08.965	117	49.064	169	178	19	2:35.291	46.569	135	58.076	139	50.646	131	160
5	2:47.716	43.823	165	1:08.842	120	55.051	234	192	20	2:23.304	42.667	195	57.195	139	43.442	233	173
6	1:47.888	31.427	222	41.391	220	35.070	235	244	21	1:47.200	31.429	221	41.084	222	34.687	235	243
7	1:46.149	30.852	223	40.646	222	34.651	235	245	22	1:46.717	30.846	223	41.035	223	34.836	237	245
8	1:46.043	30.817	223	40.665	222	34.561	237	246	23	1:46.742	30.933	222	41.098	222	34.711	235	246
9	1:45.429	30.559	222	40.618	223	34.252	236	247	24	1:46.890	30.993	223	40.944	223	34.953	238	246
10	1:45.812	30.821	222	40.471	224	34.520	236	247	25	1:47.161	31.242	223	40.956	223	34.963	237	248
11	1:45.752	30.716	223	40.418	225	34.618	236	246	26	1:48.141	31.982	222	41.450	223	34.709	237	247
12	1:46.591	30.828	223	40.810	225	34.953	237	247	27	1:46.628	30.846	223	40.968	223	34.814	239	247
13	1:46.514	30.869	223	40.756	223	34.889	237	248	28	1:47.298	31.755	223	40.944	222	34.599	237	248
14	1:55.257	30.838	224	41.650	221	42.769		247									
15	4:05.522	1:35.709	133	1:24.161	130	1:05.652	101										

10	Lance David Arnold, DEU/ Alexandros Margaritis, GRC								theoretical besttime: 1:45.639								
1	2:12.996	39.588	223	45.310	126	48.098	121	189	16	3:05.320	51.147	128	1:07.227	99	1:06.946	88	133
2	2:29.241	41.669	147	58.312	123	49.260	128	123	17	3:12.354	52.349	144	1:08.759	104	1:11.246	67	89
3	2:55.386	48.312	104	1:15.408	123	51.666	145	141	18	3:00.147	51.015	148	1:05.689	113	1:03.443	115	124
4	2:42.060	44.218	121	1:08.351	119	49.491	128	174	19	2:34.547	46.238	132	59.147	108	49.162	132	100
5	2:46.130	43.357	129	1:08.331	96	54.442	232	142	20	2:21.718	43.211	186	55.888	121	42.619	235	115
6	1:48.403	31.551	221	41.762	221	35.090	234	241	21	1:47.694	31.583	222	41.136	221	34.975	236	244
7	1:46.368	30.827	222	40.803	224	34.738	233	244	22	1:47.529	30.873	223	40.895	221	35.761	238	246
8	1:46.081	30.661	222	40.615	224	34.805	237	244	23	1:47.863	31.108	224	41.586	220	35.169	239	248
9	1:46.329	30.804	222	40.755	223	34.770	235	247	24	1:47.476	31.777	224	41.064	224	34.635	238	249
10	1:46.049	30.826	222	40.623	223	34.600	235	246	25	1:46.670	30.784	223	40.660	224	35.226	238	247
11	1:46.058	30.840	223	40.554	222	34.664	235	245	26	1:46.550	30.812	224	41.009	223	34.729	238	248
12	1:46.640	30.715	222	41.031	223	34.894	234	246	27	1:47.103	31.137	224	41.157	225	34.809	238	248
13	1:45.639	30.617	222	40.424	222	34.598	234	244	28	1:47.730	30.987	225	41.319	223	35.424	236	249
14	1:52.496	30.628	222	40.754	221	41.114		244									
15	4:06.622	1:39.702	110	1:21.521	87	1:05.399	139										

11	David Mengesdorf, DEU/ Raffael Bader, CHE								theoretical besttime: 1:47.191								
1	2:18.053	41.445	220	47.900	130	48.708	119	198	7	1:48.193	32.030	220	41.085	223	35.078	230	241
2	2:30.335	42.576	120	59.412	103	48.347	111	116	8	1:48.939	31.477	220	42.390	220	35.072	232	240
3	2:55.612	49.615	100	1:14.031	132	51.966	105	119	9	1:47.542	31.357	219	41.025	220	35.160	229	239
4	2:42.193	43.911	124	1:08.362	106	49.920	119	149	10	1:47.191	31.342	219	40.793	220	35.056	230	240
5	2:43.636	45.548	135	1:06.029	100	52.059	231	125									
6	1:48.555	31.435	220	41.749	221	35.371	231	241									

14	Christian Ott, DEU/ Fredy Barth, CHE								theoretical besttime: 1:47.577								
1	2:28.639	45.497	220	49.162	91	53.980	120	210	11	1:48.564	31.441	223	41.770	221	35.353	236	247
2	2:29.430	42.253	103	58.911	84	48.266	102	113	12	1:48.644	31.944	222	41.230	221	35.470	235	248
3	2:56.297	51.526	92	1:15.803	112	48.968	121	111	13	1:55.944	31.363	221	41.914	217	42.667		244
4	2:42.239	46.351	81	1:06.712	138	49.176	119	114	14	2:59.914	1:41.451	208	42.518	220	35.945	234	
5	2:40.366	47.857	155	1:03.313	107	49.196	236	108	15	2:40.270	31.717	221	1:03.744	128	1:04.809	102	243
6	1:50.276	31.896	223	42.367	221	36.013	238	247	16	3:05.142	50.248	105	1:08.877	87	1:06.017	78	111
7	1:49.921	31.983	223	41.351	179	36.587	237	249	17	3:02.933	53.092	90	1:07.141	118	1:02.700		106
8	1:47.932	31.407	223	41.294	221	35.231	238	247	18	3:48.960	2:30.560	220	42.033	223	36.367	229	
9	1:47.922	31.414	222	41.298	221	35.210	236	248	19	1:55.446	31.522	222	41.004	222	42.920	121	240
10	1:48.118	31.474	223	41.145	221	35.499	236	246	20	3:05.861				121	1:03.122		114

15	Swen Dolenc, DEU/ Martin Ragginger, AUT								theoretical besttime: 1:45.132								
1	2:10.817	39.042	222	44.723	131	47.052	164	184	16	3:06.203	51.456	110	1:06.569	101	1:08.178	79	126
2	2:29.011	41.395	145	58.281	139	49.335	155	174	17	3:11.565	52.442	138	1:07.463	91	1:11.660	68	109
3	2:55.240	48.779	102	1:14.527	155	51.934	132	165	18	3:00.445	51.338	107	1:05.870	126	1:03.237	104	91
4	2:42.991	45.120	121	1:08.704	104	49.167	130	143	19	2:33.955	45.132	140	59.269	93	49.554	128	123
5	2:46.308	42.993	129	1:09.368	90	53.947	239	139	20	2:18.832	44.500	160	54.054	98	40.278	240	147



ADAC GT Masters

Lap analysis Race 1

Provisional



Lausitzring, Length: 4534 m

Air temperature: 26.9°C

Track temperature: 37.1°C

Weather condition: Dry



Reg. Nr.: 259/2012

Saturday 25.8.2012 12:30

**ADAC Masters
Weekend**

Lap	Time	SE1	SP1	SE2	SP2	SE3	SP3	TSP	Lap	Time	SE1	SP1	SE2	SP2	SE3	SP3	TSP
6	1:47.318	31.163	225	41.387	225	34.768	242	249	21	1:48.113	32.222	228	41.553	226	34.338	239	249
7	1:47.304	31.108	225	41.664	224	34.532	241	250	22	1:45.351	30.655	228	40.414	225	34.282	244	247
8	1:47.050	30.985	227	41.559	225	34.506	243	252	23	1:47.625	30.892	229	41.763	219	34.970	240	254
9	1:46.194	30.893	226	40.812	225	34.489	241	253	24	1:45.874	31.004	228	40.700	227	34.170	243	250
10	1:45.979	30.926	226	40.654	225	34.399	241	252	25	1:45.560	30.548	228	40.649	227	34.363	244	254
11	1:46.247	30.872	227	40.730	226	34.645	241	251	26	1:47.507	31.391	225	41.443	229	34.673	242	252
12	1:54.382	30.893	226	41.234	226	42.255		252	27	1:46.302	31.071	228	40.687	228	34.544	244	251
13	2:49.613	1:31.135	226	40.914	225	37.564	190		28	1:47.320	31.854	229	41.092	227	34.374	245	254
14	1:52.147	34.226	200	42.583	221	35.338	237	175									
15	3:01.066	34.139	149	1:20.767	90	1:06.160	93	230									

16 Andrina Gugger, CHE/ Otto Klohs, DEU

theoretical besttime: 1:47.092

1	2:23.266	42.495	210	50.046	107	50.725	114	206	16	3:05.593	50.878	93	1:07.838	84	1:06.877	78	105
2	2:29.653	42.728	110	58.515	93	48.410	108	131	17	3:10.199	52.653	82	1:06.785	95	1:10.761	55	121
3	2:56.076	50.826	99	1:14.976	134	50.274	103	114	18	3:00.887	54.110	85	1:05.093	115	1:01.684	101	72
4	2:42.761	45.289	135	1:07.201	124	50.271	114	101	19	2:33.926	46.385	107	58.435	105	49.106	98	125
5	2:41.685	46.326	133	1:04.474	116	50.885	239	126	20	2:16.111	44.441	119	52.245	107	39.425	237	124
6	1:49.247	31.784	225	41.952	223	35.511	238	249	21	2:02.664	32.220	227	41.980	225	48.464	228	246
7	1:47.667	31.078	227	41.217	225	35.372	240	249	22	1:48.456	31.668	225	41.688	224	35.100	239	240
8	1:48.025	31.511	227	41.419	225	35.095	241	250	23	1:47.999	31.477	224	41.577	225	34.945	238	249
9	1:48.086	31.326	226	41.508	224	35.252	239	252	24	1:48.995	31.803	225	42.155	223	35.037	238	248
10	1:47.122	31.024	227	41.178	226	34.920	240	249	25	1:49.280	31.861	225	42.041	225	35.378	239	248
11	1:47.861	31.093	226	41.312	225	35.456	240	250	26	1:49.057	31.659	225	42.067	224	35.331	240	249
12	1:47.322	30.994	226	41.248	225	35.080	241	251	27	1:49.174	31.786	223	42.127	223	35.261	239	249
13	1:47.634	31.184	226	41.323	224	35.127	240	251	28	1:49.634	31.787	224	42.277	224	35.570	238	249
14	2:02.436	31.663	216	46.065	221	44.708		251									
15	3:52.529	1:38.897	169	1:08.857	121	1:04.775	115										

17 Remo Lips, CHE/ Frank Schmickler, DEU

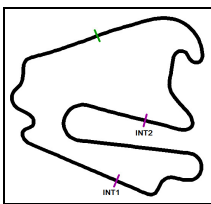
theoretical besttime: 1:46.559

1	2:26.971	44.562	221	48.829	87	53.580	111	211	16	2:11.154	33.588	223	43.567	218	53.999	84	204
2	2:29.831	42.028	112	59.502	79	48.301	102	116	17	3:05.481	52.718	81	1:05.819	108	1:06.944	68	90
3	2:55.826	50.738	112	1:15.941	110	49.147	123	111	18	3:00.933	55.462	96	1:05.737	114	59.734	108	60
4	2:42.675	46.652	91	1:06.126	106	49.897	138	112	19	2:33.168	46.375	124	58.393	90	48.400	113	124
5	2:40.369	48.015	132	1:02.887	102	49.467	236	124	20	2:14.661	44.577	142	51.783	127	38.301	240	117
6	1:49.927	32.284	225	42.066	220	35.577	236	248	21	1:49.773	32.199	227	41.955	225	35.619	239	251
7	1:57.482	31.396	225	42.235	156	43.851		247	22	1:47.326	31.200	227	41.125	224	35.001	241	250
8	2:03.136	47.013	221	40.743	224	35.380	236		23	1:48.295	31.379	226	41.716	225	35.200	240	252
9	1:47.120	31.088	223	40.828	223	35.204	236	246	24	1:47.322	31.131	228	40.905	224	35.286	239	252
10	1:47.531	31.356	223	41.011	224	35.164	235	247	25	1:47.525	31.184	227	41.216	225	35.125	239	250
11	1:47.469	31.250	223	41.074	223	35.145	236	245	26	1:47.937	31.154	227	41.747	223	35.036	239	250
12	1:48.051	31.763	223	41.189	223	35.099	235	247	27	1:46.719	31.038	227	40.903	226	34.778	240	249
13	1:54.487	31.426	223	41.031	224	42.030		246	28	1:48.454	31.574	226	41.509	225	35.371	237	251
14	4:23.489	2:20.599	58	1:13.816	194	49.074	163										
15	2:00.796	37.064	196	44.251	207	39.481	200	166									

18 Toni Seiler, CHE/ Frank Kechele, DEU

theoretical besttime: 1:46.276

1	2:26.310	44.008	224	49.626	88	52.676	115	203	16	3:04.985	50.422	94	1:08.105	87	1:06.458	75	106
2	2:29.746	42.122	100	59.678	78	47.946	107	125	17	3:10.290	52.910	84	1:06.803	93	1:10.577	57	105
3	2:55.752	50.664	105	1:15.984	117	49.104	107	116	18	3:00.892	54.186	85	1:05.166	139	1:01.540	107	81
4	2:42.943	46.025	114	1:06.848	116	50.070	116	111	19	2:33.811	46.696	108	58.473	98	48.642	98	114
5	2:40.461	46.990	150	1:04.075	115	49.396	238	128	20	2:15.776	44.508	128	52.106	120	39.162	238	120
6	1:49.427	31.984	224	42.204	219	35.239	237	248	21	1:50.697	32.129	226	43.130	224	35.438	237	248
7	1:50.575	31.332	226	42.977	146	36.266	234	248	22	1:48.226	31.854	226	40.971	224	35.401	237	247
8	1:48.372	31.565	225	41.656	221	35.151	238	245	23	1:47.954	31.361	223	41.692	224	34.901	239	248
9	1:47.629	31.133	224	41.504	221	34.992	236	248	24	1:49.561	31.073	225	42.858	201	35.630	239	250
10	1:47.760	31.392	224	41.536	222	34.832	236	246	25	1:47.396	31.159	225	41.051	224	35.186	239	249
11	1:48.432	31.231	225	41.686	224	35.515	235	246	26	1:47.113	30.681	226	41.629	222	34.803	239	250
12	1:56.566	31.795	223	41.477	222	43.294		246	27	1:46.623	30.962	225	40.792	225	34.869	240	250
13	2:51.607	1:32.675	223	41.805	212	37.127	220		28	1:48.368	31.213	226	41.715	224	35.440	239	251
14	1:49.160	32.167	222	41.303	221	35.690	233	231									
15	2:47.834	33.561	163	1:09.675	119	1:04.598	110	243									



ADAC GT Masters

Lap analysis Race 1

Provisional



Lausitzring, Length: 4534 m
 Air temperature: 26.9°C
 Track temperature: 37.1°C
 Weather condition: Dry

DMSB Reg. Nr.: 259/2012
Deutscher Motor Sport Bund e.V.

Saturday 25.8.2012 12:30

**ADAC Masters
Weekend**

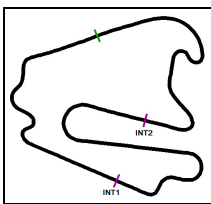
Lap	Time	SE1	SP1	SE2	SP2	SE3	SP3	TSP	Lap	Time	SE1	SP1	SE2	SP2	SE3	SP3	TSP
20	Claudia Hürtgen, DEU/ Dominik Schwager, DEU								theoretical besttime: 1:45.186								
1	2:08.657	38.922	219	43.850	157	45.885	144	176	16	3:05.461	51.755	108	1:06.450	115	1:07.256	81	155
2	2:27.847	41.176	188	58.294	145	48.377	151	151	17	3:11.821	51.748	100	1:08.435	95	1:11.638	84	105
3	2:56.337	48.684	113	1:15.774	158	51.879	154	159	18	3:01.042	51.411	129	1:05.462	128	1:04.169	119	88
4	2:42.466	44.432	157	1:08.453	116	49.581	152	166	19	2:33.448	44.915	99	1:00.048	102	48.485	138	157
5	2:47.483	43.873	152	1:08.881	130	54.729	232	170	20	2:20.909	43.944	181	55.191	106	41.774	233	161
6	1:47.436	31.296	219	40.999	220	35.141	235	243	21	1:47.158	31.807	218	40.681	223	34.670	236	242
7	1:46.455	30.855	221	40.458	222	35.142	233	244	22	1:45.960	30.734	222	40.504	221	34.722	236	242
8	1:45.867	30.569	221	40.349	223	34.949	237	243	23	1:48.401	31.586	220	41.455	220	35.360	236	245
9	1:45.556	30.684	221	40.259	222	34.613	235	246	24	1:45.806	30.821	223	40.489	222	34.496	236	245
10	1:46.005	30.661	221	40.850	221	34.494	235	244	25	1:46.095	30.800	222	40.275	222	35.020	237	244
11	1:45.717	30.433	222	40.366	223	34.918	232	244	26	1:48.209	31.847	222	41.495	222	34.867	236	244
12	1:53.298	30.604	221	40.382	223	42.312		245	27	1:46.828	31.274	220	40.793	223	34.761	238	246
13	2:54.430	1:33.526	217	40.586	220	40.318	177		28	1:47.828	31.466	220	41.069	220	35.293	236	248
14	1:52.080	33.764	208	41.806	206	36.510	225	191									
15	2:59.384	33.337	180	1:19.838	112	1:06.209	110	234									

21	Edward Sandström, SWE/ Christopher Mies, DEU								theoretical besttime:								
1	2:38.884	41.860	214	1:00.509	124	56.515		190									

22	Carsten Tilke, DEU/ Christian Abt, DEU								theoretical besttime: 1:45.908								
1	2:31.247	45.534	215	51.177	78	54.536	109	198	16	3:05.244	50.439	102	1:08.396	82	1:06.409	88	106
2	2:29.686	41.677	110	59.265	86	48.744	122	111	17	3:08.255	53.848	89	1:07.292	114	1:07.115	69	104
3	2:56.635	51.455	102	1:16.679	123	48.501	139	106	18	3:01.167	55.399	87	1:05.694	95	1:00.074	105	63
4	2:42.259	46.528	120	1:06.594	159	49.137	134	107	19	2:33.260	46.365	116	58.294	94	48.601	119	123
5	2:39.939	48.476	165	1:02.176	131	49.287	226	118	20	2:15.100	44.746	137	51.561	120	38.793	227	112
6	1:50.852	32.246	216	42.622	215	35.984	228	236	21	1:48.585	31.306	217	41.716	219	35.563	228	238
7	1:50.207	32.129	216	42.070	217	36.008	228	236	22	1:47.401	31.839	219	40.804	219	34.758	232	239
8	1:49.375	31.880	217	42.137	216	35.358	230	239	23	1:46.774	31.376	219	40.746	219	34.652	232	242
9	1:51.249	31.774	217	43.877	214	35.598	228	240	24	1:46.467	31.017	218	40.755	219	34.695	233	243
10	1:48.814	31.683	217	41.959	216	35.172	228	237	25	1:46.993	30.842	219	41.196	220	34.955	231	243
11	1:48.602	31.245	217	41.920	217	35.437	229	237	26	1:46.994	31.270	220	41.125	219	34.599	232	240
12	1:58.560	31.640	215	41.758	216	45.162		239	27	1:46.286	30.981	221	40.710	221	34.595	232	244
13	2:49.606	1:33.165	217	40.787	217	35.654	227		28	1:46.003	30.937	219	40.528	219	34.538	234	243
14	1:48.927	31.809	217	41.605	217	35.513	228	236									
15	2:41.159	33.445	213	1:03.557	121	1:04.157	88	220									

23	Martin Öhlin, SWE/ Fredrik Lestrup, SWE								theoretical besttime: 1:45.642								
1	2:16.101	40.334	216	47.064	132	48.703	110	191	16	3:05.166	51.467	105	1:06.586	95	1:07.113	73	139
2	2:29.705	41.936	146	59.212	93	48.557	136	116	17	3:12.014	52.079	121	1:08.624	96	1:11.311	79	100
3	2:55.530	49.076	112	1:14.520	150	51.934	122	140	18	3:01.062	51.698	115	1:05.222	144	1:04.142	102	88
4	2:42.576	43.987	115	1:08.292	117	50.297	113	125	19	2:33.807	45.087	135	59.511	92	49.209	128	136
5	2:44.218	43.688	177	1:07.708	87	52.822	230	136	20	2:20.427	43.942	161	54.580	92	41.905	229	140
6	1:47.673	31.064	220	41.337	218	35.272	234	241	21	1:49.227	32.360	220	41.887	221	34.980	233	239
7	1:47.191	31.104	222	40.861	222	35.226	231	244	22	1:47.340	31.510	221	40.661	220	35.169	235	243
8	1:46.352	30.815	220	40.461	224	35.076	234	241	23	1:47.526	31.812	222	40.620	221	35.094	234	245
9	1:46.197	30.557	221	40.655	222	34.985	232	244	24	1:48.114	31.904	221	41.194	221	35.016	233	244
10	1:46.622	30.745	220	40.462	224	35.415	234	242	25	1:48.763	31.065	223	42.750	221	34.948	235	242
11	1:46.432	30.979	221	40.504	223	34.949	232	244	26	1:47.340	31.507	222	41.040	222	34.793	235	246
12	1:46.403	30.727	221	40.527	221	35.149	234	243	27	1:45.755	30.543	222	40.400	220	34.812	234	245
13	1:53.389	30.797	220	40.503	221	42.089		244	28	1:46.114	30.788	220	40.306	222	35.020	235	245
14	2:51.498	1:33.437	188	41.597	203	36.464	229										
15	3:00.126	33.704	177	1:20.026	102	1:06.396	95	223									

25	Georg Engelhardt, DEU/ Marco Seefried, DEU								theoretical besttime: 1:45.905								
1	2:27.795	44.217	225	49.869	87	53.709	111	212	16	3:05.165	50.451	94	1:07.993	93	1:06.721	70	103
2	2:29.568	42.566	109	58.805	77	48.197	108	116	17	3:10.270	52.913	97	1:06.780	100	1:10.577	57	99
3	2:56.004	51.386	89	1:15.842	114	48.776	112	113	18	3:00.732	54.012	86	1:05.209	145	1:01.511	109	74
4	2:42.452	46.546	87	1:06.814	134	49.092	113	111	19	2:33.717	46.616	115	58.534	92	48.567	103	111
5	2:40.369	48.012	155	1:03.026	112	49.331	240	112	20	2:15.627	44.371	128	52.277	123	38.979	240	115



ADAC GT Masters



Lap analysis Race 1

Provisional

Lausitzring, Length: 4534 m

Air temperature: 26.9°C

Track temperature: 37.1°C

Weather condition: Dry



Reg. Nr.: 259/2012

Saturday 25.8.2012 12:30



Lap	Time	SE1	SP1	SE2	SP2	SE3	SP3	TSP	Lap	Time	SE1	SP1	SE2	SP2	SE3	SP3	TSP
6	1:49.974	31.938	226	42.493	225	35.543	241	251	21	1:50.094	32.025	225	41.817	225	36.252	237	251
7	1:50.398	31.499	224	42.487	195	36.412	239	249	22	1:46.443	31.084	225	40.674	225	34.685	240	249
8	1:47.713	31.276	225	41.542	221	34.895	240	249	23	1:46.466	30.996	226	40.871	226	34.599	242	251
9	1:48.076	31.288	225	41.511	221	35.277	238	251	24	1:46.690	30.820	228	40.946	225	34.924	241	252
10	1:48.317	31.212	224	41.826	222	35.279	240	248	25	1:48.063	30.875	226	42.316	218	34.872	241	253
11	1:48.624	31.665	223	41.774	223	35.185	239	249	26	1:47.370	31.470	222	41.445	225	34.455	241	253
12	1:56.566	31.648	225	41.782	220	43.136		249	27	1:46.501	31.137	226	40.953	224	34.411	241	253
13	2:50.595	1:31.687	224	41.657	210	37.251	231		28	1:46.722	30.985	227	40.985	224	34.752	240	251
14	1:48.909	32.426	220	41.300	223	35.183	236	241									
15	2:47.942	33.488	155	1:10.125	128	1:04.329	110	248									

26 Rene Bourdeaux, DEU/ Alfred Renauer, DEU

theoretical besttime: 1:45.486

1	2:18.931	41.448	222	48.481	122	49.002	118	208	16	3:05.664	50.877	100	1:08.045	85	1:06.742	85	100
2	2:30.357	42.414	108	59.638	97	48.305	124	110	17	3:10.436	52.930	76	1:06.758	92	1:10.748	58	106
3	2:55.746	49.247	109	1:14.346	114	52.153	103	119	18	3:00.797	54.028	87	1:04.953	131	1:01.816	102	72
4	2:42.493	43.522	111	1:08.649	97	50.322	115	142	19	2:33.985	46.373	119	58.498	103	49.114	110	109
5	2:42.732	45.198	148	1:06.183	115	51.351	240	160	20	2:16.029	44.318	132	52.524	109	39.187	241	130
6	1:49.352	31.582	225	42.126	221	35.644	242	251	21	1:46.733	31.186	229	40.879	227	34.668	244	252
7	1:49.744	31.549	228	41.809	192	36.386	239	251	22	1:46.993	31.388	229	40.888	227	34.717	244	253
8	1:48.220	31.897	227	41.338	223	34.985	243	238	23	1:46.927	31.097	230	40.867	228	34.963	244	253
9	1:47.486	31.145	227	41.334	224	35.007	240	254	24	1:47.062	31.158	230	41.344	225	34.560	244	254
10	1:47.079	31.053	227	41.164	223	34.862	241	250	25	1:47.466	31.277	228	41.781	228	34.408	242	254
11	1:48.556	31.318	227	41.547	226	35.691	242	251	26	1:46.299	30.864	228	41.164	225	34.271	242	253
12	1:47.259	31.201	226	41.255	226	34.803	242	252	27	1:45.491	30.683	229	40.666	228	34.142	243	254
13	1:47.679	31.313	226	41.388	226	34.978	240	253	28	1:46.343	30.678	229	41.080	226	34.585	244	254
14	2:02.552	31.528	220	46.329	225	44.695		251									
15	3:52.140	1:36.486	216	1:10.771	98	1:04.883	94										

28 Diego Alessi, ITA/ Daniel Keilwitz, DEU

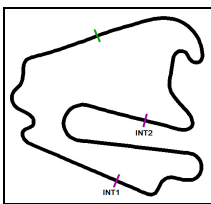
theoretical besttime: 1:44.921

1	2:12.629	39.337	225	44.934	128	48.358	119	196	14	1:52.379	34.451	197	42.367	223	35.561	236	175
2	2:29.108	41.133	150	58.808	112	49.167	125	126	15	3:00.661	33.849	159	1:20.445	99	1:06.367	86	229
3	2:54.978	47.977	99	1:15.496	138	51.505	135	136	16	3:05.121	51.248	111	1:06.580	97	1:07.293	74	144
4	2:42.247	44.271	125	1:08.276	141	49.700	134	142	17	3:12.051	52.334	132	1:08.174	93	1:11.543	78	101
5	2:45.951	42.951	132	1:08.972	89	54.028	240	145	18	3:00.830	51.872	112	1:05.821	129	1:03.137	98	88
6	1:47.445	31.012	227	41.396	220	35.037	239	250	19	2:33.855	45.317	121	59.272	95	49.266	131	145
7	1:46.318	30.693	229	40.862	226	34.763	240	251	20	2:19.677	43.875	180	54.733	92	41.069	236	138
8	1:46.139	30.931	226	40.629	227	34.579	240	251	21	1:46.760	31.721	225	40.757	227	34.282	241	245
9	1:45.192	30.213	227	40.432	225	34.547	241	251	22	1:45.973	30.753	229	40.577	227	34.643	242	253
10	1:45.813	30.397	227	40.902	225	34.514	240	251	23	1:47.050	31.260	228	41.033	227	34.757	243	253
11	1:45.404	30.450	227	40.452	227	34.502	239	250	24	1:45.684	30.697	228	40.485	227	34.502	241	253
12	1:51.695	30.486	227	40.426	225	40.783		250	25	1:46.272	30.644	227	40.848	227	34.780	241	252
13	2:54.935	1:34.342	226	40.721	224	39.872	179		26	1:47.883	31.095	228	41.720	226	35.068	229	251

29 Robert Renauer, DEU/ Nicolas Armindo, FRA

theoretical besttime: 1:45.445

1	2:04.999	37.620	222	41.388	224	45.991	136	180	16	3:05.861	50.754	119	1:06.614	126	1:08.493	98	138
2	2:28.101	41.125	155	57.108	175	49.868	149	126	17	3:11.901	51.052	112	1:10.064	99	1:10.785	81	99
3	2:56.288	49.035	98	1:15.308	135	51.945	177	180	18	2:59.973	51.077	117	1:06.748	113	1:02.148	139	98
4	2:41.592	43.780	153	1:09.166	157	48.646	155	172	19	2:36.297	46.343	174	59.095	130	50.859	138	162
5	2:48.675	43.677	148	1:10.182	108	54.816	237	176	20	2:24.097	42.587	148	58.007	100	43.503	238	173
6	1:46.769	31.223	223	40.921	224	34.625	239	248	21	1:46.541	31.644	225	40.623	226	34.274	240	249
7	1:46.601	30.887	224	40.992	225	34.722	238	249	22	1:46.536	30.854	225	40.739	225	34.943	239	250
8	1:46.091	30.783	224	40.625	226	34.683	239	248	23	1:46.040	30.852	224	40.927	225	34.261	240	250
9	1:46.206	30.918	223	40.558	225	34.730	240	250	24	1:45.893	30.742	225	40.471	226	34.680	240	250
10	1:45.837	30.883	224	40.468	226	34.486	239	250	25	1:46.208	30.877	225	40.867	222	34.464	240	250
11	1:45.970	30.959	224	40.553	225	34.458	238	249	26	1:46.551	30.998	225	41.174	224	34.379	240	250
12	1:46.738	30.898	225	41.313	226	34.527	240	249	27	1:46.103	30.843	225	40.572	225	34.688	240	250
13	1:46.058	30.716	225	40.833	224	34.509	239	250	28	1:45.883	30.803	226	40.622	225	34.458	240	250
14	1:55.191	30.947	224	41.213	221	43.031		249									
15	4:04.127	1:35.894	129	1:22.509	105	1:05.724	106										



ADAC GT Masters

Lap analysis Race 1

Provisional



Lausitzring, Length: 4534 m

Air temperature: 26.9°C

Track temperature: 37.1°C

Weather condition: Dry



Reg. Nr.: 259/2012

Saturday 25.8.2012 12:30

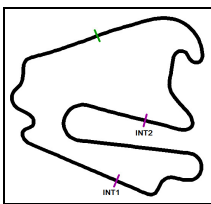
**ADAC Masters
Weekend**

Lap	Time	SE1	SP1	SE2	SP2	SE3	SP3	TSP	Lap	Time	SE1	SP1	SE2	SP2	SE3	SP3	TSP
31 Michael Schulze, DEU/ Tobias Schulze, DEU									theoretical besttime: 1:47.667								
1	2:24.994	43.663	216	49.665	92	51.666	116	200	16	3:05.377	50.499	100	1:08.453	85	1:06.425	84	106
2	2:29.750	42.671	101	58.970	78	48.109	116	124	17	3:08.048	53.983	90	1:06.610	114	1:07.455	66	96
3	2:56.188	50.916	96	1:15.714	117	49.558	111	115	18	3:01.192	55.290	89	1:05.353	113	1:00.549	121	65
4	2:42.192	45.850	117	1:06.745	114	49.597	121	95	19	2:33.241	46.627	106	58.372	103	48.242	107	114
5	2:41.885	47.689	147	1:03.543	99	50.653	228	119	20	2:16.108	45.250	130	51.345	116	39.513	227	106
6	1:52.067	32.814	218	42.546	217	36.707	229	238	21	1:51.220	32.680	217	42.349	219	36.191	229	236
7	1:51.630	33.097	215	42.059	219	36.474	228	240	22	1:48.797	31.888	216	41.309	216	35.600	228	239
8	1:50.357	33.428	217	41.161	219	35.768	230	238	23	1:48.440	31.474	216	41.669	217	35.297	228	238
9	1:48.858	31.919	214	41.386	215	35.553	228	239	24	1:48.624	31.683	214	41.207	218	35.734	227	238
10	1:48.320	31.757	215	41.113	216	35.450	228	237	25	1:48.264	31.540	215	40.958	217	35.766	228	237
11	1:48.121	31.423	216	40.947	219	35.751	229	236	26	1:49.350	31.553	216	41.177	217	36.620	227	237
12	1:49.387	31.783	214	41.278	220	36.326	226	238	27	1:48.869	31.615	216	41.680	217	35.574	228	236
13	1:49.101	31.637	215	41.190	218	36.274	219	235	28	1:49.089	31.738	214	41.694	217	35.657	217	237
14	2:02.377	33.377	214	41.677	202	47.323		207									
15	3:40.918	1:32.312	214	1:04.472	122	1:04.134	99										

33 Kristian Poulsen, DEN/ Christoffer Nygaard, DEN									theoretical besttime: 1:45.844								
1	2:16.775	40.908	222	47.095	128	48.772	114	197	16	3:06.311	51.184	94	1:07.452	86	1:07.675	96	105
2	2:30.112	42.242	127	59.377	102	48.493	129	112	17	3:10.108	52.566	75	1:06.458	97	1:11.084	59	116
3	2:55.268	49.288	102	1:13.831	153	52.149	111	139	18	3:00.863	53.121	102	1:05.633	111	1:02.109	96	74
4	2:42.438	43.882	111	1:08.536	119	50.020	113	135	19	2:34.139	46.568	111	58.187	102	49.384	127	99
5	2:43.830	44.284	167	1:07.083	88	52.463	234	140	20	2:16.653	44.291	144	52.992	109	39.370	232	146
6	1:47.987	31.270	220	41.452	216	35.265	234	245	21	1:48.119	31.269	221	41.534	224	35.316	235	243
7	1:47.327	31.049	221	41.239	221	35.039	234	245	22	1:47.746	31.886	222	40.876	224	34.984	237	244
8	1:46.820	31.014	222	40.946	222	34.860	236	245	23	1:47.033	31.099	223	41.144	225	34.790	238	247
9	1:46.523	30.850	221	40.805	221	34.868	234	246	24	1:47.609	31.765	221	41.170	223	34.674	237	249
10	1:46.315	31.025	221	40.498	221	34.792	235	244	25	1:48.832	30.988	222	43.007	223	34.837	236	247
11	1:46.368	30.921	221	40.494	222	34.953	233	245	26	1:47.367	30.853	223	41.736	224	34.778	236	246
12	1:46.432	30.987	221	40.466	223	34.979	235	245	27	1:45.932	30.813	222	40.494	224	34.625	236	247
13	1:46.725	31.147	220	40.716	221	34.862	233	246	28	1:46.142	30.753	222	40.699	223	34.690	237	247
14	2:10.602	38.588	155	48.767	221	43.247		244									
15	3:54.151	1:37.359	180	1:12.536	102	1:04.256	97										

34 Max Sandritter, DEU/ Philip Geipel, DEU									theoretical besttime: 1:49.672								
1	2:22.459	42.869	230	48.994	111	50.596	116	213	5	2:41.621	46.085	122	1:04.915	108	50.621	240	116
2	2:29.770	42.698	108	58.520	92	48.552	108	128	6	5:49.377	31.880	229	42.153	226	4:35.344	228	251
3	2:55.971	50.568	96	1:14.942	143	50.461	101	110	7	1:50.633	32.841	224	41.875	224	35.917	238	239
4	2:42.956	44.931	153	1:07.456	123	50.569	115	104									

36 Christian Engelhart, DEU/ Nick Tandy, GBR									theoretical besttime: 1:45.205								
1	2:03.686	36.354	221	41.027	225	46.305	126	178	16	3:05.968	50.541	119	1:07.038	120	1:08.389	106	124
2	2:27.769	41.249	156	56.740	148	49.780	168	126	17	3:10.816	51.300	113	1:09.961	102	1:09.555	103	123
3	2:56.321	48.780	99	1:16.006	128	51.535	162	162	18	3:01.165	52.089	128	1:07.276	104	1:01.800	143	111
4	2:42.178	44.103	145	1:08.723	154	49.352	164	164	19	2:36.286	45.254	178	1:00.147	113	50.885	161	179
5	2:48.215	43.359	136	1:10.527	93	54.329	236	173	20	2:24.808	42.433	113	58.581	109	43.794	234	192
6	1:46.623	31.133	223	41.055	223	34.435	237	245	21	1:46.609	31.010	224	41.003	223	34.596	237	246
7	1:46.938	31.206	224	40.788	224	34.944	235	247	22	1:46.182	30.835	224	40.691	223	34.656	239	247
8	1:46.375	31.168	224	40.665	225	34.542	238	246	23	1:45.830	30.740	225	40.668	224	34.422	238	247
9	1:45.854	30.878	223	40.638	224	34.338	237	248	24	1:45.767	30.772	225	40.635	225	34.360	239	248
10	1:45.610	30.805	223	40.411	223	34.394	237	247	25	1:45.296	30.589	224	40.502	225	34.205	239	248
11	1:45.876	30.997	224	40.500	224	34.379	238	247	26	1:46.354	30.590	225	41.348	225	34.416	238	248
12	1:45.654	30.741	224	40.560	224	34.353	239	248	27	1:46.462	30.818	226	40.590	226	35.054	239	248
13	1:45.898	30.707	224	40.698	224	34.493	238	248	28	1:46.551	30.600	226	41.297	215	34.654	238	249
14	1:56.219	31.253	225	41.283	201	43.683		248									
15	4:03.979	1:36.736	128	1:22.303	102	1:04.940	116										



ADAC GT Masters

Lap analysis Race 1

Provisional



Lausitzring, Length: 4534 m
Air temperature: 26.9°C
Track temperature: 37.1°C
Weather condition: Dry

DMSB Reg. Nr.: 259/2012
Deutscher Motor Sport Bund e.V.

Saturday 25.8.2012 12:30

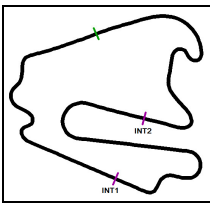
**ADAC Masters
Weekend**

Lap	Time	SE1	SP1	SE2	SP2	SE3	SP3	TSP	Lap	Time	SE1	SP1	SE2	SP2	SE3	SP3	TSP
37 Sascha Bert, DEU/ Christopher Brück, DEU									theoretical besttime: 1:45.718								
1	2:19.488	41.888	222	48.512	118	49.088	128	205	16	3:06.322	51.368	108	1:07.731	84	1:07.223	105	111
2	2:30.319	42.289	106	59.778	106	48.252	108	117	17	3:10.713	52.538	91	1:06.291	89	1:11.884	62	95
3	2:55.852	49.410	98	1:14.750	154	51.692	96	107	18	3:00.743	52.074	102	1:06.640	135	1:02.029	98	73
4	2:42.608	43.577	134	1:08.663	105	50.368	113	117	19	2:33.371	45.465	134	59.176	115	48.730	138	102
5	2:42.436	45.409	134	1:05.968	109	51.059	235	158	20	2:18.044	45.066	162	53.986	116	38.992	236	130
6	1:47.873	31.422	222	41.022	224	35.429	237	246	21	1:48.796	31.839	223	41.741	225	35.216	235	246
7	1:46.880	31.251	224	40.754	221	34.875	234	247	22	1:47.366	31.080	223	41.316	222	34.970	236	247
8	1:46.401	31.096	223	40.639	225	34.666	237	245	23	1:47.150	31.207	225	41.018	223	34.925	234	247
9	1:46.467	31.133	222	40.640	222	34.694	236	247	24	1:48.065	32.163	222	41.025	224	34.877	237	247
10	1:46.077	30.881	223	40.522	223	34.674	235	247	25	1:48.593	31.188	224	42.596	223	34.809	237	247
11	1:46.298	30.943	222	40.701	224	34.654	236	245	26	1:47.054	30.892	224	41.454	223	34.708	237	248
12	1:46.038	30.937	223	40.430	224	34.671	238	248	27	1:46.356	30.836	224	40.748	223	34.772	236	249
13	1:46.549	31.074	223	40.910	222	34.565	237	249	28	1:46.209	30.723	224	40.770	222	34.716	238	248
14	2:11.762	38.567	152	48.922	221	44.273		247									
15	3:50.037	1:33.309	149	1:11.398	86	1:05.330	100										

38 Jesse Krohn, FIN/ Nicolas Verdonck, BEL									theoretical besttime: 1:45.107								
1	2:15.294	40.658	220	46.178	131	48.458	112	194	16	3:06.029	51.129	99	1:07.507	89	1:07.393	85	103
2	2:29.413	41.906	157	59.493	100	48.014	163	122	17	3:10.974	53.123	101	1:06.914	88	1:10.937	69	94
3	2:56.164	48.498		1:15.149	150	52.517	116	129	18	3:01.082	51.687	101	1:05.885	126	1:03.510	100	88
4	2:42.393	43.830	100	1:08.408	120	50.155	114	149	19	2:33.369	45.653	129	58.420	103	49.296	115	110
5	2:43.813	43.062	170	1:08.626	78	52.125	235	134	20	2:19.151	44.753	172	54.019	93	40.379	234	146
6	1:48.234	31.566	222	41.608	222	35.060	236	245	21	1:48.437	32.098	221	41.413	223	34.926	237	246
7	1:48.057	31.373	221	41.610	222	35.074	235	249	22	1:47.198	31.590	222	40.687	222	34.921	236	249
8	1:46.306	31.156	223	40.265	224	34.885	238	246	23	1:47.013	31.395	223	40.587	223	35.031	238	250
9	1:46.296	30.454		40.715	225	35.127	233	248	24	1:46.309	31.527	223	40.343	224	34.439	237	249
10	1:45.855	30.410	1	40.702	224	34.743	236	246	25	1:46.543	31.048	222	40.649	223	34.846	236	243
11	1:45.889	30.820	222	40.520	224	34.549	236	247	26	1:46.184	30.990	222	40.762	225	34.432	237	248
12	1:53.207	31.127	223	40.420	224	41.660		248	27	1:46.739	31.026	221	40.537	225	35.176	238	244
13	2:48.973	1:31.625	220	40.369	222	36.979	186		28	1:47.301	30.999	223	40.952	223	35.350	241	247
14	1:52.468	34.457	196	42.692	213	35.319	235	181									
15	3:00.600	33.446	148	1:20.923	90	1:06.231	97	245									

41 Simon Knap, NLD/ Jeroen den Boer, NLD									theoretical besttime: 1:45.248								
1	2:17.561	41.407	214	47.425	129	48.729	117	189	16	3:06.399	51.625	96	1:07.805	85	1:06.969	114	107
2	2:30.376	42.735	119	59.257	99	48.384	116	121	17	3:10.826	53.217	76	1:05.925	100	1:11.684	59	114
3	2:55.625	49.464	97	1:14.067	141	52.094	106	122	18	3:00.602	52.029	112	1:06.877	123	1:01.696	101	79
4	2:42.000	43.735	128	1:08.552	105	49.713	119	149	19	2:33.544	45.533	127	59.218	89	48.793	144	96
5	2:43.827	45.245	159	1:06.018	104	52.564	230	119	20	2:17.673	44.874	156	53.674	103	39.125	232	141
6	1:49.777	31.506	218	42.881	214	35.390	232	240	21	1:48.585	31.703	219	41.464	223	35.418	234	243
7	1:47.790	31.508	220	41.217	221	35.065	231	241	22	1:47.310	31.240	220	40.898	220	35.172	234	244
8	1:47.558	31.206	220	41.521	222	34.831	232	241	23	1:47.557	31.668	222	40.792	223	35.097	236	242
9	1:45.754	30.557	219	40.436	221	34.761	231	241	24	1:48.408	31.761	220	41.779	220	34.868	235	246
10	1:45.456	30.667	219	40.297	221	34.492	230	240	25	1:48.725	31.003	220	42.531	222	35.191	235	245
11	1:45.387	30.531	220	40.400	224	34.456	233	240	26	1:47.389	30.981	220	41.354	223	35.054	234	245
12	1:46.396	30.998	221	40.853	220	34.545	235	243	27	1:45.878	30.975	221	40.261	222	34.642	235	243
13	1:46.321	30.766	220	40.815	223	34.740	233	244	28	1:46.290	30.855	221	40.418	223	35.017	234	246
14	2:12.136	38.564	148	48.755	220	44.817		242									
15	3:50.014	1:33.985	200	1:10.927	83	1:05.102	95										

42 Jan Seyffarth, DEU/ Karl Wendlinger, AUT									theoretical besttime: 1:46.047								
1	2:14.815	40.429	218	45.740	122	48.646	113	196	14	1:55.255	30.944	220	41.270	219	43.041		244
2	2:29.257	41.978	154	58.076	136	49.203	148	135	15	4:02.142	1:36.668	174	1:19.588	93	1:05.886	118	
3	2:55.964	48.963	116	1:14.488	138	52.513	129	145	16	3:04.966	51.111	123	1:07.167	102	1:06.688	86	134
4	2:42.201	43.901	102	1:07.854	140	50.446	140	147	17	3:12.085	52.482	128	1:08.578	97	1:11.025	72	82
5	2:44.359	43.213	145	1:07.916	93	53.230	234	175	18	3:00.882	51.827	139	1:05.374	133	1:03.681	129	97
6	1:48.352	31.702	220	41.309	219	35.341	234	243	19	2:33.966	45.608	112	59.672	113	48.686	140	103
7	1:47.249	31.268	220	41.173	221	34.808	232	245	20	2:21.787	43.307	186	55.847	116	42.633	229	127
8	1:46.525	30.935	220	40.874	221	34.716	235	243	21	1:49.277	31.996	219	41.854	221	35.427	231	238
9	1:46.177	30.793	220	40.781	221	34.603	233	245	22	1:47.812	31.769	221	40.968	220	35.075	233	243



ADAC GT Masters

Lap analysis Race 1

Provisional



Lausitzring, Length: 4534 m

Air temperature: 26.9°C

Track temperature: 37.1°C

Weather condition: Dry



Reg. Nr.: 259/2012

Saturday 25.8.2012 12:30

**ADAC Masters
Weekend**

Lap	Time	SE1	SP1	SE2	SP2	SE3	SP3	TSP	Lap	Time	SE1	SP1	SE2	SP2	SE3	SP3	TSP
10	1:46.284	30.924	220	40.800	223	34.560	234	244	23	1:47.466	31.169	221	40.962	221	35.335	233	244
11	1:46.197	30.943	220	40.755	222	34.499	233	244	24	1:48.327	32.193	221	40.991	221	35.143	232	244
12	1:46.586	30.958	220	40.769	222	34.859	234	243	25	4:08.710	31.172	221	2:40.195	164	57.343		243
13	1:46.492	30.907	220	40.937	220	34.648	233	245									

43 Gottfried Grasser, AUT/ Carsten Seifert, DEU

theoretical besttime: 1:48.641

1	2:23.960	43.925	221	48.973	94	51.062	111	207	5	2:41.969	46.930	125	1:04.385	113	50.654	234	130
2	2:29.806	42.870	106	58.370	91	48.566	111	132	6	1:49.105	31.786	222	41.659	221	35.660	234	244
3	2:56.003	50.625	95	1:15.153	134	50.225	112	115									
4	2:42.625	45.722	115	1:06.852	118	50.051	113	98									

44 Jan Stovicek, CZE/ Erik Janis, CZE

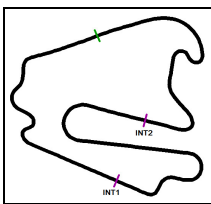
theoretical besttime: 1:47.094

1	2:29.782	45.352	218	50.231	82	54.199	110	198	7	1:50.896	32.519	222	42.311	220	36.066	235	246
2	2:29.091	41.757	95	59.068	79	48.266	113	129	8	1:49.171	32.609	222	41.399	214	35.163	236	244
3	2:57.007	51.614	88	1:16.187	116	49.206	122	103	9	1:47.548	31.467	221	41.033	216	35.048	235	246
4	2:41.441	46.016	135	1:06.546	145	48.879	134	117	10	1:47.094	31.162	222	40.948	218	34.984	237	245
5	2:40.362	48.272	160	1:03.313	102	48.777	234	127	11	1:49.456	32.324	212	41.315	222	35.817	233	246
6	1:50.267	32.005	221	42.059	219	36.203	235	245	12	2:04.496	31.859	220	42.989	220	49.648		244

51 Christoph Schrezenmeier, DEU/ Norbert Janz, DEU

theoretical besttime: 1:46.901

1	2:30.695	44.251	219	51.716	80	54.728	105	204	7	1:50.929	33.361	220	41.880	202	35.688	237	247
2	2:29.429	41.584	106	59.172	86	48.673	115	104	8	1:46.950	31.579	224	40.875	223	34.496	242	247
3	2:56.571	51.470	102	1:16.626	113	48.475	124	112	9	1:47.626	31.601	224	41.117	222	34.908	241	252
4	2:42.347	46.545	115	1:06.472	151	49.330	142	106	10	1:48.548	31.735	225	41.873	220	34.940	241	252
5	2:39.662	47.822	155	1:02.940	127	48.900	239	123	11	1:49.099	31.763	225	42.055	223	35.281	239	251
6	1:49.075	31.530	224	41.802	222	35.743	236	249									



ADAC GT Masters

Pit stops Race 1

Provisional



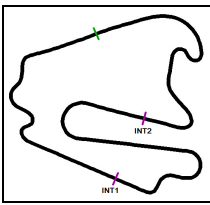
Lausitzring, Length: 4534 m
Air temperature: 26.9°C
Track temperature: 37.4°C
Weather condition: Dry

DMSB Reg. Nr.: 259/2012
Deutscher Motor Sport Bund e.V.

Saturday 25.8.2012 12:30

**ADAC Masters
Weekend**

Nr	Driver in	Day time in	Time in	Driver out	Day time out	Time out	Nett Time
21	Edward Sandström	12:35:00	2:30.791				
17	Remo Lips	12:49:25	16:56.408	Remo Lips	12:49:52	17:23.074	26.666
43	Gottfried Grasser	12:52:10	19:40.759				
34	Max Sandritter	12:55:22	22:53.593				
28	Diego Alessi	12:57:55	25:26.423	Daniel Keilwitz	12:59:09	26:40.214	1:13.791
20	Claudia Hürtgen	12:57:55	25:26.542	Dominik Schwager	12:59:08	26:39.413	1:12.871
15	Swen Dolenc	12:58:01	25:32.124	Martin Ragginger	12:59:12	26:43.041	1:10.917
38	Jesse Krohn	12:58:03	25:34.169	Nicolas Verdonck	12:59:14	26:45.682	1:11.513
7	Kenneth Heyer	12:58:15	25:46.232	Christiaan Frankenhou	12:59:26	26:57.196	1:10.964
18	Toni Seiler	12:58:26	25:57.276	Frank Kechele	12:59:37	27:08.642	1:11.366
25	Georg Engelhardt	12:58:28	25:59.230	Marco Seefried	12:59:39	27:10.189	1:10.959
44	Jan Stovicek	12:58:39	26:09.996				
22	Carsten Tilke	12:58:40	26:10.788	Christian Abt	12:59:52	27:22.819	1:12.031
23	Martin Öhlin	12:59:51	27:21.907	Fredrik Lestrup	13:01:02	28:33.430	1:11.523
14	Christian Ott	13:00:17	27:48.226	Fredy Barth	13:01:37	29:07.737	1:19.511
17	Remo Lips	13:00:33	28:04.303	Frank Schmickler	13:02:04	29:34.853	1:30.550
36	Christian Engelhart	13:01:25	28:56.525	Nick Tandy	13:02:38	30:08.778	1:12.253
4	Florian Stoll	13:01:27	28:57.797	Daniel Dobitsch	13:02:45	30:15.908	1:18.111
29	Robert Renauer	13:01:27	28:58.503	Nicolas Armindo	13:02:40	30:11.338	1:12.835
5	Sebastian Asch	13:01:28	28:59.411	Maximilian Götz	13:02:40	30:11.203	1:11.792
6	Mario Farnbacher	13:01:29	28:59.995	Niclas Kentenich	13:02:41	30:12.054	1:12.059
9	Maximilian Buhk	13:01:30	29:00.845	Andreas Simonsen	13:02:43	30:14.151	1:13.306
8	Dominik Baumann	13:01:32	29:02.989	Harald Proczyk	13:02:42	30:13.682	1:10.693
10	Lance David Arnold	13:01:33	29:03.734	Alexandros Margaritis	13:02:48	30:18.894	1:15.160
1	Dino Lunardi	13:01:35	29:05.717	Maxime Martin	13:02:47	30:18.687	1:12.970
42	Jan Seyffarth	13:01:38	29:09.211	Karl Wendlinger	13:02:52	30:23.122	1:13.911
33	Kristian Poulsen	13:01:56	29:26.957	Christoffer Nygaard	13:03:11	30:42.420	1:15.463
37	Sascha Bert	13:01:57	29:28.533	Christopher Brück	13:03:08	30:39.122	1:10.589
41	Simon Knap	13:01:58	29:29.427	Jeroen den Boer	13:03:10	30:41.119	1:11.692
2	Florian Spengler	13:01:59	29:30.556	Johannes Leidinger	13:03:11	30:41.998	1:11.442
26	Rene Bourdeaux	13:02:00	29:31.602	Alfred Renauer	13:03:13	30:44.469	1:12.867
16	Andrina Gugger	13:02:01	29:32.232	Otto Klohs	13:03:16	30:46.791	1:14.559
31	Michael Schulze	13:02:17	29:47.990	Tobias Schulze	13:03:28	30:59.067	1:11.077
11	David Mengesdorf	13:05:54	33:25.606				
14	Fredy Barth	13:12:05	39:36.233	Fredy Barth	13:14:14	41:44.917	2:08.684
51	Christoph Schrezenmei	13:15:39	43:10.576				
14	Fredy Barth	13:20:54	48:25.646				
2	Johannes Leidinger	13:25:43	53:14.445	Johannes Leidinger	13:28:32	56:03.476	2:49.031
42	Karl Wendlinger	13:31:11	58:42.381				
36	Nick Tandy	13:36:34	1:04:05.084				
29	Nicolas Armindo	13:36:36	1:04:06.931				
5	Maximilian Götz	13:36:37	1:04:08.519				
6	Niclas Kentenich	13:36:39	1:04:10.073				
8	Harald Proczyk	13:36:43	1:04:13.980				



ADAC GT Masters

Pit stops Race 1

Provisional



Lausitzring, Length: 4534 m

Air temperature: 26.9°C

Track temperature: 37.4°C

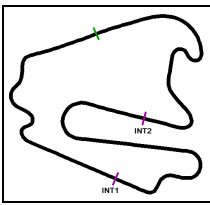
Weather condition: Dry

DMSB Reg. Nr.: 259/2012
Deutscher Motor-Sport Bund e.V.

Saturday 25.8.2012 12:30

**ADAC Masters
Weekend**

Nr	Driver in	Day time in	Time in	Driver out	Day time out	Time out	Nett Time
9	Andreas Simonsen	13:36:44	1:04:15.452				
15	Martin Ragginger	13:36:46	1:04:17.000				
20	Dominik Schwager	13:36:47	1:04:18.571				
1	Maxime Martin	13:36:49	1:04:20.266				
38	Nicolas Verdonck	13:36:50	1:04:21.425				
10	Alexandros Margaritis	13:36:52	1:04:22.721				
4	Daniel Dobitsch	13:36:53	1:04:24.117				
26	Alfred Renauer	13:36:54	1:04:25.363				
7	Christiaan Frankenhout	13:36:56	1:04:27.242				
23	Fredrik Lestrup	13:36:57	1:04:28.574				
37	Christopher Brück	13:37:01	1:04:31.958				
33	Christoffer Nygaard	13:37:02	1:04:33.039				
41	Jeroen den Boer	13:37:05	1:04:35.787				
22	Christian Abt	13:37:06	1:04:36.920				
25	Marco Seefried	13:37:07	1:04:38.457				
18	Frank Kechele	13:37:10	1:04:40.978				
17	Frank Schmickler	13:37:11	1:04:42.517				
31	Tobias Schulze	13:37:18	1:04:48.831				
16	Otto Klohs	13:37:19	1:04:50.569				



ADAC GT Masters

Vmax list Race 1

Provisional



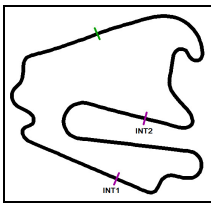
Lausitzring, Length: 4534 m
Air temperature: 26.8°C
Track temperature: 36.7°C
Weather condition: Dry

DMSB Reg. Nr.: 259/2012
Deutscher Motor Sport Bund e.V.

Saturday 25.8.2012 12:30

**ADAC Masters
Weekend**

Nr	Team, Car, Driver, Nat	Top speed
6	Farnbacher ESET Racing, Porsche 911 GT3 R Farnbacher Mario , DEU Kentenich Niclas , DEU	254,60 km/h
15	FACH AUTO TECH, Porsche 911 GT3 R Dolenc Swen , DEU Ragginger Martin , AUT	254,36 km/h
26	Team GT 3 Kasko, Porsche 911 GT3 R Bourdeaux Rene , DEU Renauer Alfred , DEU	254,36 km/h
28	Callaway Competition, Corvette Z06.R GT3 Alessi Diego , ITA Keilwitz Daniel , DEU	253,46 km/h
25	Team GT 3 Kasko, Porsche 911 GT3 R Engelhardt Georg , DEU Seefried Marco , DEU	252,87 km/h
17	Callaway Competition, Corvette Z06.R GT3 Lips Remo , CHE Schmickler Frank , DEU	252,34 km/h
51	Team GT 3 Kasko, Porsche 911 GT3 R Schrezenmeier Christoph , DEU Janz Norbert , DEU	251,87 km/h
16	FACH AUTO TECH, Porsche 911 GT3 R Gugger Andrina , CHE Klohs Otto , DEU	251,63 km/h
18	Callaway Competition, Corvette Z06.R GT3 Seiler Toni , CHE Kechele Frank , DEU	251,40 km/h
34	YACO Racing powered by Jochen Schweizer, Chevrolet Ca Sandritter Max , DEU Geipel Philip , DEU	250,70 km/h
29	FROGREEN CO2 neutral, Porsche 911 GT3 R Renauer Robert , DEU Armindo Nicolas , FRA	250,35 km/h
38	Lambda Performance, Ford GT GT3 Krohn Jesse , FIN Verdonck Nicolas , BEL	250,06 km/h
7	Heico Motorsport, Mercedes Benz SLS AMG GT3 Heyer Kenneth , DEU Frankenhout Christiaan , NLD	249,94 km/h
1	ALPINA, BMW Alpina B6 GT3 Lunardi Dino , FRA Martin Maxime , BEL	249,88 km/h



ADAC GT Masters

Vmax list Race 1

Provisional



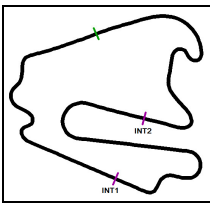
Lausitzring, Length: 4534 m
Air temperature: 26.8°C
Track temperature: 36.7°C
Weather condition: Dry

DMSB Deutscher Motor Sport Bund e.V. Reg. Nr.: 259/2012

Saturday 25.8.2012 12:30

**ADAC Masters
Weekend**

Nr	Team, Car, Driver, Nat	Top speed
37	Gemballa Racing, McLaren MP4-12C GT3 Bert Sascha , DEU Brück Christopher , DEU	249,48 km/h
10	Schöner Wohnen Polarweiss Team HEICO, Mercedes Benz Arnold Lance David , DEU Margaritis Alexandros , GRC	249,31 km/h
33	Young Driver AMR, Aston Martin V12 Vantage GT3 Poulsen Kristian , DEN Nygaard Christoffer , DEN	249,31 km/h
5	kfzteile24 MS RACING Team, Mercedes Benz SLS AMG GT3 Asch Sebastian , DEU Götz Maximilian , DEU	249,19 km/h
36	Team Geyer&Weinig EDV Schütz Motorsport, Porsche 911 (Engelhart Christian , DEU Tandy Nick , GBR	248,62 km/h
4	kfzteile24 MS RACING Team, Mercedes Benz SLS AMG GT3 Stoll Florian , DEU Dobitsch Daniel , AUT	248,56 km/h
14	MRS GT-Racing, McLaren MP4-12C GT3 Ott Christian , DEU Barth Fredy , CHE	248,56 km/h
9	HEICO Junior Team, Mercedes Benz SLS AMG GT3 Buhk Maximilian , DEU Simonsen Andreas , SWE	247,99 km/h
20	Schubert Motorsport, BMW Z4 GT3 Hürtgen Claudia , DEU Schwager Dominik , DEU	247,54 km/h
2	Liqui Moly Team Engstler, BMW Alpina B6 GT3 Spengler Florian , DEU Leidinger Johannes , DEU	246,97 km/h
8	Heico Motorsport, Mercedes Benz SLS AMG GT3 Baumann Dominik , AUT Proczyk Harald , AUT	246,91 km/h
44	HEICO-GRAVITY CHAROUZ TEAM, Mercedes Benz SLS AM Stovicek Jan , CZE Janis Erik , CZE	246,41 km/h
41	DB Motorsport, BMW Z4 GT3 Knap Simon , NLD den Boer Jeroen , NLD	246,07 km/h
23	WestCoastRacing, BMW Z4 GT3 Öhlin Martin , SWE Lestrup Fredrik , SWE	245,68 km/h



ADAC GT Masters

Vmax list Race 1

Provisional



Lausitzring, Length: 4534 m
Air temperature: 26.8°C
Track temperature: 36.7°C
Weather condition: Dry

DMSB Reg. Nr.: 259/2012
Deutscher Motorsport Bund e.V.

Saturday 25.8.2012 12:30

**ADAC Masters
Weekend**

Nr	Team, Car, Driver, Nat	Top speed
42	SMS Seyffarth Motorsport, Mercedes Benz SLS AMG GT3 Seyffarth Jan , DEU Wendlinger Karl , AUT	245,40 km/h
43	GRT Grasser Racing Team, Lamborghini Gallardo LP600+ Grasser Gottfried , AUT Seifert Carsten , DEU	244,18 km/h
22	Prosperia uhc speed, AUDI R8 LMS ultra Tilke Carsten , DEU Abt Christian , DEU	243,57 km/h
11	Team rhino's Leipert Motorsport, Lamborghini Gallardo LP Mengesdorf David , DEU Bader Raffael , CHE	241,02 km/h
31	Schulze Motorsport, Nissan GT-R GT3 Schulze Michael , DEU Schulze Tobias , DEU	239,89 km/h
21	Prosperia uhc speed, AUDI R8 LMS ultra Sandström Edward , SWE Mies Christopher , DEU	km/h
27	Callaway Competition, Corvette Z06.R GT3 Wirth Andreas , DEU Frentzen Heinz-Harald , DEU	km/h
40	MAMEROW Racing, AUDI R8 LMS ultra Haase Christopher , DEU Mamerow Christian , DEU	km/h