

# ADAC Formel Masters

## Result List Qualifying

Provisional



Lausitzring, Length: 4534 m  
Air temperature: 24.2°C  
Track temperature: 30.8°C  
Weather condition: Wet

**DMSB** Reg. Nr.: 260/12  
Deutscher Motor-Sport-Bund e.V.

Saturday 25.8.2012 09:50

**ADAC Masters  
Weekend**

started : 16      classified : 16      not classified : 0

	Competitor Drivers	Sponsor Car	Lap	Best Time	Gap	Diff	Kph	Day Time
1	11 ADAC Berlin-Brandenburg e.V. H.Grapp(DEU)	Formel ADAC powered by Volkswagen	10	<b>1:48.159</b>			150,9	10:11:28
2	5 Lotus B.Visser(NLD)	Formel ADAC powered by Volkswagen	11	<b>1:48.218</b>	0.059	0.059	150,8	10:11:54
3	14 Neuhauser Racing G.Malja(SWE)	Formel ADAC powered by Volkswagen	11	<b>1:48.311</b>	0.152	0.093	150,7	10:13:10
4	3 Lotus M.Kirchhöfer(DEU)	Formel ADAC powered by Volkswagen	7	<b>1:48.602</b>	0.443	0.291	150,3	10:05:10
5	21 G&J /Schiller Motorsport A.Picariello(BEL)	Formel ADAC powered by Volkswagen	7	<b>1:48.690</b>	0.531	0.088	150,2	10:03:49
6	7 Lotus J.Schmidt(CHE)	Formel ADAC powered by Volkswagen	13	<b>1:48.824</b>	0.665	0.134	150,0	10:16:17
7	15 Neuhauser Racing T.Jäger(AUT)	Formel ADAC powered by Volkswagen	11	<b>1:49.008</b>	0.849	0.184	149,7	10:13:05
8	6 Lotus I.Dontje(NLD)	Formel ADAC powered by Volkswagen	12	<b>1:49.031</b>	0.872	0.023	149,7	10:13:42
9	19 G&J /Schiller Motorsport S.Balthasar(DEU)	Formel ADAC powered by Volkswagen	11	<b>1:49.100</b>	0.941	0.069	149,6	10:13:00
10	9 Mücke-Motorsport F.Herzog(DEU)	Formel ADAC powered by Volkswagen	11	<b>1:49.306</b>	1.147	0.206	149,3	10:13:08
11	10 Mücke-Motorsport L.Caspari(DEU)	Formel ADAC powered by Volkswagen	11	<b>1:49.307</b>	1.148	0.001	149,3	10:11:52
12	12 Mücke-Motorsport J.Kremer(DEU)	Formel ADAC powered by Volkswagen	11	<b>1:49.532</b>	1.373	0.225	149,0	10:12:43
13	17 Team KUG Motorsport N.Pohler(DEU)	Formel ADAC powered by Volkswagen	13	<b>1:49.885</b>	1.726	0.353	148,5	10:15:23
14	23 HS Engineering N.Beer(DEN)	Formel ADAC powered by Volkswagen	7	<b>1:50.245</b>	2.086	0.360	148,1	10:06:12
15	8 Mücke-Motorsport R.Nissany(ISR)	Formel ADAC powered by Volkswagen	7	<b>1:50.255</b>	2.096	0.010	148,0	10:05:09
16	20 HS Engineering F.Wieland(DEU)	Formel ADAC powered by Volkswagen	10	<b>1:50.469</b>	2.310	0.214	147,8	10:12:15

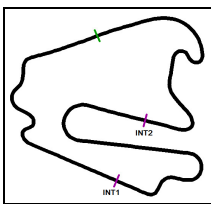
Qualifying Time: 1:59.052      MIN LAPS : 2      Percent: 110%

**Subject to final scrutineering!**

Publications Time:

Clerk of the course:

Time Keeping:



# ADAC Formel Masters

## Lap analysis Qualifying

Provisional



Lausitzring, Length: 4534 m

Air temperature: 24.2°C

Track temperature: 30.8°C

Weather condition: Wet



Reg. Nr.: 260/12

Saturday 25.8.2012 09:50

**ADAC Masters  
Weekend**

Lap	Time	SE1	SP1	SE2	SP2	SE3	SP3	TSP	Lap	Time	SE1	SP1	SE2	SP2	SE3	SP3	TSP
<b>3</b>	Marvin Kirchhöfer, DEU/ ,								<b>theoretical besttime: 1:48.442</b>								
1	3:38.560	1:53.267	110	59.700	125	45.593	131		8	2:00.756	31.313	188	47.287	114	42.156	194	<b>202</b>
2	2:13.084	42.691	133	49.161	153	41.232	159	130	9	1:48.683	31.319	187	40.909	195	36.455	194	200
3	2:03.174	37.518	132	47.750	154	37.906	192	160	10	1:49.702	31.309	<b>188</b>	41.930	193	36.463	193	200
4	1:49.240	31.444	187	40.974	196	36.822	194	198	11	1:49.065	31.419	187	41.142	194	36.504	193	199
5	1:48.967	31.410	187	41.069	195	36.488	194	199	12	1:48.849	31.437	187	40.965	195	36.447	193	199
6	1:48.711	<b>31.276</b>	187	41.072	195	<b>36.363</b>	193	200	13	1:49.055	31.344	187	41.046	194	36.665	193	199
7	<b>1:48.602</b>	31.345	187	<b>40.803</b>	<b>196</b>	36.454	<b>195</b>	200	14		33.605	185	44.412	185			199

<b>5</b>	Beitske Visser, NLD/ ,								<b>theoretical besttime: 1:48.122</b>								
1	3:05.484	1:29.080	130	52.626	142	43.778	154		8	1:55.936	31.425	<b>189</b>	42.178	143	42.333	193	<b>202</b>
2	2:03.389	37.657	165	46.630	163	39.102	187	158	9	1:48.487	31.424	187	40.757	<b>194</b>	36.306	192	199
3	1:51.882	32.766	185	42.019	191	37.097	190	194	10	1:48.354	31.238	187	40.809	193	36.307	193	199
4	1:50.126	31.890	186	41.431	193	36.805	193	196	11	<b>1:48.218</b>	<b>31.141</b>	188	40.754	194	36.323	194	200
5	2:03.570	31.947	188	44.958	96	46.665	192	199	12	1:51.025	31.235	189	42.835	151	36.955	194	200
6	1:49.599	31.831	187	41.195	193	36.573	192	198	13	1:48.311	31.330	188	<b>40.713</b>	194	<b>36.268</b>	193	201
7	1:49.150	31.419	187	41.239	194	36.492	<b>194</b>	198	14		33.473	186	43.419	177			193

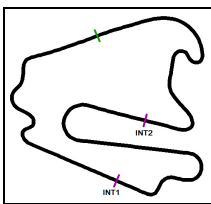
<b>6</b>	Indy Dontje, NLD/ ,								<b>theoretical besttime: 1:48.797</b>								
1	3:04.354	1:23.645	121	55.890	144	44.819	149		8	1:49.721	31.717	187	41.254	193	36.750	194	201
2	2:06.391	38.717	157	47.859	157	39.815	183	152	9	1:49.724	31.680	187	41.412	193	36.632	193	201
3	1:53.131	33.658	179	42.424	188	37.049	190	184	10	1:49.283	31.614	187	41.220	192	36.449	194	200
4	1:50.600	32.074	185	41.608	192	36.918	191	196	11	1:49.279	31.579	187	41.173	193	36.527	194	201
5	1:50.349	31.988	186	41.564	192	36.797	192	197	12	<b>1:49.031</b>	31.630	188	<b>41.091</b>	<b>194</b>	<b>36.310</b>	194	201
6	1:50.437	31.949	186	41.660	192	36.828	192	199	13	1:49.805	<b>31.396</b>	<b>188</b>	41.245	194	37.164	191	<b>202</b>
7	1:59.581	38.158	133	44.823	191	36.600	<b>194</b>	199	14		33.396	185	43.481	185			198

<b>7</b>	Jeffrey Schmidt, CHE/ ,								<b>theoretical besttime: 1:48.629</b>								
1	3:27.047	1:37.874	117	1:01.240	120	47.933	135		8	1:49.443	31.272	186	41.092	193	37.079	190	198
2	2:10.962	40.169	150	48.793	155	42.000	182	143	9	2:12.503	36.185	151	53.108	133	43.210	163	197
3	1:55.722	34.787	180	43.578	188	37.357	189	188	10	1:57.181	37.253	167	43.439	189	36.489	193	154
4	1:50.146	31.799	185	41.606	191	36.741	191	196	11	1:48.943	31.465	186	41.066	<b>193</b>	36.412	194	<b>200</b>
5	1:49.513	31.446	186	41.474	193	36.593	192	197	12	1:48.922	31.375	187	41.143	193	36.404	193	200
6	1:49.126	31.293	186	41.323	192	36.510	191	198	13	<b>1:48.824</b>	31.411	<b>187</b>	<b>41.055</b>	192	<b>36.358</b>	<b>194</b>	199
7	1:48.877	<b>31.216</b>	187	41.142	192	36.519	192	197	14		34.235	184	44.332	180			201

<b>8</b>	Roy Nissany, ISR/ ,								<b>theoretical besttime: 1:49.865</b>								
1	2:51.197	1:08.020	135	57.286	132	45.891	150		7	<b>1:50.255</b>	31.716	187	<b>41.733</b>	<b>193</b>	<b>36.806</b>	193	198
2	2:19.655	40.314	126	54.100	140	45.241	151	157	8	1:50.453	31.584	187	41.961	191	36.908	193	200
3	2:12.577	41.565	143	52.770	156	38.242	191	146	9	1:51.428	31.910	186	41.860	192	37.658	192	199
4	1:56.472	35.267	150	44.168	189	37.037	193	198	10	2:00.863	35.533	185	48.209	181	37.121	<b>196</b>	197
5	1:55.668	31.363	186	47.315	190	36.990	195	199	11	2:03.304	33.425	154	44.083	190	45.796		<b>203</b>
6	2:03.209	<b>31.326</b>	<b>187</b>	49.930	106	41.953	192	201									

<b>9</b>	Florian Herzog, DEU/ ,								<b>theoretical besttime: 1:48.996</b>								
1	4:18.197	2:34.301	106	58.864	111	45.032	183		8	1:49.450	31.512	186	41.130	<b>194</b>	36.808	<b>195</b>	199
2	2:03.270	36.765	152	47.219	159	39.286	181	189	9	1:50.341	32.639	186	41.152	191	<b>36.550</b>	193	<b>202</b>
3	1:58.273	33.152	182	47.410	184	37.711	186	186	10	1:49.326	31.537	186	<b>41.028</b>	192	36.761	193	199
4	1:54.986	32.315	183	42.669	182	40.002	189	189	11	<b>1:49.306</b>	31.634	186	41.070	192	36.602	191	198
5	1:49.896	31.585	184	41.096	192	37.215	191	195	12	1:49.515	<b>31.418</b>	<b>186</b>	41.287	191	36.810	192	198
6	1:55.485	34.662	159	44.024	192	36.799	192	197	13	1:49.544	31.542	185	41.305	191	36.697	192	198
7	1:49.543	31.457	185	41.228	193	36.858	192	199	14		37.529	144	50.747	153			199

<b>10</b>	Luca Caspari, DEU/ ,								<b>theoretical besttime: 1:49.250</b>								
1	2:51.954	1:22.554	144	48.914	141	40.486	182		8	1:50.713	31.644	186	41.447	<b>192</b>	37.622	191	<b>197</b>
2	1:59.950	36.545	131	45.250	182	38.155	181	186	9	1:49.532	31.552	186	41.315	191	36.665	190	197
3	1:53.365	33.002	180	43.232	186	37.131	186	188	10	1:49.707	31.635	186	41.355	191	36.717	191	196
4	1:51.764	32.541	179	42.138	187	37.085	190	190	11	<b>1:49.307</b>	31.446	<b>186</b>	<b>41.289</b>	191	<b>36.572</b>	<b>191</b>	197
5	1:49.906	31.589	186	41.457	192	36.860	190	195	12	1:49.437	31.562	186	41.290	190	36.585	191	197



# ADAC Formel Masters

## Lap analysis Qualifying

Provisional



Lausitzring, Length: 4534 m

Air temperature: 24.2°C

Track temperature: 30.8°C

Weather condition: Wet



Reg. Nr.: 260/12

Saturday 25.8.2012 09:50

**ADAC Masters  
Weekend**

Lap	Time	SE1	SP1	SE2	SP2	SE3	SP3	TSP	Lap	Time	SE1	SP1	SE2	SP2	SE3	SP3	TSP
6	1:57.427	31.487	186	45.806	123	40.134	186	196	13		<b>31.389</b>	186	41.294	189			<b>197</b>
7	2:08.077	36.237	129	51.082	138	40.758	<b>191</b>	193									

### 11 Hendrik Grapp, DEU/ ,

**theoretical besttime: 1:48.048**

1	3:46.276	2:02.578	131	56.987	139	46.711	163		7	1:48.414	31.220	<b>187</b>	40.857	194	<b>36.337</b>	<b>193</b>	198
2	2:12.562	41.791	133	49.245	175	41.526	183	171	8	2:07.444	39.571	133	51.037	176	36.836	191	<b>200</b>
3	2:05.908	37.815	135	48.141	181	39.952	172	187	9	1:48.646	31.388	186	40.849	193	36.409	192	197
4	1:57.247	35.325	161	44.370	166	37.552	181	172	10	<b>1:48.159</b>	<b>31.054</b>	187	<b>40.657</b>	<b>194</b>	36.448	<b>193</b>	198
5	2:03.557	34.529	128	49.497	190	39.531	193	180	11	2:02.985	32.715	184	42.827	191	47.443		199
6	1:49.581	31.577	186	40.885	193	37.119	192	199									

### 12 Jason Kremer, DEU/ ,

**theoretical besttime: 1:49.427**

1	3:29.145	1:43.451	116	57.342	118	48.352	137		8	1:49.646	31.508	186	<b>41.305</b>	192	36.833	190	197
2	2:12.075	40.465	146	48.530	157	43.080	164	140	9	1:49.969	31.544	186	41.562	191	36.863	<b>191</b>	196
3	2:01.932	36.133	164	46.159	169	39.640	173	168	10	1:58.845	36.004	152	44.534	190	38.307	191	197
4	1:56.113	35.149	169	43.896	186	37.068	190	175	11	<b>1:49.532</b>	<b>31.363</b>	<b>187</b>	41.388	191	36.781	190	<b>198</b>
5	1:49.831	31.501	185	41.571	<b>192</b>	<b>36.759</b>	190	196	12	1:49.758	31.380	185	41.554	190	36.824	191	197
6	1:54.418	32.723	165	44.782	190	36.913	190	196	13		34.235	169	45.939	185			197
7	1:51.569	31.649	186	43.105	192	36.815	191	196									

### 14 Gustav Malja, SWE/ ,

**theoretical besttime: 1:48.086**

1	2:18.269	45.126	175	50.892	174	42.251	185		8	2:02.009	34.881	145	50.264	188	36.864	193	199
2	2:13.885	36.606	179	47.026	182	50.253		191	9	1:48.742	31.350	188	40.878	<b>195</b>	36.514	196	200
3	3:43.049	2:19.458	152	46.238	180	37.353	190		10	1:54.741	34.859	145	43.295	194	36.587	194	<b>203</b>
4	1:51.036	31.907	184	42.421	192	36.708	190	196	11	<b>1:48.311</b>	<b>31.114</b>	187	40.869	195	36.328	194	200
5	1:53.041	31.709	186	43.364	193	37.968	191	196	12	1:48.393	31.344	187	40.850	194	<b>36.199</b>	195	201
6	1:48.804	31.326	185	40.861	195	36.617	191	197	13	1:48.433	31.185	<b>188</b>	<b>40.773</b>	195	36.475	<b>198</b>	202
7	1:48.606	31.350	186	40.933	195	36.323	192	198	14		37.104	183	47.123	158			189

### 15 Thomas Jäger, AUT/ ,

**theoretical besttime: 1:48.825**

1	2:20.088	47.572	167	50.337	158	42.179	181		8	1:50.030	31.461	187	41.950	192	36.619	193	<b>200</b>
2	2:15.113	35.726	178	47.275	169	52.112		189	9	1:49.417	31.589	186	41.152	194	36.676	193	199
3	3:52.907	2:30.569	175	44.909	189	37.429	190		10	1:49.330	31.652	187	41.044	194	36.634	<b>193</b>	199
4	1:51.270	32.139	185	41.247	193	37.884	191	196	11	<b>1:49.008</b>	31.527	187	<b>40.954</b>	194	36.527	193	200
5	1:49.744	31.731	186	41.268	193	36.745	193	198	12	1:49.770	31.595	187	41.398	194	36.777	192	199
6	1:49.324	<b>31.380</b>	<b>187</b>	41.414	<b>195</b>	36.530	193	200	13	1:49.697	31.530	187	41.427	192	36.740	193	199
7	1:49.277	31.504	187	41.282	<b>195</b>	<b>36.491</b>	193	200	14		36.265	137	51.721	140			200

### 17 Nicolas Pohler, DEU/ ,

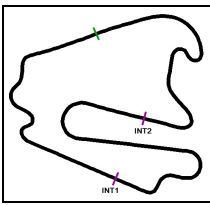
**theoretical besttime: 1:49.809**

1	2:33.631	52.039	153	55.642	145	45.950	157		8	1:50.293	32.033	185	41.444	193	36.816	<b>192</b>	198
2	2:14.831	40.478	154	52.061	151	42.292	171	156	9	1:50.117	31.914	<b>185</b>	41.393	<b>195</b>	36.810	190	<b>199</b>
3	2:01.880	36.679	165	45.182	177	40.019	172	171	10	1:50.108	32.002	185	41.402	192	36.704	190	196
4	1:59.565	36.081	156	45.569	187	37.915	186	173	11	1:49.886	31.825	184	<b>41.356</b>	192	36.705	191	196
5	1:51.593	32.538	184	42.109	193	36.946	190	192	12	1:49.926	<b>31.763</b>	184	41.473	192	<b>36.690</b>	191	197
6	1:50.943	32.409	184	41.659	191	36.875	190	197	13	<b>1:49.885</b>	31.778	184	41.383	191	36.724	190	197
7	1:50.453	31.905	185	41.744	193	36.804	192	197	14		32.385	183	42.888	189			197

### 19 Sebastian Balthasar, DEU/ ,

**theoretical besttime: 1:48.894**

1	4:16.780	2:46.271	158	48.318	160	42.191	181		8	1:49.775	31.630	187	41.384	<b>194</b>	36.761	191	199
2	1:59.727	35.697	175	45.109	187	38.921	188	188	9	1:50.133	31.671	185	41.157	192	37.305	190	197
3	1:56.382	35.279	178	43.640	188	37.463	187	193	10	1:49.308	<b>31.436</b>	186	41.075	193	36.797	192	196
4	1:55.416	33.437	181	43.688	190	38.291	192	192	11	<b>1:49.100</b>	31.442	186	<b>40.951</b>	192	36.707	191	198
5	1:51.809	32.590	187	42.505	190	36.714	<b>197</b>	197	12	1:49.735	31.488	186	41.488	192	36.759	191	197
6	1:51.673	32.034	<b>188</b>	41.655	192	37.984	189	<b>205</b>	13	1:49.253	31.557	186	41.189	192	<b>36.507</b>	191	197
7	1:49.770	31.908	186	41.072	193	36.790	192	196	14		33.381	185	42.089	191			197



# ADAC Formel Masters

## Lap analysis Qualifying

Provisional



Lausitzring, Length: 4534 m

Air temperature: 24.2°C

Track temperature: 30.8°C

Weather condition: Wet



Reg. Nr.: 260/12

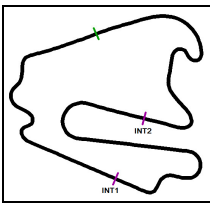
Saturday 25.8.2012 09:50

**ADAC Masters  
Weekend**

Lap	Time	SE1	SP1	SE2	SP2	SE3	SP3	TSP	Lap	Time	SE1	SP1	SE2	SP2	SE3	SP3	TSP
<b>20</b>	Felix Wieland, DEU/ ,								<b>theoretical besttime: 1:50.300</b>								
1	5:01.985	3:22.284	105	56.719	135	42.982	160		7	2:12.171	31.973	186	41.867	185	58.331	<b>192</b>	198
2	2:02.559	36.480	156	46.487	186	39.592	185	173	8	1:51.336	32.449	185	41.629	192	37.258	190	<b>199</b>
3	1:53.387	33.597	179	42.378	191	37.412	191	192	9	1:50.607	31.962	186	41.693	192	36.952	191	196
4	1:51.382	32.459	186	41.813	192	37.110	191	198	10	<b>1:50.469</b>	<b>31.919</b>	185	41.685	192	<b>36.865</b>	190	197
5	1:50.565	32.067	<b>186</b>	<b>41.516</b>	192	36.982	191	197	11		31.968	185	41.885	191			197
6	1:50.516	32.057	186	41.590	<b>193</b>	36.869	191	198									

<b>21</b>	Alessio Picariello, BEL/ ,								<b>theoretical besttime: 1:48.586</b>								
1	2:22.121	49.933	162	49.919	143	42.269	167		8	1:48.829	31.305	188	41.138	193	<b>36.386</b>	194	201
2	2:03.421	35.774	167	46.540	158	41.107	179	172	9	2:02.992	34.927	160	50.600	174	37.465	193	201
3	1:57.891	35.160	172	44.918	187	37.813	189	177	10	1:49.911	31.509	188	41.751	193	36.651	194	200
4	1:53.960	32.808	186	43.967	191	37.185	192	194	11	1:48.764	<b>31.261</b>	188	41.043	194	36.460	<b>196</b>	201
5	1:50.438	31.416	187	42.375	<b>194</b>	36.647	193	198	12	1:49.728	31.469	<b>189</b>	41.320	193	36.939	194	<b>202</b>
6	1:52.128	31.367	188	42.928	194	37.833	194	199	13		31.275	189	41.392	193			201
7	<b>1:48.690</b>	31.288	188	<b>40.939</b>	194	36.463	194	201									

<b>23</b>	Nicolas Beer, DEN/ ,								<b>theoretical besttime: 1:50.022</b>								
1	4:52.167	3:15.178	128	53.606	130	43.383	161		7	<b>1:50.245</b>	31.810	185	41.698	192	<b>36.737</b>	191	197
2	2:00.884	36.295	165	46.268	173	38.321	185	165	8	1:52.239	31.827	185	41.747	<b>192</b>	38.665	184	198
3	1:55.514	34.729	147	43.546	190	37.239	189	189	9	1:50.704	31.924	<b>187</b>	41.916	192	36.864	191	192
4	1:51.277	32.290	184	42.108	188	36.879	190	195	10	1:50.574	31.961	186	41.812	192	36.801	191	198
5	1:50.713	31.952	185	41.822	191	36.939	190	197	11	1:58.125	33.961	150	47.342	191	36.822	<b>192</b>	198
6	1:50.907	32.109	185	41.922	192	36.876	191	197	12		<b>31.658</b>	187	<b>41.627</b>	189			<b>200</b>



# ADAC Formel Masters

## Vmax list Qualifying

Provisional



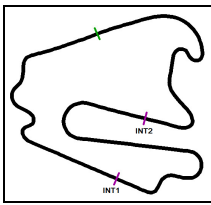
Lausitzring, Length: 4534 m  
Air temperature: 24.1°C  
Track temperature: 30.7°C  
Weather condition: Wet

**DMSB** Reg. Nr.: 260/12  
Deutscher Motor Sport Bund e.V.

Saturday 25.8.2012 09:50

**ADAC Masters  
Weekend**

Nr	Team, Car, Driver, Nat	Top speed
19	<b>G&amp;J /Schiller Motorsport, Formel ADAC power by Volkswa:</b> Balthasar Sebastian , DEU	205,40 km/h
14	<b>Neuhauser Racing, Formel ADAC power by Volkswagen</b> Malja Gustav , SWE	203,43 km/h
8	<b>Mücke-Motorsport, Formel ADAC power by Volkswagen</b> Nissany Roy , ISR	203,24 km/h
21	<b>G&amp;J /Schiller Motorsport, Formel ADAC power by Volkswa:</b> Picariello Alessio , BEL	202,25 km/h
9	<b>Mücke-Motorsport, Formel ADAC power by Volkswagen</b> Herzog Florian , DEU	202,02 km/h
5	<b>Lotus, Formel ADAC power by Volkswagen</b> Visser Beitske , NLD	201,76 km/h
3	<b>Lotus, Formel ADAC power by Volkswagen</b> Kirchhöfer Marvin , DEU	201,68 km/h
6	<b>Lotus, Formel ADAC power by Volkswagen</b> Dontje Indy , NLD	201,61 km/h
7	<b>Lotus, Formel ADAC power by Volkswagen</b> Schmidt Jeffrey , CHE	200,19 km/h
15	<b>Neuhauser Racing, Formel ADAC power by Volkswagen</b> Jäger Thomas , AUT	199,93 km/h
11	<b>Mücke-Motorsport, Formel ADAC power by Volkswagen</b> Grapp Hendrik , DEU	199,63 km/h
23	<b>HS Engineering, Formel ADAC power by Volkswagen</b> Beer Nicolas , DEN	199,59 km/h
20	<b>HS Engineering, Formel ADAC power by Volkswagen</b> Wieland Felix , DEU	198,97 km/h
17	<b>Team KUG Motorsport, Formel ADAC power by Volkswag</b> Pohler Nicolas , DEU	198,64 km/h
12	<b>Mücke-Motorsport, Formel ADAC power by Volkswagen</b> Kremer Jason , DEU	197,62 km/h
10	<b>Mücke-Motorsport, Formel ADAC power by Volkswagen</b> Caspari Luca , DEU	197,30 km/h



# ADAC Formel Masters

## Result List Qualifying - 2nd best times



Provisional

Lausitzring, Length: 4534 m  
Air temperature: 24.2°C  
Track temperature: 31.0°C  
Weather condition: Dry

**DMSB** Reg. Nr.: 260/12  
Deutscher Motorsport Bund e.V.

Saturday 11.8.2012 09:45

**ADAC Masters  
Weekend**

started : 16      classified : 16      not classified : 0

	Drivers	Sponsor	Car	Lap	Best Time	Gap	Diff	Kph	Day Time
1	5 B.Visser		Formel ADAC powerd by Volksw.	13	<b>1:48.311</b>			150,7	10:15:33
2	14 G.Malja		Formel ADAC powerd by Volksw.	12	<b>1:48.393</b>	0.082	0.082	150,6	10:14:59
3	11 H.Grapp		Formel ADAC powerd by Volksw.	7	<b>1:48.414</b>	0.021	0.103	150,6	10:05:43
4	3 M.Kirchhöfer		Formel ADAC powerd by Volksw.	9	<b>1:48.683</b>	0.269	0.372	150,2	10:09:00
5	21 A.Picariello		Formel ADAC powerd by Volksw.	11	<b>1:48.764</b>	0.081	0.453	150,1	10:11:19
6	7 J.Schmidt		Formel ADAC powerd by Volksw.	7	<b>1:48.877</b>	0.113	0.566	149,9	10:04:51
7	19 S.Balthasar		Formel ADAC powerd by Volksw.	13	<b>1:49.253</b>	0.376	0.942	149,4	10:16:39
8	15 T.Jäger		Formel ADAC powerd by Volksw.	7	<b>1:49.277</b>	0.024	0.966	149,4	10:05:48
9	6 I.Dontje		Formel ADAC powerd by Volksw.	11	<b>1:49.279</b>	0.002	0.968	149,4	10:11:53
10	9 F.Herzog		Formel ADAC powerd by Volksw.	10	<b>1:49.326</b>	0.047	1.015	149,3	10:11:19
11	10 L.Caspari		Formel ADAC powerd by Volksw.	12	<b>1:49.437</b>	0.111	1.126	149,1	10:13:41
12	12 J.Kremer		Formel ADAC powerd by Volksw.	8	<b>1:49.646</b>	0.209	1.335	148,9	10:07:05
13	17 N.Pohler		Formel ADAC powerd by Volksw.	11	<b>1:49.886</b>	0.240	1.575	148,5	10:11:43
14	8 R.Nissany		Formel ADAC powerd by Volksw.	8	<b>1:50.453</b>	0.567	2.142	147,8	10:06:59
15	20 F.Wieland		Formel ADAC powerd by Volksw.	6	<b>1:50.516</b>	0.063	2.205	147,7	10:04:30
16	23 N.Beer		Formel ADAC powerd by Volksw.	10	<b>1:50.574</b>	0.058	2.263	147,6	10:11:45

Qualifying Time: 1:59.209      Percent: 110%

**Subject to final scrutineering!**

Publications Time:

Clerk of the course:

Time Keeping: