

# ADAC GT Masters

## Results Qualifying 2

Provisional



Lausitzring, Length: 4534 m

Air temperature: 23.9°C

Track temperature: 24.8°C

Weather condition: Dry



Reg. Nr.: 259/2012

Friday 24.8.2012 16:55

**ADAC Masters  
Weekend**

started : 37      classified : 34      not classified : 3

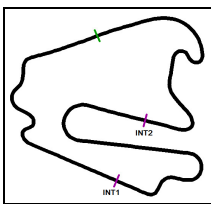
	Drivers	Team	Car	Lap	Best Time	Gap	Diff	Kph	Day Time
1	15 S.Dolenc(*A*)/M.Ragginger	FACH AUTO TECH(CHE)	Porsche 911 GT3 R	4	<b>1:43.351</b>			157,9	17:22:17
2	36 C.Engelhart/N.Tandy	Team Geyer&Weinig EDV Schütz M	Porsche 911 GT3 R	3	<b>1:43.438</b>	0.087	0.087	157,8	17:22:48
3	29 R.Renauer/N.Armino	FROGREEN CO2 neutral(DEU)	Porsche 911 GT3 R	3	<b>1:43.834</b>	0.483	0.396	157,2	17:11:50
4	1 D.Lunardi/M.Martin	ALPINA(DEU)	BMW Alpina B6 GT3	5	<b>1:43.902</b>	0.551	0.068	157,1	17:14:46
5	5 S.Asch/M.Götz	kfzteile24 MS RACING Team(DEU)	Mercedes Benz SLS AMG GT3	9	<b>1:43.962</b>	0.611	0.060	157,0	17:31:04
6	26 R.Bourdeaux(*A*)/A.Renauer	Team GT 3 Kasko(DEU)	Porsche 911 GT3 R	4	<b>1:44.045</b>	0.694	0.083	156,9	17:03:20
7	20 C.Hürtgen/D.Schwager	Schubert Motorsport(DEU)	BMW Z4 GT3	4	<b>1:44.065</b>	0.714	0.020	156,8	17:21:42
8	28 D.Alessi/D.Keilwitz	Callaway Competition(DEU)	Corvette Z06.R GT3	4	<b>1:44.143</b>	0.792	0.078	156,7	17:03:44
9	44 J.Stovicek(*A*)/E.Janis	HEICO-GRAVITY CHAROUZ TEAM	Mercedes Benz SLS AMG GT3	4	<b>1:44.198</b>	0.847	0.055	156,6	17:21:34
10	41 S.Knap/J.den Boer	DB Motorsport(NLD)	BMW Z4 GT3	9	<b>1:44.244</b>	0.893	0.046	156,6	17:22:28
11	18 T.Seiler(*A*)/F.Kechele	Callaway Competition(DEU)	Corvette Z06.R GT3	6	<b>1:44.282</b>	0.931	0.038	156,5	17:22:53
12	7 K.Heyer/C.Frankenhou	Heico Motorsport(DEU)	Mercedes Benz SLS AMG GT3	11	<b>1:44.287</b>	0.936	0.005	156,5	17:31:46
13	21 E.Sandström/C.Mies	Prosperia uhc speed(DEU)	AUDI R8 LMS ultra	6	<b>1:44.330</b>	0.979	0.043	156,4	17:20:58
14	40 C.Haase/C.Mamerow	MAMEROW Racing(DEU)	AUDI R8 LMS ultra	9	<b>1:44.348</b>	0.997	0.018	156,4	17:20:04
15	25 G.Engelhardt(*A*)/M.Seefried	Team GT 3 Kasko(DEU)	Porsche 911 GT3 R	3	<b>1:44.482</b>	1.131	0.134	156,2	17:24:23
16	9 M.Buhk/A.Simonsen	HEICO Junior Team(DEU)	Mercedes Benz SLS AMG GT3	10	<b>1:44.550</b>	1.199	0.068	156,1	17:30:46
17	8 D.Baumann/H.Proczyk	Heico Motorsport(DEU)	Mercedes Benz SLS AMG GT3	5	<b>1:44.713</b>	1.362	0.163	155,9	17:14:54
18	23 M.Öhlin/F.Lestrup	WestCoastRacing(SWE)	BMW Z4 GT3	7	<b>1:44.716</b>	1.365	0.003	155,9	17:12:28
19	4 F.Stoll/D.Dobitsch	kfzteile24 MS RACING Team(DEU)	Mercedes Benz SLS AMG GT3	4	<b>1:44.726</b>	1.375	0.010	155,9	17:14:52
20	10 L.Arnold/A.Margaritis	Schöner Wohnen Polarweiss Team	Mercedes Benz SLS AMG GT3	4	<b>1:44.845</b>	1.494	0.119	155,7	17:12:37
21	6 M.Farnbacher/N.Kentenich	Farnbacher ESET Racing(DEU)	Porsche 911 GT3 R	5	<b>1:44.946</b>	1.595	0.101	155,5	17:24:08
22	22 C.Tilke(*A*)/C.Abt	Prosperia uhc speed(DEU)	AUDI R8 LMS ultra	11	<b>1:44.946</b>	1.595		155,5	17:31:13
23	14 C.Ott/F.Barth	MRS GT-Racing(DEU)	McLaren MP4-12C GT3	11	<b>1:45.249</b>	1.898	0.303	155,1	17:32:21
24	33 K.Poulsen(*A*)/C.Nygaard	Young Driver AMR(DEU)	Aston Martin V12 Vantage GT3	4	<b>1:45.378</b>	2.027	0.129	154,9	17:06:59
25	37 S.Bert/C.Brück	Gemballa Racing(DEU)	McLaren MP4-12C GT3	6	<b>1:45.443</b>	2.092	0.065	154,8	17:23:10
26	32 F.Stuck/J.Stuck	Young Driver AMR(DEU)	Aston Martin V12 Vantage GT3	10	<b>1:45.510</b>	2.159	0.067	154,7	17:28:56
27	42 J.Seyffarth/K.Wendlinger	SMS Seyffarth Motorsport(DEU)	Mercedes Benz SLS AMG GT3	3	<b>1:45.575</b>	2.224	0.065	154,6	17:04:24
28	11 D.Mengesdorf/R.Bader	Team rhino's Leipter Motorsport(DE)	Lamborghini Gallardo LP600+	8	<b>1:45.792</b>	2.441	0.217	154,3	17:26:34
29	2 F.Spengler/J.Leidinger	Liqui Moly Team Engstler(DEU)	BMW Alpina B6 GT3	12	<b>1:45.898</b>	2.547	0.106	154,1	17:31:56
30	17 R.Lips(*A*)/F.Schmickler	Callaway Competition(DEU)	Corvette Z06.R GT3	10	<b>1:45.903</b>	2.552	0.005	154,1	17:32:53
31	34 M.Sandritter/P.Geipel	YACO Racing powered by Jochen S	Chevrolet Camaro GT3	3	<b>1:46.216</b>	2.865	0.313	153,7	17:01:10
32	16 A.Gugger(*A*)/O.Klohs(*A*)	FACH AUTO TECH(CHE)	Porsche 911 GT3 R	4	<b>1:46.815</b>	3.464	0.599	152,8	17:17:56
33	51 C.Schrezenmeier(*A*)/N.Janz(*A*)	Team GT 3 Kasko(DEU)	Porsche 911 GT3 R	7	<b>1:48.006</b>	4.655	1.191	151,1	17:15:38
34	43 G.Grasser/C.Seifert	GRT Grasser Racing Team(AUT)	Lamborghini Gallardo LP600+	11	<b>1:48.055</b>	4.704	0.049	151,1	17:30:15
<b>not classified</b>									
38	J.Krohn/N.Verdonck	Lambda Performance(DEU)	Ford GT GT3	0					
27	A.Wirth/H.Frentzen	Callaway Competition(DEU)	Corvette Z06.R GT3	4	<b>1:44.331</b>			156,4	17:23:06
31	M.Schulze/T.Schulze	Schulze Motorsport(DEU)	Nissan GT-R GT3	3	<b>1:46.290</b>			153,6	17:00:45

**Subject to final scrutineering!**

Publications Time:

Clerk of the course:

Time Keeping:



# ADAC GT Masters

## Lap analysis Qualifying 2

Provisional



Lausitzring, Length: 4534 m

Air temperature: 24.2°C

Track temperature: 25.1°C

Weather condition: Dry



Reg. Nr.: 259/2012

Friday 24.8.2012 16:55



Lap	Time	SE1	SP1	SE2	SP2	SE3	SP3	TSP	Lap	Time	SE1	SP1	SE2	SP2	SE3	SP3	TSP
<b>1</b>	Dino Lunardi, FRA/ Maxime Martin, BEL								<b>theoretical besttime: 1:43.697</b>								
1	12:47.088	11:28.038	218	42.492	213	36.558	237		6	1:55.390	30.596	224	40.564	225	44.230		<b>250</b>
2	1:44.367	30.564	224	39.719	226	34.084	238	246	7	5:54.067	4:37.889	223	40.199	226	35.979	239	
3	1:44.304	30.307	<b>225</b>	<b>39.713</b>	226	34.284	238	248	8	1:44.133	30.378	224	39.872	<b>226</b>	33.883	239	249
4	1:46.370	30.198	<b>225</b>	40.306	224	35.866	239	249	9	2:03.097	<b>30.187</b>	225	42.069	224	50.841		250
5	<b>1:43.902</b>	30.343	225	39.762	226	<b>33.797</b>	<b>240</b>	249									

<b>2</b>	Florian Spengler, DEU/ Johannes Leidinger, DEU								<b>theoretical besttime: 1:45.772</b>								
1	5:03.802	3:45.090	212	42.818	219	35.894	233		8	1:52.913	32.863	158	43.865	213	36.185	234	245
2	1:46.635	31.045	221	40.780	222	34.810	234	243	9	1:59.140	30.931	222	41.623	220	46.586		244
3	1:47.418	31.214	222	40.770	220	35.434	234	245	10	8:35.269	7:18.038	217	41.425	221	35.806	235	
4	1:46.005	<b>30.538</b>	221	40.757	<b>223</b>	<b>34.710</b>	234	244	11	1:46.942	31.121	220	40.911	221	34.910	235	245
5	2:03.423	32.693	211	43.220	214	47.510		244	12	<b>1:45.898</b>	30.579	223	<b>40.524</b>	223	34.795	<b>236</b>	246
6	6:40.364	5:20.650	217	41.875	214	37.839	233		13		31.830	206	45.761	210			<b>247</b>
7	1:48.117	30.833	<b>223</b>	42.161	218	35.123	235	243									

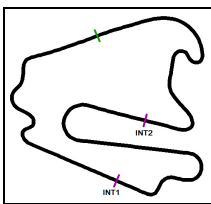
<b>4</b>	Florian Stoll, DEU/ Daniel Dobitsch, AUT								<b>theoretical besttime: 1:44.679</b>								
1	14:32.321	13:12.740	217	43.442	221	36.139	235		7	1:46.161	30.860	223	40.353	225	34.948	237	245
2	1:46.924	31.611	221	40.595	223	34.718	237	246	8	1:45.224	30.707	223	40.175	225	34.342	238	248
3	1:47.793	32.851	220	40.656	225	34.286	238	248	9	1:44.981	<b>30.495</b>	<b>224</b>	40.256	225	34.230	<b>239</b>	248
4	<b>1:44.726</b>	30.542	224	<b>40.010</b>	<b>226</b>	<b>34.174</b>	237	<b>249</b>	10	1:47.900	31.063	222	41.855	217	34.982	238	<b>249</b>
5	1:55.322	30.872	223	40.770	222	43.680		246	11	1:45.161	30.578	223	40.248	225	34.335	238	249
6	10:01.381	8:36.293	218	43.077	126	42.011	233		12		35.424	154	53.944	129			248

<b>5</b>	Sebastian Asch, DEU/ Maximilian Götz, DEU								<b>theoretical besttime: 1:43.792</b>								
1	16:11.871	14:48.599	210	45.974	129	37.298	234		7	1:49.886	30.334	223	41.737	189	37.815	237	247
2	1:49.073	32.218	218	40.298	198	36.557	237	244	8	1:44.509	30.342	224	39.735	227	34.432	239	247
3	1:44.041	30.424	223	<b>39.650</b>	226	<b>33.967</b>	237	248	9	<b>1:43.962</b>	30.189	224	39.692	<b>227</b>	34.081	<b>240</b>	249
4	1:46.888	<b>30.175</b>	224	39.683	227	37.030	238	248	10	1:48.367	30.314	222	42.876	205	35.177	238	<b>250</b>
5	1:52.734	30.216	224	39.714	227	42.804		248	11	1:57.093	30.329	<b>225</b>	40.114	211	46.650		249
6	7:20.660	5:58.137	123	45.328	154	37.195	237										

<b>6</b>	Mario Farnbacher, DEU/ Niclas Kentenich, DEU								<b>theoretical besttime: 1:44.618</b>								
1	13:14.116	11:51.489	152	46.871	134	35.756	240		5	<b>1:44.946</b>	30.569	226	<b>40.293</b>	<b>227</b>	34.084	<b>243</b>	250
2	1:45.375	30.712	226	40.659	225	<b>34.004</b>	241	249	6	1:45.309	30.460	226	40.681	226	34.168	242	<b>252</b>
3	2:14.680	43.543	150	46.651	213	44.486		252	7	1:52.448	<b>30.321</b>	227	44.275	170	37.852	241	252
4	10:08.493	8:52.523	222	40.837	<b>227</b>	35.133	241		8		30.723	<b>228</b>	46.058	174			250

<b>7</b>	Kenneth Heyer, DEU/ Christiaan Frankenhou, NLD								<b>theoretical besttime: 1:44.213</b>								
1	10:58.430	9:30.242	213	43.900	215	44.288			7	1:44.583	30.313	222	40.242	224	<b>34.028</b>	235	245
2	2:06.065	50.885	219	40.536	224	34.644	234		8	1:48.135	31.245	220	41.918	220	34.972	236	246
3	2:03.751	30.646	221	57.605	186	35.500	236	244	9	1:44.687	30.202	<b>223</b>	40.336	<b>224</b>	34.149	236	246
4	1:45.095	30.432	222	40.304	223	34.359	<b>236</b>	246	10	2:11.830	30.411	222	1:02.642	149	38.777	235	<b>246</b>
5	1:56.783	30.299	222	41.330	215	45.154		246	11	<b>1:44.287</b>	<b>30.144</b>	221	<b>40.041</b>	223	34.102	235	244
6	8:41.951	7:25.963	219	40.879	223	35.109	236		12		33.735	149	49.641	174			244

<b>8</b>	Dominik Baumann, AUT/ Harald Proczyk, AUT								<b>theoretical besttime: 1:44.392</b>								
1	12:25.924	10:47.002	214	46.288	200	52.634			7	8:50.546	7:29.529	188	45.301	218	35.716	236	
2	2:12.512	52.915	218	43.032	216	36.565	234		8	1:48.772	30.681	221	40.330	222	37.761	236	246
3	1:45.749	30.857	222	40.232	221	34.660	236	244	9	1:49.433	32.648	216	41.848	221	34.937	237	246
4	1:45.120	30.473	222	40.117	<b>224</b>	34.530	236	246	10	1:44.884	30.369	222	40.194	224	34.321	<b>238</b>	246
5	<b>1:44.713</b>	30.540	222	<b>40.023</b>	223	<b>34.150</b>	235	247	11	1:45.000	<b>30.219</b>	222	40.322	222	34.459	236	<b>247</b>
6	1:54.787	30.482	<b>223</b>	40.311	221	43.994	245		12		33.585	209	42.282	223			246



# ADAC GT Masters

## Lap analysis Qualifying 2

Provisional



Lausitzring, Length: 4534 m

Air temperature: 24.2°C

Track temperature: 25.1°C

Weather condition: Dry



Reg. Nr.: 259/2012

Friday 24.8.2012 16:55

**ADAC Masters  
Weekend**

Lap	Time	SE1	SP1	SE2	SP2	SE3	SP3	TSP	Lap	Time	SE1	SP1	SE2	SP2	SE3	SP3	TSP
<b>9</b> Maximilian Buhk, DEU/ Andreas Simonsen, SWE									<b>theoretical besttime: 1:44.297</b>								
1	12:34.752	11:05.164	215	43.916	222	45.672			8	1:48.327	30.916	221	41.271	196	36.140	235	244
2	2:09.710	49.824	163	41.982	194	37.904	235		9	1:44.942	30.438	222	40.242	225	34.262	<b>237</b>	245
3	1:46.470	30.910	222	40.296	222	35.264	234	244	10	<b>1:44.550</b>	30.419	223	<b>39.933</b>	224	<b>34.198</b>	236	<b>247</b>
4	1:45.155	30.758	222	40.071	224	34.326	236	244	11	1:45.399	<b>30.166</b>	<b>223</b>	40.131	224	35.102	236	246
5	1:44.983	30.662	222	39.975	<b>225</b>	34.346	235	246	12	1:45.610	30.507	222	40.508	225	34.595	235	247
6	1:59.730	30.522	222	44.097	218	45.111		245	13		33.884	188	45.339	166			245
7	8:27.585	7:05.961	102	45.697	187	35.927	234										

Lap	Time	SE1	SP1	SE2	SP2	SE3	SP3	TSP	Lap	Time	SE1	SP1	SE2	SP2	SE3	SP3	TSP
<b>10</b> Lance David Arnold, DEU/ Alexandros Margaritis, GRC									<b>theoretical besttime: 1:44.689</b>								
1	12:02.099	10:33.853	212	43.616	216	44.630			7	10:33.953	9:15.638	199	41.979	217	36.336	235	
2	2:05.383	49.258	217	41.284	219	34.841	234		8	1:45.046	30.432	222	40.296	223	34.318	236	245
3	1:45.095	30.581	222	40.217	222	<b>34.297</b>	235	244	9	1:44.927	<b>30.309</b>	223	40.122	<b>224</b>	34.496	<b>237</b>	247
4	<b>1:44.845</b>	30.465	223	<b>40.083</b>	222	<b>34.297</b>	237	245	10	1:53.121	30.443	<b>224</b>	40.486	199	42.192	236	<b>247</b>
5	1:48.266	30.761	222	41.866	217	35.639	236	247	11		30.691	222	40.360	221			246
6	1:56.149	30.700	222	<b>40.083</b>	224	45.366		246									

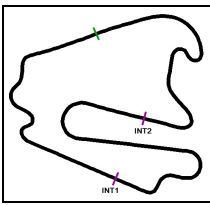
Lap	Time	SE1	SP1	SE2	SP2	SE3	SP3	TSP	Lap	Time	SE1	SP1	SE2	SP2	SE3	SP3	TSP
<b>11</b> David Mengesdorf, DEU/ Raffael Bader, CHE									<b>theoretical besttime: 1:45.764</b>								
1	12:32.564	11:04.077	118	51.937	210	36.550	228		7	8:11.288	6:52.420	202	43.753	219	35.115	231	
2	1:47.952	31.722	218	41.127	220	35.103	230	237	8	<b>1:45.792</b>	<b>30.878</b>	219	40.252	<b>221</b>	34.662	232	240
3	1:46.547	31.173	219	40.420	219	34.954	231	239	9	1:46.185	31.204	218	40.257	221	34.724	231	241
4	1:45.988	31.102	219	<b>40.227</b>	221	<b>34.659</b>	232	240	10	1:46.193	30.984	220	40.516	221	34.693	<b>232</b>	240
5	1:45.890	30.988	218	40.243	220	<b>34.659</b>	232	242	11		31.001	<b>220</b>	40.745	220			<b>242</b>
6	1:57.782	31.152	220	41.327	220	45.303		240									

Lap	Time	SE1	SP1	SE2	SP2	SE3	SP3	TSP	Lap	Time	SE1	SP1	SE2	SP2	SE3	SP3	TSP
<b>14</b> Christian Ott, DEU/ Fredy Barth, CHE									<b>theoretical besttime: 1:45.100</b>								
1	10:47.279	9:28.542	216	43.002	220	35.735	235		7	1:45.472	30.891	221	<b>40.107</b>	<b>224</b>	<b>34.474</b>	237	246
2	1:47.562	31.657	221	40.983	222	34.922	236	245	8	1:46.848	30.856	222	41.253	222	34.739	237	247
3	1:46.306	30.959	222	40.454	222	34.893	237	246	9	1:45.859	30.734	222	40.306	224	34.819	<b>238</b>	247
4	1:46.306	31.081	222	40.416	221	34.809	238	247	10	1:45.466	30.681	<b>223</b>	40.153	224	34.632	237	247
5	1:55.696	31.143	223	40.577	222	43.976		247	11	<b>1:45.249</b>	<b>30.519</b>	223	40.213	223	34.517	238	247
6	10:28.771	9:12.898	220	40.899	223	34.974	237		12		31.326	196	48.026	159			<b>248</b>

Lap	Time	SE1	SP1	SE2	SP2	SE3	SP3	TSP	Lap	Time	SE1	SP1	SE2	SP2	SE3	SP3	TSP
<b>15</b> Swen Dolenc, DEU/ Martin Ragginger, AUT									<b>theoretical besttime: 1:43.351</b>								
1	22:00.405	20:38.802	196	43.848	214	37.755	234		5	1:43.518	30.014	227	39.815	227	33.689	242	252
2	1:48.134	32.502	225	41.178	226	34.454	241	231	6	1:54.780	31.386	216	46.568	171	36.826	<b>243</b>	252
3	1:45.153	30.076	226	41.321	225	33.756	242	251	7	1:56.899	30.025	<b>229</b>	41.099	221	45.775		<b>254</b>
4	<b>1:43.351</b>	<b>30.008</b>	227	<b>39.693</b>	<b>227</b>	<b>33.650</b>	242	252									

Lap	Time	SE1	SP1	SE2	SP2	SE3	SP3	TSP	Lap	Time	SE1	SP1	SE2	SP2	SE3	SP3	TSP
<b>16</b> Andrina Gugger, CHE/ Otto Klohs, DEU									<b>theoretical besttime: 1:46.491</b>								
1	17:32.047	16:08.984	158	46.393	196	36.670	238		7	1:47.138	30.994	225	41.210	225	34.934	239	<b>250</b>
2	1:49.114	32.028	223	41.672	224	35.414	239	247	8	1:59.733	32.325	223	42.374	175	45.034		249
3	1:47.924	31.471	225	41.434	223	35.019	239	249	9	4:14.748	2:56.139	150	42.593	224	36.016	237	
4	<b>1:46.815</b>	31.217	224	<b>41.103</b>	<b>226</b>	<b>34.495</b>	239	249	10	1:49.201	31.253	225	41.666	222	36.282	224	247
5	1:47.113	31.168	225	41.301	225	34.644	240	248	11		31.313	<b>226</b>	44.998	183			238
6	1:46.909	<b>30.893</b>	226	41.122	225	34.894	<b>241</b>	250									

Lap	Time	SE1	SP1	SE2	SP2	SE3	SP3	TSP	Lap	Time	SE1	SP1	SE2	SP2	SE3	SP3	TSP
<b>17</b> Remo Lips, CHE/ Frank Schmickler, DEU									<b>theoretical besttime: 1:45.660</b>								
1	10:01.004	8:23.893	148	54.117	166	42.994	176		7	2:06.957	35.434	193	44.758	207	46.765		250
2	2:05.280	40.206	155	48.140	218	36.934	235	177	8	12:46.481	11:27.900	215	42.315	222	36.266	238	
3	1:48.569	31.997	224	41.295	222	35.277	237	246	9	1:46.257	30.960	224	<b>40.401</b>	226	34.896	239	249
4	1:46.619	31.391	224	40.550	224	34.678	237	247	10	<b>1:45.903</b>	30.897	225	40.566	225	<b>34.440</b>	<b>241</b>	250
5	1:58.965	32.283	155	48.137	190	38.545	239	247	11		<b>30.819</b>	<b>226</b>	42.770	166			<b>252</b>
6	1:46.625	31.266	225	40.604	<b>226</b>	34.755	240	249									



# ADAC GT Masters

## Lap analysis Qualifying 2

Provisional



Lausitzring, Length: 4534 m  
Air temperature: 24.2°C  
Track temperature: 25.1°C  
Weather condition: Dry

**DMSB** Reg. Nr.: 259/2012  
Deutscher Motor Sport Bund e.V.

Friday 24.8.2012 16:55

**ADAC Masters  
Weekend**

Lap	Time	SE1	SP1	SE2	SP2	SE3	SP3	TSP	Lap	Time	SE1	SP1	SE2	SP2	SE3	SP3	TSP
<b>18</b>	Toni Seiler, CHE/ Frank Kechele, DEU								<b>theoretical besttime: 1:44.153</b>								
1	19:03.371	17:43.068	210	42.849	219	37.454	239		7	1:57.654	31.709	220	41.752	223	44.193	251	
2	1:45.421	30.829	224	40.251	225	34.341	239	249	8	4:10.031	2:47.698	219	45.725	222	36.608	<b>242</b>	
3	1:44.830	30.421	<b>225</b>	39.870	225	34.539	240	250	9	1:49.846	30.493	225	42.097	186	37.256	241	252
4	1:50.378	30.274	<b>226</b>	42.267	206	37.837	240	250	10	1:44.831	30.714	225	39.919	226	34.198	241	<b>252</b>
5	1:44.364	<b>30.203</b>	225	39.853	225	34.308	241	251	11		30.326	225	41.475	222			252
6	<b>1:44.282</b>	30.332	225	<b>39.793</b>	<b>227</b>	<b>34.157</b>	241	251									

<b>20</b>	Claudia Hürtgen, DEU/ Dominik Schwager, DEU								<b>theoretical besttime: 1:43.894</b>								
1	21:18.406	19:57.707	198	44.487	200	36.212	231		7	1:44.938	30.576	220	40.030	221	34.332	236	237
2	1:55.349	32.695	136	43.179	220	39.475	235	240	8	1:56.868	<b>30.168</b>	221	40.048	<b>225</b>	46.652		246
3	1:44.453	30.527	<b>221</b>	39.797	223	34.129	235	242	9	2:05.245	47.666	219	40.235	224	37.344	236	
4	<b>1:44.065</b>	30.339	220	<b>39.686</b>	223	<b>34.040</b>	<b>236</b>	244	10	1:44.370	30.232	220	39.814	225	34.324	234	244
5	2:16.173	30.188	221	39.790	225	1:06.195		<b>246</b>	11		32.958	216	40.955	223			244
6	4:40.786	3:15.093	144	45.245	210	40.448	227										

<b>21</b>	Edward Sandström, SWE/ Christopher Mies, DEU								<b>theoretical besttime: 1:44.251</b>								
1	16:42.665	15:00.564	101	55.835	124	46.266			6	<b>1:44.330</b>	<b>30.239</b>	218	<b>39.829</b>	218	34.262	230	241
2	2:16.941	51.597	166	43.976	155	41.368	230		7	1:44.339	30.271	217	39.885	219	<b>34.183</b>	<b>231</b>	240
3	1:45.207	30.719	216	40.011	220	34.477	231	240	8	1:49.712	30.423	<b>218</b>	44.138	202	35.151	231	241
4	1:44.581	30.265	217	39.927	218	34.389	231	<b>241</b>	9	1:45.072	30.390	218	40.142	219	34.540	231	241
5	1:44.675	30.467	217	39.868	219	34.340	231	241	10		30.846	217	40.102	<b>220</b>			241

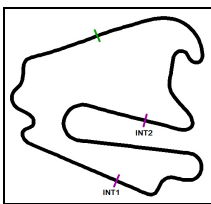
<b>22</b>	Carsten Tilke, DEU/ Christian Abt, DEU								<b>theoretical besttime: 1:44.753</b>								
1	15:14.299	13:56.598	214	42.151	216	35.550	228		7	1:45.375	30.630	217	40.469	219	<b>34.276</b>	231	240
2	1:46.012	31.006	218	40.409	220	34.597	230	239	8	1:51.913	30.566	218	43.978	196	37.369	<b>232</b>	241
3	1:57.883	30.835	218	44.108	176	42.940	231	240	9	1:45.566	30.972	217	<b>39.993</b>	220	34.601	231	<b>242</b>
4	1:45.634	30.844	217	40.291	220	34.499	232	241	10	1:45.304	30.666	218	40.243	220	34.395	<b>232</b>	241
5	1:55.966	32.343	218	40.844	220	42.779		241	11	<b>1:44.946</b>	<b>30.484</b>	<b>219</b>	40.072	<b>222</b>	34.390	230	241
6	4:39.782	3:20.153	116	44.899	219	34.730	230		12		33.700	197	45.076	170			239

<b>23</b>	Martin Öhlin, SWE/ Fredrik Lestrup, SWE								<b>theoretical besttime: 1:44.540</b>								
1	6:37.938	5:09.661	212	43.761	216	44.516			7	<b>1:44.716</b>	30.459	220	<b>39.791</b>	223	<b>34.466</b>	233	242
2	2:04.198	48.353	217	40.845	221	35.000	231		8	1:45.136	30.430	219	39.914	221	34.792	234	242
3	1:45.384	30.681	219	39.936	222	34.767	233	240	9	1:44.780	30.309	220	39.865	224	34.606	<b>234</b>	243
4	1:45.019	30.419	220	39.888	<b>224</b>	34.712	233	242	10	1:45.249	30.487	219	39.805	223	34.957	233	<b>244</b>
5	1:45.205	<b>30.283</b>	219	40.001	217	34.921	233	242	11		30.864	<b>220</b>	40.414	220			242
6	1:45.189	30.531	219	39.802	220	34.856	232	242									

<b>25</b>	Georg Engelhardt, DEU/ Marco Seefried, DEU								<b>theoretical besttime: 1:44.225</b>								
1	25:35.484	24:06.888	145	48.909	194	39.687	204		6	1:57.931	30.524	226	41.696	225	45.711		252
2	2:02.859	38.685	132	49.634	226	34.540	241	222	7	3:36.285	2:20.255	224	41.135	224	34.895	<b>242</b>	
3	<b>1:44.482</b>	30.608	225	<b>40.069</b>	<b>227</b>	<b>33.805</b>	241	252	8	1:45.609	30.722	225	40.527	226	34.360	241	250
4	1:45.023	<b>30.351</b>	226	40.405	225	34.267	242	252	9		31.927	194	44.614	207			251
5	1:45.291	30.530	<b>227</b>	40.456	227	34.305	241	<b>253</b>									

<b>26</b>	Rene Bourdeaux, DEU/ Alfred Renauer, DEU								<b>theoretical besttime: 1:43.840</b>								
1	3:06.551	1:30.824	93	58.897	148	36.830	241		6	2:01.206	31.118	216	42.228	204	47.860		253
2	1:45.267	30.879	226	40.212	228	34.176	242	250	7	20:35.933	19:19.219	174	42.030	227	34.684	241	
3	1:44.198	30.543	228	39.899	229	<b>33.756</b>	242	252	8	1:45.429	30.380	227	40.857	226	34.192	<b>243</b>	251
4	<b>1:44.045</b>	<b>30.365</b>	228	<b>39.719</b>	229	33.961	242	253	9		30.426	<b>228</b>	39.848	<b>229</b>			<b>254</b>
5	2:02.897	30.442	228	54.551	215	37.904	242	252									

<b>27</b>	Andreas Wirth, DEU/ Heinz-Harald Frentzen, DEU								<b>theoretical besttime: 1:43.903</b>								
1	22:25.593	20:56.534	213	50.490	202	38.569	236		4	<b>1:44.331</b>	30.294	224	<b>39.620</b>	<b>226</b>	34.417	238	249
2	1:44.904	30.729	<b>224</b>	40.158	223	<b>34.017</b>	238	247	5	1:57.031	<b>30.266</b>	224	40.104	224	46.661	<b>238</b>	249
3	2:10.788	34.409	84	57.044	165	39.335	238	249									



# ADAC GT Masters

## Lap analysis Qualifying 2

Provisional



Lausitzring, Length: 4534 m

Air temperature: 24.2°C

Track temperature: 25.1°C

Weather condition: Dry



Reg. Nr.: 259/2012

Friday 24.8.2012 16:55

**ADAC Masters  
Weekend**

Lap	Time	SE1	SP1	SE2	SP2	SE3	SP3	TSP	Lap	Time	SE1	SP1	SE2	SP2	SE3	SP3	TSP
<b>28</b>	Diego Alessi, ITA/ Daniel Keilwitz, DEU								<b>theoretical besttime: 1:44.032</b>								
1	3:26.982	2:00.170	176	48.384	198	38.428	224		7	23:40.312	22:24.399	225	40.123	<b>228</b>	35.790	239	
2	1:48.410	32.603	224	41.100	225	34.707	239	237	8	1:44.699	30.652	223	<b>39.901</b>	227	34.146	<b>241</b>	250
3	1:44.557	30.297	226	40.130	227	34.130	239	249	9	1:44.650	30.368	<b>227</b>	40.201	226	34.081	240	<b>252</b>
4	<b>1:44.143</b>	30.234	227	39.961	226	<b>33.948</b>	241	250	10	1:44.685	<b>30.183</b>	226	39.902	227	34.600	240	251
5	1:44.296	30.267	226	39.914	228	34.115	241		11		36.054	158	50.304	169			245
6	2:02.096	30.501	227	42.749	202	48.846		252									

<b>29</b>	Robert Renauer, DEU/ Nicolas Armindo, FRA								<b>theoretical besttime: 1:43.735</b>								
1	13:21.902	12:03.163	165	43.593	218	35.146	238		5	1:57.485	30.398	224	41.591	219	45.496		<b>251</b>
2	1:44.612	30.260	225	40.381	225	<b>33.971</b>	241	249	6	11:37.261	10:19.899	221	42.682	223	34.680	240	
3	<b>1:43.834</b>	<b>30.008</b>	<b>225</b>	<b>39.756</b>	<b>227</b>	<b>34.070</b>	240	250	7	1:44.752	30.390	225	40.337	226	34.025	241	250
4	1:44.804	30.362	225	40.363	225	34.079	<b>241</b>	250	8	2:16.120	30.338	225	41.426	223	1:04.356		250

<b>31</b>	Michael Schulze, DEU/ Tobias Schulze, DEU								<b>theoretical besttime: 1:46.037</b>								
1	2:12.282	53.762	202	42.369	217	36.151	229		6	20:47.681	19:29.535	211	42.347	215	35.799	229	
2	1:46.414	31.106	215	40.550	<b>219</b>	<b>34.758</b>	230	238	7	1:48.145	31.529	216	41.320	215	35.296	230	239
3	<b>1:46.290</b>	30.946	216	<b>40.449</b>	219	34.895	229	239	8	1:47.518	31.490	216	40.984	219	35.044	<b>231</b>	240
4	1:46.591	<b>30.830</b>	215	40.577	219	35.184	228	238	9	1:46.937	31.169	<b>217</b>	40.705	218	35.063	<b>231</b>	<b>241</b>
5	2:13.593	34.278	205	47.097	156	52.218		238									

<b>32</b>	Ferdinand Stuck, AUT/ Johannes Stuck, AUT								<b>theoretical besttime: 1:45.192</b>								
1	4:33.579	3:15.126	214	42.857	219	35.596	232		7	15:00.237	13:42.910	213	41.487	218	35.840	231	
2	1:46.435	31.301	218	40.306	220	34.828	232	241	8	1:46.374	30.766	218	40.873	215	34.735	231	240
3	1:45.739	30.779	220	40.342	220	<b>34.618</b>	233	242	9	1:46.054	30.830	219	40.459	221	34.765	<b>234</b>	242
4	1:46.076	30.592	<b>222</b>	40.336	217	35.148	233	242	10	<b>1:45.510</b>	30.691	220	<b>40.138</b>	<b>222</b>	34.681	234	243
5	1:45.671	30.462	219	40.300	221	34.909	233	243	11	1:45.748	30.711	220	40.254	221	34.783	233	<b>244</b>
6	2:00.657	30.550	220	41.250	207	48.857		243	12		<b>30.436</b>	220	40.384	219			242

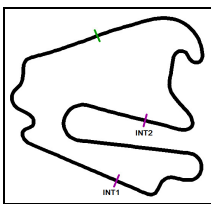
<b>33</b>	Kristian Poulsen, DEN/ Christoffer Nygaard, DEN								<b>theoretical besttime: 1:45.310</b>								
1	6:38.974	5:06.479	161	54.275	208	38.220	231		7	1:45.648	30.669	220	40.293	222	34.686	235	244
2	1:48.481	31.994	221	41.089	221	35.398	234	242	8	1:45.554	30.730	221	<b>40.151</b>	223	34.673	236	245
3	1:45.773	30.813	220	40.309	<b>224</b>	34.651	235	244	9	1:49.736	30.949	221	44.011	215	34.776	236	<b>247</b>
4	<b>1:45.378</b>	30.615	221	40.153	224	<b>34.610</b>	234	245	10	1:45.493	30.557	221	40.220	224	34.716	<b>237</b>	246
5	1:57.704	30.687	221	41.323	199	45.694		244	11	1:48.170	<b>30.549</b>	<b>222</b>	40.279	224	37.342	233	246
6	8:09.533	6:47.348	216	45.788	159	36.397	234		12		33.010	219	46.342	175			243

<b>34</b>	Max Sandritter, DEU/ Philip Geipel, DEU								<b>theoretical besttime: 1:46.165</b>								
1	2:37.353	1:12.252	149	48.941	183	36.160	241		5	1:46.703	31.110	<b>230</b>	40.742	228	34.851	<b>243</b>	253
2	1:46.875	31.269	227	40.804	228	34.802	242	251	6	1:55.049	31.195	228	40.803	<b>230</b>	43.051		<b>254</b>
3	<b>1:46.216</b>	<b>30.952</b>	228	<b>40.566</b>	229	34.698	243	253	7		3:18.041	190	43.947	170			
4	1:46.458	31.015	229	40.796	228	<b>34.647</b>	243	<b>254</b>									

<b>36</b>	Christian Engelhart, DEU/ Nick Tandy, GBR								<b>theoretical besttime: 1:43.412</b>								
1	24:20.829	22:48.577	218	48.788	174	43.464	241		4	1:50.392	<b>30.180</b>	226	43.493	168	36.719	241	251
2	1:44.214	30.685	225	39.829	227	33.700	<b>242</b>	250	5	1:44.031	30.434	226	39.893	226	33.704	241	251
3	<b>1:43.438</b>	30.206	<b>226</b>	<b>39.730</b>	<b>227</b>	<b>33.502</b>	241	<b>253</b>	6	2:00.924	31.854	225	43.388	211	45.682		250

<b>37</b>	Sascha Bert, DEU/ Christopher Brück, DEU								<b>theoretical besttime: 1:45.443</b>								
1	15:55.022	14:33.012	216	44.536	148	37.474	234		6	<b>1:45.443</b>	<b>30.732</b>	222	<b>40.296</b>	<b>224</b>	<b>34.415</b>	235	247
2	1:46.870	31.409	221	40.836	223	34.625	236	244	7	1:45.770	30.748	222	40.500	222	34.522	236	246
3	1:59.348	31.544	222	42.560	220	45.244		<b>247</b>	8	1:45.728	30.866	<b>223</b>	40.405	223	34.457	236	246
4	4:57.450	3:41.477	221	41.051	221	34.922	236		9	1:58.512	32.515	202	41.576	222	44.421		247
5	1:45.834	30.815	222	40.526	222	34.493	<b>236</b>	246	10		6:08.646	214	43.811	208			





# ADAC GT Masters

## Lap analysis Qualifying 2

Provisional



Lausitzring, Length: 4534 m

Air temperature: 24.2°C

Track temperature: 25.1°C

Weather condition: Dry



Reg. Nr.: 259/2012

Friday 24.8.2012 16:55



Lap	Time	SE1	SP1	SE2	SP2	SE3	SP3	TSP	Lap	Time	SE1	SP1	SE2	SP2	SE3	SP3	TSP
<b>38</b>	Jesse Krohn, FIN/ Nicolas Verdonck, BEL								<b>theoretical besttime:</b>								
1	40:18.801	<b>216</b>		42.742	<b>219</b>												

<b>40</b>	Christopher Haase, DEU/ Christian Mamerow, DEU								<b>theoretical besttime: 1:44.148</b>								
1	10:19.357	8:47.179	179	45.175	184	47.003			6	1:47.720	32.195	220	40.902	220	34.623	234	245
2	2:24.215	53.298	147	52.730	178	38.187	231		7	1:44.897	30.342	<b>221</b>	40.272	221	34.283	235	244
3	1:46.514	30.767	220	41.010	216	34.737	233	241	8	1:44.442	30.606	220	<b>39.707</b>	<b>223</b>	34.129	233	<b>245</b>
4	1:47.828	30.501	220	39.919	219	37.408	234	241	9	<b>1:44.348</b>	<b>30.316</b>	220	39.907	222	<b>34.125</b>	234	244
5	1:44.940	30.560	220	39.912	220	34.468	<b>236</b>	244	10		31.246	219	41.515	219			244

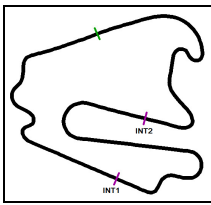
<b>41</b>	Simon Knap, NLD/ Jeroen den Boer, NLD								<b>theoretical besttime: 1:44.181</b>								
1	12:44.414	10:54.992	133	57.797	148	51.625			7	1:44.706	30.485	218	40.049	221	34.172	232	242
2	2:20.138	51.658	209	49.417	142	39.063	229		8	1:44.653	<b>30.261</b>	219	40.092	221	34.300	233	241
3	1:47.221	31.019	217	40.534	217	35.668	232	238	9	<b>1:44.244</b>	30.264	<b>219</b>	39.817	<b>224</b>	<b>34.163</b>	<b>235</b>	243
4	1:52.422	30.598	218	46.988	221	34.836	233	241	10	1:57.152	31.811	215	41.055	222	44.286		<b>244</b>
5	1:44.792	30.564	219	39.843	222	34.385	233	242	11		3:38.999	197	42.943	222			
6	1:45.087	31.007	218	<b>39.757</b>	223	34.323	233	243									

<b>42</b>	Jan Seyffarth, DEU/ Karl Wendlinger, AUT								<b>theoretical besttime: 1:45.575</b>								
1	5:51.281	4:27.430	212	46.882	201	36.969	230		5	2:09.074	31.129	219	46.696	199	51.249		<b>242</b>
2	1:47.525	31.576	219	40.905	220	35.044	<b>233</b>	240	6	13:51.660	12:17.676	213	44.505	213	49.479		
3	<b>1:45.575</b>	<b>30.693</b>	<b>220</b>	<b>40.273</b>	<b>221</b>	<b>34.609</b>	232	<b>242</b>	7		3:33.960	169	43.640	206			
4	1:50.247	30.700	220	40.999	193	38.548	232	242									

<b>43</b>	Gottfried Grasser, AUT/ Carsten Seifert, DEU								<b>theoretical besttime: 1:47.937</b>								
1	10:07.938	8:33.139	132	53.648	154	41.151	229		7	2:02.873	31.568	219	44.261	187	47.044		240
2	2:20.908	32.335	217	42.144	218	1:06.429		237	8	3:39.253	2:18.949	209	44.188	215	36.116	231	
3	6:08.944	4:44.464	211	45.700	207	38.780	231		9	1:48.108	31.386	219	<b>41.346</b>	220	<b>35.376</b>	<b>233</b>	240
4	1:50.768	32.461	218	42.258	218	36.049	229	240	10	1:48.621	31.468	219	41.348	220	35.805	232	240
5	1:50.678	32.489	219	42.208	219	35.981	230	238	11	<b>1:48.055</b>	<b>31.215</b>	<b>220</b>	41.429	<b>221</b>	35.411	230	<b>241</b>
6	1:49.362	32.005	219	41.681	218	35.676	230	239	12		32.979	213	46.336	168			225

<b>44</b>	Jan Stovicek, CZE/ Erik Janis, CZE								<b>theoretical besttime: 1:44.158</b>								
1	21:01.346	19:35.291	148	42.978	217	43.077			7	1:44.881	30.293	221	40.072	225	34.516	236	246
2	2:03.600	46.843	220	41.250	221	35.507	235		8	1:44.666	30.263	223	40.089	<b>226</b>	34.314	236	246
3	1:44.408	30.408	222	<b>39.904</b>	223	34.096	235	244	9	1:44.976	30.219	223	40.366	224	34.391	237	247
4	<b>1:44.198</b>	<b>30.205</b>	222	39.944	223	<b>34.049</b>	236	245	10	1:45.777	30.238	<b>224</b>	40.443	224	35.096	<b>237</b>	247
5	1:47.800	30.388	222	40.791	217	36.621	236	247	11		30.451	223	42.860	191			<b>248</b>
6	1:44.639	30.288	222	40.165	223	34.186	235	246									

<b>51</b>	Christoph Schrezenmeier, DEU/ Norbert Janz, DEU								<b>theoretical besttime: 1:47.839</b>								
1	6:49.281	5:26.220	217	45.988	218	37.073	237		6	1:48.738	31.870	225	41.681	<b>222</b>	35.187	240	249
2	1:53.434	33.300	<b>226</b>	42.531	222	37.603	238	249	7	<b>1:48.006</b>	<b>31.424</b>	224	41.465	221	35.117	239	250
3	1:48.872	31.588	225	42.264	222	<b>35.020</b>	239	248	8	1:48.247	31.589	224	<b>41.395</b>	222	35.263	<b>240</b>	250
4	2:01.506	31.814	224	42.211	218	47.481		250	9		34.636	183	46.758	174			<b>250</b>
5	4:28.128	3:07.759	221	42.239	221	38.130	240										



# ADAC GT Masters

## Vmax list Qualifying 2

Provisional



Lausitzring, Length: 4534 m

Air temperature: 24.2°C

Track temperature: 25.1°C

Weather condition: Dry

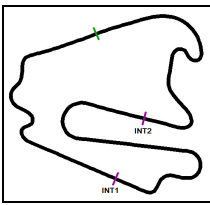


Reg. Nr.: 259/2012

Friday 24.8.2012 16:55

**ADAC Masters  
Weekend**

Nr	Team, Car, Driver, Nat	Top speed
26	<b>Team GT 3 Kasko, Porsche 911 GT3 R</b> Bourdeaux Rene , DEU Renauer Alfred , DEU	253,76 km/h
15	<b>FACH AUTO TECH, Porsche 911 GT3 R</b> Dolenc Swen , DEU Ragginger Martin , AUT	253,64 km/h
34	<b>YACO Racing powered by Jochen Schweizer, Chevrolet Ca</b> Sandritter Max , DEU Geipel Philip , DEU	253,52 km/h
25	<b>Team GT 3 Kasko, Porsche 911 GT3 R</b> Engelhardt Georg , DEU Seefried Marco , DEU	252,81 km/h
36	<b>Team Geyer&amp;Weinig EDV Schütz Motorsport, Porsche 911 GT3 R</b> Engelhart Christian , DEU Tandy Nick , GBR	252,57 km/h
28	<b>Callaway Competition, Corvette Z06.R GT3</b> Alessi Diego , ITA Keilwitz Daniel , DEU	252,16 km/h
18	<b>Callaway Competition, Corvette Z06.R GT3</b> Seiler Toni , CHE Kechele Frank , DEU	251,98 km/h
6	<b>Farnbacher ESET Racing, Porsche 911 GT3 R</b> Farnbacher Mario , DEU Kentenich Niclas , DEU	251,98 km/h
17	<b>Callaway Competition, Corvette Z06.R GT3</b> Lips Remo , CHE Schmickler Frank , DEU	251,63 km/h
29	<b>FROGREEN CO2 neutral, Porsche 911 GT3 R</b> Renauer Robert , DEU Armino Nicolas , FRA	250,70 km/h
51	<b>Team GT 3 Kasko, Porsche 911 GT3 R</b> Schrezenmeier Christoph , DEU Janz Norbert , DEU	250,41 km/h
16	<b>FACH AUTO TECH, Porsche 911 GT3 R</b> Gugger Andrina , CHE Klohs Otto , DEU	250,29 km/h
1	<b>ALPINA, BMW Alpina B6 GT3</b> Lunardi Dino , FRA Martin Maxime , BEL	250,17 km/h
5	<b>kfzteile24 MS RACING Team, Mercedes Benz SLS AMG GT3</b> Asch Sebastian , DEU Götz Maximilian , DEU	250,17 km/h



# ADAC GT Masters

## Vmax list Qualifying 2

Provisional



Lausitzring, Length: 4534 m  
Air temperature: 24.2°C  
Track temperature: 25.1°C  
Weather condition: Dry

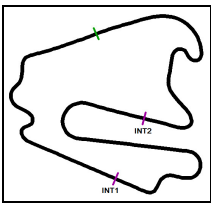
**DMSB** Reg. Nr.: 259/2012  
Deutscher Motor Sport Bund e.V.

Friday 24.8.2012 16:55

**ADAC Masters  
Weekend**

Nr	Team, Car, Driver, Nat	Top speed
4	<b>kfzteile24 MS RACING Team, Mercedes Benz SLS AMG GT3</b> Stoll Florian , DEU Dobitsch Daniel , AUT	249,42 km/h
27	<b>Callaway Competition, Corvette Z06.R GT3</b> Wirth Andreas , DEU Frentzen Heinz-Harald , DEU	248,91 km/h
14	<b>MRS GT-Racing, McLaren MP4-12C GT3</b> Ott Christian , DEU Barth Fredy , CHE	248,28 km/h
44	<b>HEICO-GRAVITY CHAROUZ TEAM, Mercedes Benz SLS AM</b> Stovicek Jan , CZE Janis Erik , CZE	247,99 km/h
8	<b>Heico Motorsport, Mercedes Benz SLS AMG GT3</b> Baumann Dominik , AUT Proczyk Harald , AUT	247,48 km/h
37	<b>Gemballa Racing, McLaren MP4-12C GT3</b> Bert Sascha , DEU Brück Christopher , DEU	247,42 km/h
10	<b>Schöner Wohnen Polarweiss Team HEICO, Mercedes Benz</b> Arnold Lance David , DEU Margaritis Alexandros , GRC	247,25 km/h
9	<b>HEICO Junior Team, Mercedes Benz SLS AMG GT3</b> Buhk Maximilian , DEU Simonsen Andreas , SWE	246,86 km/h
33	<b>Young Driver AMR, Aston Martin V12 Vantage GT3</b> Poulsen Kristian , DEN Nygaard Christoffer , DEN	246,74 km/h
2	<b>Liqui Moly Team Engstler, BMW Alpina B6 GT3</b> Spengler Florian , DEU Leidinger Johannes , DEU	246,52 km/h
7	<b>Heico Motorsport, Mercedes Benz SLS AMG GT3</b> Heyer Kenneth , DEU Frankenhout Christiaan , NLD	246,18 km/h
20	<b>Schubert Motorsport, BMW Z4 GT3</b> Hürtgen Claudia , DEU Schwager Dominik , DEU	246,13 km/h
40	<b>MAMEROW Racing, AUDI R8 LMS ultra</b> Haase Christopher , DEU Mamerow Christian , DEU	245,29 km/h
41	<b>DB Motorsport, BMW Z4 GT3</b> Knap Simon , NLD den Boer Jeroen , NLD	244,40 km/h





# ADAC GT Masters

## Vmax list Qualifying 2

Provisional



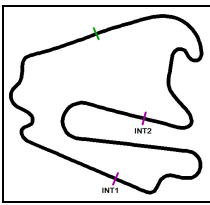
Lausitzring, Length: 4534 m  
Air temperature: 24.2°C  
Track temperature: 25.1°C  
Weather condition: Dry

**DMSB** Reg. Nr.: 259/2012  
Deutscher Motor Sport Bund e.V.

Friday 24.8.2012 16:55

**ADAC Masters  
Weekend**

Nr	Team, Car, Driver, Nat	Top speed
23	<b>WestCoastRacing, BMW Z4 GT3</b> Öhlin Martin , SWE Lestrup Fredrik , SWE	244,01 km/h
32	<b>Young Driver AMR, Aston Martin V12 Vantage GT3</b> Stuck Ferdinand , AUT Stuck Johannes , AUT	243,96 km/h
22	<b>Prosperia uhc speed, AUDI R8 LMS ultra</b> Tilke Carsten , DEU Abt Christian , DEU	242,10 km/h
42	<b>SMS Seyffarth Motorsport, Mercedes Benz SLS AMG GT3</b> Seyffarth Jan , DEU Wendlinger Karl , AUT	241,94 km/h
11	<b>Team rhino's Leipert Motorsport, Lamborghini Gallardo LP</b> Mengesdorf David , DEU Bader Raffael , CHE	241,88 km/h
21	<b>Prosperia uhc speed, AUDI R8 LMS ultra</b> Sandström Edward , SWE Mies Christopher , DEU	241,18 km/h
31	<b>Schulze Motorsport, Nissan GT-R GT3</b> Schulze Michael , DEU Schulze Tobias , DEU	241,02 km/h
43	<b>GRT Grasser Racing Team, Lamborghini Gallardo LP600+</b> Grasser Gottfried , AUT Seifert Carsten , DEU	240,86 km/h
38	<b>Lambda Performance, Ford GT GT3</b> Krohn Jesse , FIN Verdonck Nicolas , BEL	km/h



# ADAC GT Masters

## Start Grid Race 2

Provisional



Lausitzring, Length: 4534 m  
Air temperature: 23.7°C  
Track temperature: 30.3°C  
Weather condition: Dry

**DMSB** Reg. Nr.: 259/2012  
Deutscher Motor Sport Bund e.V.

Sunday 26.8.2012 12:30

**ADAC Masters  
Weekend**

### POLE POSITION

15	<b>FACH AUTO TECH</b> Swen Dolenc/ Martin Ragginger	1:43.351
29	<b>FROGREEN CO2 neutral</b> Robert Renauer/ Nicolas Armindo	1:43.834
5	<b>kfzteile24 MS RACING Team</b> Sebastian Asch/ Maximilian Götz	1:43.962
20	<b>Schubert Motorsport</b> Claudia Hürtgen/ Dominik Schwager	1:44.065
41	<b>DB Motorsport</b> Simon Knap/ Jeroen den Boer	1:44.244
7	<b>Heico Motorsport</b> Kenneth Heyer/ Christiaan Frankenhout	1:44.287
25	<b>Team GT 3 Kasko</b> Georg Engelhardt/ Marco Seefried	1:44.482
8	<b>Heico Motorsport</b> Dominik Baumann/ Harald Proczyk	1:44.713
4	<b>kfzteile24 MS RACING Team</b> Florian Stoll/ Daniel Dobitsch	1:44.726
44	<b>HEICO-GRAVITY CHAROUZ TEAM</b> Jan Stovicek/ Erik Janis	1:44.198
22	<b>Prosperia uhc speed</b> Carsten Tilke/ Christian Abt	1:44.946
33	<b>Young Driver AMR</b> Kristian Poulsen/ Christoffer Nygaard	1:45.378
42	<b>SMS Seyffarth Motorsport</b> Jan Seyffarth/ Karl Wendlinger	1:45.575
2	<b>Liqui Moly Team Engstler</b> Florian Spengler/ Johannes Leidinger	1:45.898
34	<b>YACO Racing powered by Jochen</b> Max Sandritter/ Philip Geipel	1:46.216
43	<b>GRT Grasser Racing Team</b> Gottfried Grasser/ Carsten Seifert	1:48.055
38	<b>Lambda Performance</b> Jesse Krohn/ Nicolas Verdonck	

- 1
- 2
- 3
- 4
- 5
- 6
- 7
- 8
- 9
- 10
- 11
- 12
- 13
- 14
- 15
- 16
- 17

36	<b>Team Geyer&amp;Weinig EDV Schütz I</b> Christian Engelhart/ Nick Tandy	1:43.438
1	<b>ALPINA</b> Dino Lunardi/ Maxime Martin	1:43.902
26	<b>Team GT 3 Kasko</b> Rene Bourdeaux/ Alfred Renauer	1:44.045
28	<b>Callaway Competition</b> Diego Alessi/ Daniel Keilwitz	1:44.143
18	<b>Callaway Competition</b> Toni Seiler/ Frank Kechele	1:44.282
21	<b>Prosperia uhc speed</b> Edward Sandström/ Christopher Mies	1:44.330
9	<b>HEICO Junior Team</b> Maximilian Buhk/ Andreas Simonsen	1:44.550
23	<b>WestCoastRacing</b> Martin Öhlin/ Fredrik Lestrup	1:44.716
10	<b>Schöner Wohnen Polarweiss Team</b> Lance David Arnold/ Alexandros Margaritis	1:44.845
6	<b>Farnbacher ESET Racing</b> Mario Farnbacher/ Niclas Kentenich	1:44.946
14	<b>MRS GT-Racing</b> Christian Ott/ Fredy Barth	1:45.249
37	<b>Gemballa Racing</b> Sascha Bert/ Christopher Brück	1:45.443
11	<b>Team rhino's Leipert Motorsport</b> David Mengesdorf/ Raffael Bader	1:45.792
17	<b>Callaway Competition</b> Remo Lips/ Frank Schmickler	1:45.903
16	<b>FACH AUTO TECH</b> Andrina Gugger/ Otto Klohs	1:46.815
31	<b>Schulze Motorsport</b> Michael Schulze/ Tobias Schulze	1:46.290

penalty for car no. 44 drop of 10 grid position, stewards decision no. 5  
withdraw car no. 40,51,27,32  
allowance to start 38,31

Publications Time:

Clerk of the course:

Time Keeping: