

ADAC GT Masters

Results Qualifying 1

Provisional



Lausitzring, Length: 4534 m
Air temperature: 24.0°C
Track temperature: 25.4°C
Weather condition: Dry

DMSB Reg. Nr.: 259/2012
Deutscher Motor Sport Bund e.V.

Friday 24.8.2012 16:05

**ADAC Masters
Weekend**

started : 37 classified : 37 not classified : 0

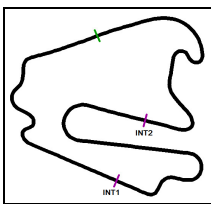
| | Drivers | Team | Car | Lap | Best Time | Gap | Diff | Kph | Day Time |
|----|-------------------------------------|-------------------------------------|------------------------------|-----|-----------------|-------|-------|-------|----------|
| 1 | 36 C.Engelhart/N.Tandy | Team Geyer&Weinig EDV Schütz M | Porsche 911 GT3 R | 4 | 1:43.911 | | | 157,1 | 16:33:37 |
| 2 | 4 F.Stoll/D.Dobitsch | kfzteile24 MS RACING Team(DEU) | Mercedes Benz SLS AMG GT3 | 3 | 1:44.071 | 0.160 | 0.160 | 156,8 | 16:30:21 |
| 3 | 29 R.Renauer/N.Armino | FROGREEN CO2 neutral(DEU) | Porsche 911 GT3 R | 4 | 1:44.136 | 0.225 | 0.065 | 156,7 | 16:31:35 |
| 4 | 20 C.Hürtgen/D.Schwager | Schubert Motorsport(DEU) | BMW Z4 GT3 | 4 | 1:44.333 | 0.422 | 0.197 | 156,4 | 16:30:33 |
| 5 | 5 S.Asch/M.Götz | kfzteile24 MS RACING Team(DEU) | Mercedes Benz SLS AMG GT3 | 6 | 1:44.442 | 0.531 | 0.109 | 156,3 | 16:41:40 |
| 6 | 6 M.Farnbacher/N.Kentenich | Farnbacher ESET Racing(DEU) | Porsche 911 GT3 R | 3 | 1:44.530 | 0.619 | 0.088 | 156,2 | 16:24:28 |
| 7 | 9 M.Buhk/A.Simonsen | HEICO Junior Team(DEU) | Mercedes Benz SLS AMG GT3 | 11 | 1:44.646 | 0.735 | 0.116 | 156,0 | 16:45:28 |
| 8 | 15 S.Dolenc(*A*)/M.Ragginger | FACH AUTO TECH(CHE) | Porsche 911 GT3 R | 4 | 1:44.765 | 0.854 | 0.119 | 155,8 | 16:35:24 |
| 9 | 28 D.Alessi/D.Keilwitz | Callaway Competition(DEU) | Corvette Z06.R GT3 | 10 | 1:44.780 | 0.869 | 0.015 | 155,8 | 16:40:18 |
| 10 | 27 A.Wirth/H.Frentzen | Callaway Competition(DEU) | Corvette Z06.R GT3 | 4 | 1:44.803 | 0.892 | 0.023 | 155,7 | 16:30:28 |
| 11 | 8 D.Baumann/H.Proczyk | Heico Motorsport(DEU) | Mercedes Benz SLS AMG GT3 | 11 | 1:44.846 | 0.935 | 0.043 | 155,7 | 16:45:51 |
| 12 | 10 L.Arnold/A.Margaritis | Schöner Wohnen Polarweiss Team | Mercedes Benz SLS AMG GT3 | 11 | 1:44.977 | 1.066 | 0.131 | 155,5 | 16:43:38 |
| 13 | 41 S.Knap/J.den Boer | DB Motorsport(NLD) | BMW Z4 GT3 | 7 | 1:44.990 | 1.079 | 0.013 | 155,5 | 16:30:10 |
| 14 | 23 M.Öhlin/F.Lestrup | WestCoastRacing(SWE) | BMW Z4 GT3 | 9 | 1:45.055 | 1.144 | 0.065 | 155,4 | 16:29:58 |
| 15 | 38 J.Krohn/N.Verdonck | Lambda Performance(DEU) | Ford GT GT3 | 3 | 1:45.104 | 1.193 | 0.049 | 155,3 | 16:37:00 |
| 16 | 1 D.Lunardi/M.Martin | ALPINA(DEU) | BMW Alpina B6 GT3 | 10 | 1:45.175 | 1.264 | 0.071 | 155,2 | 16:39:32 |
| 17 | 21 E.Sandström/C.Mies | Prosperia uhc speed(DEU) | AUDI R8 LMS ultra | 4 | 1:45.300 | 1.389 | 0.125 | 155,0 | 16:29:32 |
| 18 | 42 J.Seyffarth/K.Wendlinger | SMS Seyffarth Motorsport(DEU) | Mercedes Benz SLS AMG GT3 | 3 | 1:45.421 | 1.510 | 0.121 | 154,8 | 16:18:17 |
| 19 | 11 D.Mengesdorf/R.Bader | Team rhino's Leipert Motorsport(DE) | Lamborghini Gallardo LP600+ | 7 | 1:45.482 | 1.571 | 0.061 | 154,7 | 16:30:15 |
| 20 | 33 K.Poulsen(*A*)/C.Nygaard | Young Driver AMR(DEU) | Aston Martin V12 Vantage GT3 | 9 | 1:45.521 | 1.610 | 0.039 | 154,7 | 16:43:47 |
| 21 | 40 C.Haase/C.Mamerow | MAMEROW Racing(DEU) | AUDI R8 LMS ultra | 8 | 1:45.607 | 1.696 | 0.086 | 154,6 | 16:31:15 |
| 22 | 26 R.Bourdeaux(*A*)/A.Renauer | Team GT 3 Kasko(DEU) | Porsche 911 GT3 R | 7 | 1:45.640 | 1.729 | 0.033 | 154,5 | 16:30:24 |
| 23 | 32 F.Stuck/J.Stuck | Young Driver AMR(DEU) | Aston Martin V12 Vantage GT3 | 9 | 1:45.723 | 1.812 | 0.083 | 154,4 | 16:45:43 |
| 24 | 51 C.Schrezenmeier(*A*)/N.Janz(*A*) | Team GT 3 Kasko(DEU) | Porsche 911 GT3 R | 8 | 1:45.809 | 1.898 | 0.086 | 154,3 | 16:30:31 |
| 25 | 16 A.Gugger(*A*)/O.Klohs(*A*) | FACH AUTO TECH(CHE) | Porsche 911 GT3 R | 3 | 1:45.848 | 1.937 | 0.039 | 154,2 | 16:19:16 |
| 26 | 37 S.Bert/C.Brück | Gemballa Racing(DEU) | McLaren MP4-12C GT3 | 7 | 1:46.022 | 2.111 | 0.174 | 154,0 | 16:26:32 |
| 27 | 7 K.Heyer/C.Frankenhou | Heico Motorsport(DEU) | Mercedes Benz SLS AMG GT3 | 11 | 1:46.083 | 2.172 | 0.061 | 153,9 | 16:40:07 |
| 28 | 2 F.Spengler/J.Leidinger | Liqui Moly Team Engstler(DEU) | BMW Alpina B6 GT3 | 8 | 1:46.090 | 2.179 | 0.007 | 153,9 | 16:37:29 |
| 29 | 31 M.Schulze/T.Schulze | Schulze Motorsport(DEU) | Nissan GT-R GT3 | 10 | 1:46.311 | 2.400 | 0.221 | 153,5 | 16:43:21 |
| 30 | 25 G.Engelhardt(*A*)/M.Seefried | Team GT 3 Kasko(DEU) | Porsche 911 GT3 R | 4 | 1:46.514 | 2.603 | 0.203 | 153,2 | 16:20:58 |
| 31 | 18 T.Seiler(*A*)/F.Kechele | Callaway Competition(DEU) | Corvette Z06.R GT3 | 7 | 1:46.549 | 2.638 | 0.035 | 153,2 | 16:29:55 |
| 32 | 43 G.Grasser/C.Seifert | GRT Grasser Racing Team(AUT) | Lamborghini Gallardo LP600+ | 10 | 1:46.981 | 3.070 | 0.432 | 152,6 | 16:36:54 |
| 33 | 34 M.Sandritter/P.Geipel | YACO Racing powered by Jochen S | Chevrolet Camaro GT3 | 8 | 1:47.191 | 3.280 | 0.210 | 152,3 | 16:42:42 |
| 34 | 14 C.Ott/F.Barth | MRS GT-Racing(DEU) | McLaren MP4-12C GT3 | 11 | 1:47.229 | 3.318 | 0.038 | 152,2 | 16:41:08 |
| 35 | 17 R.Lips(*A*)/F.Schmickler | Callaway Competition(DEU) | Corvette Z06.R GT3 | 11 | 1:47.433 | 3.522 | 0.204 | 151,9 | 16:40:22 |
| 36 | 44 J.Stovicek(*A*)/E.Janis | HEICO-GRAVITY CHAROUZ TEAM | Mercedes Benz SLS AMG GT3 | 12 | 1:47.977 | 4.066 | 0.544 | 151,2 | 16:29:40 |
| 37 | 22 C.Tilke(*A*)/C.Abt | Prosperia uhc speed(DEU) | AUDI R8 LMS ultra | 12 | 1:48.015 | 4.104 | 0.038 | 151,1 | 16:40:29 |

Subject to final scrutineering!

Publications Time:

Clerk of the course:

Time Keeping:



ADAC GT Masters

Lap analysis Qualifying 1

Provisional



Lausitzring, Length: 4534 m

Air temperature: 24.0°C

Track temperature: 25.4°C

Weather condition: Dry



Reg. Nr.: 259/2012

Friday 24.8.2012 16:05

**ADAC Masters
Weekend**

| Lap | Time | SE1 | SP1 | SE2 | SP2 | SE3 | SP3 | TSP | Lap | Time | SE1 | SP1 | SE2 | SP2 | SE3 | SP3 | TSP |
|----------|---------------------------------------|-----------|------------|---------------|------------|--------|-----|-----|---------------------------------------|-----------------|---------------|------------|--------|-----|---------------|------------|------------|
| 1 | Dino Lunardi, FRA/ Maxime Martin, BEL | | | | | | | | theoretical besttime: 1:44.885 | | | | | | | | |
| 1 | 12:44.268 | 11:25.093 | 172 | 44.018 | 220 | 35.157 | 236 | | 7 | 7:25.024 | 6:05.768 | 128 | 44.761 | 226 | 34.495 | 238 | |
| 2 | 1:45.482 | 30.922 | 223 | 40.238 | 225 | 34.322 | 238 | 247 | 8 | 1:49.622 | 31.479 | 222 | 40.701 | 220 | 37.442 | 237 | 248 |
| 3 | 1:46.853 | 30.825 | 224 | 41.508 | 221 | 34.520 | 238 | 249 | 9 | 1:45.597 | 30.436 | 224 | 40.510 | 226 | 34.651 | 239 | 248 |
| 4 | 1:49.321 | 31.081 | 223 | 41.155 | 195 | 37.085 | 238 | 249 | 10 | 1:45.175 | 30.619 | 225 | 40.345 | 226 | 34.211 | 239 | 249 |
| 5 | 1:45.286 | 30.692 | 225 | 40.357 | 227 | 34.237 | 239 | 249 | 11 | 2:10.105 | 30.677 | 224 | 46.161 | 186 | 53.267 | | 250 |
| 6 | 1:55.478 | 31.741 | 219 | 40.711 | 226 | 43.026 | | 249 | | | | | | | | | |

| | | | | | | | | | | | | | | | | | |
|----------|--|-----------|------------|--------|-----|---------------|-----|-----|---------------------------------------|-----------------|---------------|-----|---------------|------------|--------|------------|------------|
| 2 | Florian Spengler, DEU/ Johannes Leidinger, DEU | | | | | | | | theoretical besttime: 1:45.934 | | | | | | | | |
| 1 | 7:33.390 | 6:10.326 | 139 | 45.424 | 199 | 37.640 | 232 | | 8 | 1:46.090 | 30.828 | 222 | 40.536 | 225 | 34.726 | 236 | 247 |
| 2 | 1:47.391 | 31.619 | 221 | 40.872 | 223 | 34.900 | 235 | 242 | 9 | 1:46.275 | 30.935 | 222 | 40.669 | 222 | 34.671 | 238 | 246 |
| 3 | 1:47.495 | 31.231 | 221 | 40.952 | 223 | 35.312 | 236 | 245 | 10 | 1:55.598 | 31.055 | 222 | 41.336 | 225 | 43.207 | | 249 |
| 4 | 1:56.243 | 31.431 | 223 | 41.272 | 221 | 43.540 | | 247 | 11 | 2:37.979 | 1:19.515 | 133 | 43.140 | 224 | 35.324 | 237 | |
| 5 | 14:05.502 | 12:47.607 | 204 | 42.213 | 214 | 35.682 | 234 | | 12 | 1:46.090 | 30.958 | 223 | 40.480 | 225 | 34.652 | 237 | 247 |
| 6 | 1:46.554 | 31.128 | 221 | 40.644 | 223 | 34.782 | 237 | 244 | 13 | 2:11.406 | 33.483 | 175 | 45.598 | 179 | 52.325 | | 248 |
| 7 | 1:46.206 | 31.063 | 223 | 40.517 | 224 | 34.626 | 236 | 247 | | | | | | | | | |

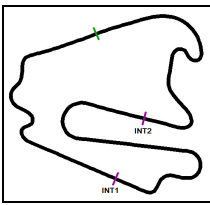
| | | | | | | | | | | | | | | | | | |
|----------|--|---------------|-----|---------------|------------|---------------|-----|-----|---------------------------------------|----------|--------|------------|--------|-----|--------|------------|------------|
| 4 | Florian Stoll, DEU/ Daniel Dobitsch, AUT | | | | | | | | theoretical besttime: 1:44.071 | | | | | | | | |
| 1 | 21:51.420 | 20:26.281 | 156 | 49.092 | 215 | 36.047 | 235 | | 6 | 1:44.873 | 30.557 | 223 | 40.104 | 226 | 34.212 | 237 | 246 |
| 2 | 1:45.819 | 31.375 | 221 | 40.218 | 225 | 34.226 | 237 | 246 | 7 | 1:44.668 | 30.321 | 224 | 40.088 | 225 | 34.259 | 238 | 248 |
| 3 | 1:44.071 | 30.284 | 223 | 39.873 | 226 | 33.914 | 237 | 248 | 8 | 1:48.717 | 32.364 | 214 | 41.192 | 222 | 35.161 | 237 | 249 |
| 4 | 1:55.572 | 30.354 | 223 | 40.094 | 225 | 45.124 | | 247 | 9 | 1:49.816 | 32.508 | 222 | 41.844 | 221 | 35.464 | 229 | 247 |
| 5 | 6:57.145 | 5:32.493 | 216 | 47.223 | 180 | 37.429 | 236 | | 10 | | 33.216 | 222 | 41.498 | 221 | | | 206 |

| | | | | | | | | | | | | | | | | | |
|----------|---|-----------|-----|--------|-----|--------|-----|-----|---------------------------------------|-----------------|---------------|------------|---------------|------------|---------------|------------|------------|
| 5 | Sebastian Asch, DEU/ Maximilian Götz, DEU | | | | | | | | theoretical besttime: 1:44.301 | | | | | | | | |
| 1 | 22:59.884 | 21:37.157 | 142 | 47.083 | 212 | 35.644 | 235 | | 6 | 1:44.442 | 30.358 | 222 | 39.949 | 225 | 34.135 | 237 | 247 |
| 2 | 1:45.437 | 31.078 | 221 | 40.125 | 224 | 34.234 | 238 | 245 | 7 | 1:44.451 | 30.263 | 223 | 39.903 | 225 | 34.285 | 238 | 248 |
| 3 | 1:44.785 | 30.285 | 222 | 40.039 | 224 | 34.461 | 236 | 247 | 8 | 1:45.766 | 30.503 | 223 | 40.622 | 221 | 34.641 | 237 | 248 |
| 4 | 1:52.974 | 30.320 | 221 | 39.978 | 224 | 42.676 | | 246 | 9 | 2:01.036 | 32.410 | 212 | 43.597 | 201 | 45.029 | | 248 |
| 5 | 6:32.495 | 5:11.789 | 220 | 44.578 | 205 | 36.128 | 236 | | | | | | | | | | |

| | | | | | | | | | | | | | | | | | |
|----------|--|---------------|------------|---------------|------------|---------------|-----|------------|---------------------------------------|----------|----------|-----|--------|-----|--------|------------|-----|
| 6 | Mario Farnbacher, DEU/ Niclas Kentenich, DEU | | | | | | | | theoretical besttime: 1:44.530 | | | | | | | | |
| 1 | 15:49.273 | 14:12.092 | 165 | 54.184 | 148 | 42.997 | 183 | | 6 | 4:50.359 | 3:35.525 | 222 | 40.481 | 225 | 34.353 | 245 | |
| 2 | 1:54.759 | 36.549 | 159 | 43.925 | 222 | 34.285 | 241 | 194 | 7 | 1:46.274 | 30.457 | 227 | 40.919 | 224 | 34.898 | 242 | 253 |
| 3 | 1:44.530 | 30.228 | 229 | 40.141 | 229 | 34.161 | 242 | 252 | 8 | 1:45.810 | 30.662 | 227 | 40.458 | 228 | 34.690 | 242 | 252 |
| 4 | 1:45.561 | 30.323 | 230 | 40.836 | 217 | 34.402 | 243 | 253 | 9 | 1:54.581 | 30.630 | 227 | 40.543 | 226 | 43.408 | | 252 |
| 5 | 1:53.931 | 31.025 | 227 | 40.505 | 227 | 42.401 | | 254 | | | | | | | | | |

| | | | | | | | | | | | | | | | | | |
|----------|--|----------|------------|--------|-----|--------|-----|------------|---------------------------------------|-----------------|---------------|------------|---------------|------------|---------------|------------|-----|
| 7 | Kenneth Heyer, DEU/ Christiaan Frankenhou, NLD | | | | | | | | theoretical besttime: 1:45.952 | | | | | | | | |
| 1 | 10:08.001 | 8:42.563 | 199 | 45.066 | 216 | 40.372 | 231 | | 7 | 1:55.730 | 32.243 | 219 | 41.392 | 221 | 42.095 | | 243 |
| 2 | 1:48.491 | 31.802 | 219 | 41.443 | 222 | 35.246 | 233 | 240 | 8 | 8:48.129 | 7:31.923 | 215 | 41.245 | 220 | 34.961 | 232 | |
| 3 | 1:46.992 | 31.409 | 219 | 40.811 | 221 | 34.772 | 232 | 242 | 9 | 1:46.547 | 31.123 | 219 | 40.629 | 223 | 34.795 | 232 | 242 |
| 4 | 1:47.429 | 31.506 | 219 | 41.107 | 219 | 34.816 | 234 | 242 | 10 | 1:46.364 | 31.003 | 220 | 40.690 | 221 | 34.671 | 234 | 242 |
| 5 | 1:46.725 | 30.946 | 220 | 41.050 | 220 | 34.729 | 234 | 243 | 11 | 1:46.083 | 30.756 | 220 | 40.760 | 222 | 34.567 | 232 | 243 |
| 6 | 1:46.429 | 31.127 | 220 | 40.667 | 222 | 34.635 | 234 | 244 | 12 | 1:57.423 | 31.088 | 220 | 42.993 | 215 | 43.342 | | 242 |

| | | | | | | | | | | | | | | | | | |
|----------|---|-----------|-----|--------|-----|--------|-----|-----|---------------------------------------|-----------------|---------------|------------|---------------|------------|---------------|------------|------------|
| 8 | Dominik Baumann, AUT/ Harald Proczyk, AUT | | | | | | | | theoretical besttime: 1:44.846 | | | | | | | | |
| 1 | 18:45.442 | 17:18.197 | 170 | 47.592 | 200 | 39.653 | 220 | | 7 | 5:57.583 | 4:42.134 | 219 | 41.002 | 222 | 34.447 | 234 | |
| 2 | 1:49.716 | 32.899 | 216 | 41.756 | 220 | 35.061 | 234 | 229 | 8 | 1:45.644 | 30.544 | 222 | 40.633 | 222 | 34.467 | 235 | 244 |
| 3 | 1:45.956 | 30.818 | 221 | 40.427 | 221 | 34.711 | 235 | 244 | 9 | 1:49.313 | 30.572 | 222 | 41.913 | 192 | 36.828 | 235 | 245 |
| 4 | 1:46.275 | 30.724 | 220 | 40.506 | 221 | 35.045 | 235 | 245 | 10 | 1:45.314 | 30.494 | 220 | 40.475 | 223 | 34.345 | 235 | 245 |
| 5 | 1:45.383 | 30.642 | 220 | 40.467 | 223 | 34.274 | 235 | 245 | 11 | 1:44.846 | 30.290 | 222 | 40.348 | 223 | 34.208 | 234 | 245 |
| 6 | 1:55.123 | 30.548 | 222 | 41.768 | 219 | 42.807 | | 245 | 12 | 2:07.531 | 31.957 | 194 | 46.272 | 217 | 49.302 | | 243 |



ADAC GT Masters

Lap analysis Qualifying 1

Provisional



Lausitzring, Length: 4534 m
Air temperature: 24.0°C
Track temperature: 25.4°C
Weather condition: Dry

DMSB Reg. Nr.: 259/2012
Deutscher Motor Sport Bund e.V.

**ADAC Masters
Weekend**

Friday 24.8.2012 16:05

| Lap | Time | SE1 | SP1 | SE2 | SP2 | SE3 | SP3 | TSP | Lap | Time | SE1 | SP1 | SE2 | SP2 | SE3 | SP3 | TSP |
|----------|---|-----------|-----|--------|-----|--------|-----|-----|---------------------------------------|-----------------|---------------|------------|---------------|------------|---------------|------------|------------|
| 9 | Maximilian Buhk, DEU/ Andreas Simonsen, SWE | | | | | | | | theoretical besttime: 1:44.482 | | | | | | | | |
| 1 | 15:11.646 | 13:45.770 | 130 | 49.803 | 212 | 36.073 | 233 | | 7 | 1:45.085 | 30.752 | 222 | 40.180 | 223 | 34.153 | 236 | 244 |
| 2 | 1:46.358 | 30.904 | 221 | 41.160 | 223 | 34.294 | 235 | 242 | 8 | 1:45.211 | 30.605 | 223 | 40.338 | 222 | 34.268 | 235 | 246 |
| 3 | 1:45.499 | 30.670 | 221 | 40.488 | 223 | 34.341 | 234 | 245 | 9 | 1:44.944 | 30.486 | 222 | 40.188 | 224 | 34.270 | 236 | 246 |
| 4 | 1:47.791 | 30.699 | 221 | 41.654 | 192 | 35.438 | 235 | 244 | 10 | 1:44.773 | 30.428 | 223 | 40.117 | 224 | 34.228 | 235 | 246 |
| 5 | 1:54.262 | 30.512 | 221 | 40.572 | 223 | 43.178 | | 245 | 11 | 1:44.646 | 30.458 | 223 | 39.901 | 224 | 34.287 | 235 | 245 |
| 6 | 9:18.004 | 7:54.880 | 214 | 45.931 | 209 | 37.193 | 234 | | 12 | 2:24.584 | 35.512 | 191 | 54.447 | 132 | 54.625 | | 245 |

| | | | | | | | | | | | | | | | | | |
|-----------|---|---------------|------------|--------|-----|---------------|------------|------------|---------------------------------------|-----------------|----------|-----|---------------|------------|--------|-----|-----|
| 10 | Lance David Arnold, DEU/ Alexandros Margaritis, GRC | | | | | | | | theoretical besttime: 1:44.833 | | | | | | | | |
| 1 | 13:50.655 | 12:32.805 | 196 | 42.648 | 219 | 35.202 | 231 | | 7 | 1:53.188 | 30.724 | 221 | 40.329 | 224 | 42.135 | | 244 |
| 2 | 1:46.306 | 31.069 | 220 | 40.683 | 220 | 34.554 | 234 | 241 | 8 | 8:48.482 | 7:32.794 | 191 | 40.707 | 219 | 34.981 | 234 | |
| 3 | 1:47.132 | 30.599 | 221 | 40.499 | 221 | 36.034 | 233 | 244 | 9 | 1:45.844 | 30.758 | 222 | 40.397 | 223 | 34.689 | 234 | 243 |
| 4 | 1:45.408 | 30.692 | 220 | 40.371 | 223 | 34.345 | 234 | 244 | 10 | 1:45.406 | 30.425 | 221 | 40.527 | 224 | 34.454 | 234 | 244 |
| 5 | 1:45.917 | 30.546 | 222 | 40.509 | 223 | 34.862 | 234 | 244 | 11 | 1:44.977 | 30.526 | 222 | 40.072 | 223 | 34.379 | 233 | 243 |
| 6 | 1:45.267 | 30.416 | 221 | 40.254 | 223 | 34.597 | 234 | 244 | 12 | 2:00.359 | 35.426 | 144 | 41.313 | 223 | 43.620 | | 243 |

| | | | | | | | | | | | | | | | | | |
|-----------|---|-----------|-----|--------|------------|--------|-----|-----|---------------------------------------|-----------------|---------------|------------|---------------|-----|---------------|------------|------------|
| 11 | David Mengesdorf, DEU/ Raffael Bader, CHE | | | | | | | | theoretical besttime: 1:45.478 | | | | | | | | |
| 1 | 14:36.315 | 12:53.618 | 132 | 56.185 | 125 | 46.512 | 230 | | 6 | 1:45.582 | 30.675 | 219 | 40.360 | 223 | 34.547 | 233 | 242 |
| 2 | 1:48.416 | 31.470 | 219 | 41.834 | 221 | 35.112 | 232 | 239 | 7 | 1:45.482 | 30.658 | 220 | 40.273 | 222 | 34.551 | 233 | 243 |
| 3 | 1:46.666 | 30.945 | 219 | 40.718 | 221 | 35.003 | 231 | 241 | 8 | 1:49.099 | 30.757 | 220 | 41.479 | 210 | 36.863 | 232 | 242 |
| 4 | 1:46.346 | 30.881 | 220 | 40.544 | 222 | 34.921 | 233 | 241 | 9 | 1:45.775 | 30.691 | 219 | 40.310 | 223 | 34.774 | 233 | 241 |
| 5 | 1:46.008 | 30.764 | 219 | 40.445 | 223 | 34.799 | 233 | 240 | 10 | 1:59.494 | 31.660 | 212 | 42.489 | 221 | 45.345 | | 242 |

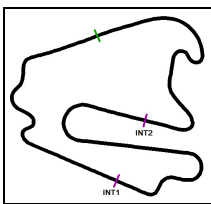
| | | | | | | | | | | | | | | | | | |
|-----------|--------------------------------------|-----------|-----|--------|-----|--------|------------|-----|---------------------------------------|-----------------|---------------|------------|---------------|------------|---------------|-----|------------|
| 14 | Christian Ott, DEU/ Fredy Barth, CHE | | | | | | | | theoretical besttime: 1:47.059 | | | | | | | | |
| 1 | 15:23.390 | 14:01.712 | 133 | 44.914 | 218 | 36.764 | 233 | | 7 | 1:59.261 | 31.883 | 217 | 42.039 | 220 | 45.339 | | 246 |
| 2 | 1:49.314 | 32.092 | 222 | 41.975 | 221 | 35.247 | 234 | 243 | 8 | 4:22.115 | 3:03.615 | 122 | 43.182 | 222 | 35.318 | 235 | |
| 3 | 1:48.469 | 31.607 | 221 | 41.465 | 222 | 35.397 | 235 | 245 | 9 | 1:47.230 | 31.369 | 222 | 40.734 | 223 | 35.127 | 236 | 246 |
| 4 | 1:47.624 | 31.219 | 221 | 41.208 | 222 | 35.197 | 236 | 245 | 10 | 1:47.443 | 31.198 | 222 | 40.966 | 222 | 35.279 | 235 | 246 |
| 5 | 1:47.969 | 31.392 | 222 | 41.053 | 222 | 35.524 | 236 | 246 | 11 | 1:47.229 | 31.212 | 222 | 40.780 | 223 | 35.237 | 236 | 245 |
| 6 | 1:47.555 | 31.321 | 221 | 40.919 | 222 | 35.315 | 236 | 246 | 12 | 1:59.615 | 32.465 | 221 | 41.795 | 221 | 45.355 | | 245 |

| | | | | | | | | | | | | | | | | | |
|-----------|---|---------------|-----|---------------|-----|--------|------------|-----|---------------------------------------|-----------------|--------|------------|--------|------------|---------------|-----|------------|
| 15 | Swen Dolenc, DEU/ Martin Ragginger, AUT | | | | | | | | theoretical besttime: 1:44.723 | | | | | | | | |
| 1 | 24:52.558 | 22:59.359 | 86 | 1:05.985 | 94 | 47.214 | 202 | | 4 | 1:44.765 | 30.516 | 226 | 40.262 | 228 | 33.987 | 240 | 252 |
| 2 | 2:02.424 | 36.830 | 140 | 48.132 | 225 | 37.462 | 239 | 214 | 5 | 2:02.988 | 33.465 | 207 | 42.888 | 205 | 46.635 | | 250 |
| 3 | 1:44.780 | 30.481 | 226 | 40.255 | 227 | 34.044 | 242 | 249 | | | | | | | | | |

| | | | | | | | | | | | | | | | | | |
|-----------|--------------------------------------|----------|------------|--------|------------|---------------|------------|------------|---------------------------------------|-----------|---------------|-----|---------------|-----|--------|-----|-----|
| 16 | Andrina Gugger, CHE/ Otto Klohs, DEU | | | | | | | | theoretical besttime: 1:45.556 | | | | | | | | |
| 1 | 10:41.634 | 9:15.869 | 143 | 48.860 | 157 | 36.905 | 239 | | 7 | 12:51.433 | 11:31.711 | 165 | 45.093 | 222 | 34.629 | 238 | |
| 2 | 1:48.140 | 31.580 | 226 | 41.819 | 225 | 34.741 | 240 | 249 | 8 | 1:45.931 | 30.792 | 225 | 40.686 | 221 | 34.453 | 239 | 248 |
| 3 | 1:45.848 | 30.721 | 226 | 40.770 | 224 | 34.357 | 240 | 250 | 9 | 2:08.319 | 30.596 | 225 | 1:02.325 | 205 | 35.398 | 239 | 249 |
| 4 | 1:48.843 | 31.280 | 209 | 42.861 | 224 | 34.702 | 239 | 250 | 10 | 1:46.349 | 30.772 | 225 | 40.903 | 223 | 34.674 | 239 | 249 |
| 5 | 1:46.869 | 30.608 | 226 | 41.393 | 223 | 34.868 | 239 | 248 | 11 | 1:45.864 | 30.513 | 226 | 40.806 | 224 | 34.545 | 238 | 249 |
| 6 | 2:00.543 | 30.652 | 226 | 40.822 | 224 | 49.069 | | 248 | 12 | 1:56.842 | 31.268 | 224 | 41.757 | 222 | 43.817 | | 248 |

| | | | | | | | | | | | | | | | | | |
|-----------|---------------------------------------|----------|-----|--------|-----|--------|-----|-----|---------------------------------------|-----------------|---------------|------------|---------------|------------|---------------|------------|------------|
| 17 | Remo Lips, CHE/ Frank Schmickler, DEU | | | | | | | | theoretical besttime: 1:47.348 | | | | | | | | |
| 1 | 5:24.752 | 3:58.771 | 176 | 48.844 | 210 | 37.137 | 232 | | 7 | 13:21.472 | 12:00.544 | 218 | 43.116 | 207 | 37.812 | 235 | |
| 2 | 1:50.437 | 32.540 | 219 | 41.855 | 222 | 36.042 | 234 | 243 | 8 | 1:48.142 | 31.747 | 219 | 41.115 | 224 | 35.280 | 235 | 245 |
| 3 | 1:54.562 | 31.707 | 221 | 46.264 | 213 | 36.591 | 236 | 244 | 9 | 1:47.760 | 31.544 | 221 | 41.083 | 224 | 35.133 | 236 | 245 |
| 4 | 1:49.224 | 31.937 | 219 | 41.841 | 220 | 35.446 | 235 | 246 | 10 | 1:47.657 | 31.483 | 221 | 40.962 | 223 | 35.212 | 238 | 246 |
| 5 | 1:47.873 | 31.483 | 220 | 41.218 | 222 | 35.172 | 236 | 246 | 11 | 1:47.433 | 31.295 | 221 | 40.920 | 222 | 35.218 | 236 | 249 |
| 6 | 2:02.296 | 32.008 | 221 | 43.660 | 204 | 46.628 | | 247 | 12 | 2:11.247 | 34.817 | 173 | 48.316 | 165 | 48.114 | | 247 |

| | | | | | | | | | | | | | | | | | |
|-----------|--------------------------------------|----------|-----|--------|-----|--------|-----|-----|---------------------------------------|-----------------|---------------|------------|---------------|------------|---------------|------------|------------|
| 18 | Toni Seiler, CHE/ Frank Kechele, DEU | | | | | | | | theoretical besttime: 1:46.019 | | | | | | | | |
| 1 | 10:18.131 | 8:38.913 | 116 | 58.155 | 157 | 41.063 | 235 | | 7 | 1:46.549 | 31.391 | 224 | 40.533 | 224 | 34.625 | 238 | 249 |
| 2 | 1:47.984 | 32.064 | 223 | 41.152 | 223 | 34.768 | 236 | 245 | 8 | 2:19.807 | 51.430 | 168 | 48.015 | 216 | 40.362 | 239 | 249 |
| 3 | 1:47.183 | 31.673 | 224 | 40.660 | 223 | 34.850 | 237 | 247 | 9 | 1:47.439 | 31.429 | 225 | 41.396 | 224 | 34.614 | 239 | 250 |
| 4 | 1:46.965 | 31.173 | 225 | 40.753 | 223 | 35.039 | 239 | 248 | 10 | 1:46.758 | 31.040 | 225 | 41.087 | 225 | 34.631 | 239 | 250 |
| 5 | 1:58.001 | 31.352 | 225 | 41.151 | 222 | 45.498 | | 249 | 11 | 1:46.747 | 30.872 | 226 | 41.008 | 225 | 34.867 | 241 | 251 |
| 6 | 5:30.594 | 4:04.006 | 193 | 46.616 | 178 | 39.972 | 239 | | 12 | 2:14.497 | 34.294 | 177 | 48.058 | 159 | 52.145 | | 252 |



ADAC GT Masters

Lap analysis Qualifying 1

Provisional



Lausitzring, Length: 4534 m

Air temperature: 24.0°C

Track temperature: 25.4°C

Weather condition: Dry



Reg. Nr.: 259/2012

Friday 24.8.2012 16:05



| Lap | Time | SE1 | SP1 | SE2 | SP2 | SE3 | SP3 | TSP | Lap | Time | SE1 | SP1 | SE2 | SP2 | SE3 | SP3 | TSP |
|-----|------|-----|-----|-----|-----|-----|-----|-----|-----|------|-----|-----|-----|-----|-----|-----|-----|
|-----|------|-----|-----|-----|-----|-----|-----|-----|-----|------|-----|-----|-----|-----|-----|-----|-----|

| 20 Claudia Hürtgen, DEU/ Dominik Schwager, DEU | | | | | | | | | theoretical besttime: 1:44.164 | | | | | | | | |
|--|-----------------|---------------|-----|---------------|-----|---------------|------------|------------|--------------------------------|----------|----------|------------|--------|------------|--------|-----|-----|
| 1 | 19:40.351 | 17:51.651 | 117 | 57.126 | 145 | 51.574 | | | 6 | 2:12.839 | 30.286 | 219 | 57.926 | 188 | 44.627 | | 244 |
| 2 | 2:22.631 | 1:05.383 | 212 | 42.105 | 218 | 35.143 | 233 | | 7 | 5:26.521 | 4:07.681 | 219 | 43.148 | 199 | 35.692 | 233 | |
| 3 | 1:45.546 | 31.001 | 218 | 40.145 | 222 | 34.400 | 239 | 242 | 8 | 1:45.130 | 30.591 | 220 | 39.980 | 226 | 34.559 | 238 | 245 |
| 4 | 1:44.333 | 30.371 | 220 | 39.852 | 223 | 34.110 | 235 | 248 | 9 | 1:44.754 | 30.369 | 221 | 40.092 | 222 | 34.293 | 234 | 245 |
| 5 | 1:44.657 | 30.202 | 222 | 40.166 | 222 | 34.289 | 233 | 245 | 10 | 1:55.520 | 30.363 | 222 | 40.179 | 219 | 44.978 | | 246 |

| 21 Edward Sandström, SWE/ Christopher Mies, DEU | | | | | | | | | theoretical besttime: 1:45.280 | | | | | | | | |
|---|-----------------|---------------|-----|---------------|------------|---------------|------------|------------|--------------------------------|----------|--------|------------|--------|-----|--------|-----|-----|
| 1 | 18:51.043 | 17:16.293 | 210 | 46.145 | 210 | 48.605 | | | 6 | 1:48.617 | 30.840 | 217 | 42.646 | 212 | 35.131 | 229 | 239 |
| 2 | 2:09.576 | 50.876 | 213 | 42.666 | 215 | 36.034 | 231 | | 7 | 1:45.859 | 30.695 | 217 | 40.648 | 217 | 34.516 | 230 | 239 |
| 3 | 1:45.891 | 30.677 | 218 | 40.473 | 218 | 34.741 | 231 | 241 | 8 | 1:47.085 | 30.732 | 218 | 40.937 | 218 | 35.416 | 230 | 240 |
| 4 | 1:45.300 | 30.603 | 218 | 40.284 | 219 | 34.413 | 231 | 241 | 9 | 1:46.585 | 30.959 | 218 | 40.760 | 217 | 34.866 | 231 | 240 |
| 5 | 1:45.585 | 30.583 | 217 | 40.366 | 218 | 34.636 | 230 | 240 | 10 | 1:56.198 | 30.759 | 219 | 40.633 | 218 | 44.806 | | 241 |

| 22 Carsten Tilke, DEU/ Christian Abt, DEU | | | | | | | | | theoretical besttime: 1:48.015 | | | | | | | | |
|---|-----------|-----------|-----|----------|-----|--------|-----|-----|--------------------------------|-----------------|---------------|------------|---------------|------------|---------------|------------|------------|
| 1 | 4:07.276 | 2:28.989 | 126 | 1:00.337 | 172 | 37.950 | 228 | | 8 | 2:01.208 | 32.229 | 215 | 43.682 | 213 | 45.297 | | 237 |
| 2 | 1:51.347 | 32.488 | 215 | 42.872 | 213 | 35.987 | 229 | 238 | 9 | 2:11.416 | 52.621 | 215 | 42.824 | 216 | 35.971 | 228 | |
| 3 | 1:49.528 | 31.857 | 216 | 42.017 | 215 | 35.654 | 228 | 238 | 10 | 1:48.974 | 31.729 | 217 | 41.807 | 218 | 35.438 | 229 | 239 |
| 4 | 1:49.451 | 31.986 | 215 | 42.025 | 216 | 35.440 | 228 | 238 | 11 | 1:48.651 | 31.601 | 217 | 41.746 | 218 | 35.304 | 231 | 239 |
| 5 | 1:48.645 | 31.643 | 216 | 41.649 | 216 | 35.353 | 228 | 237 | 12 | 1:48.015 | 31.382 | 218 | 41.377 | 218 | 35.256 | 229 | 240 |
| 6 | 2:13.253 | 36.814 | 136 | | | | | 237 | 13 | 1:59.083 | 31.411 | 218 | 41.467 | 217 | 46.205 | | 239 |
| 7 | 12:11.388 | 10:45.341 | 212 | 47.293 | 191 | 38.754 | 227 | | | | | | | | | | |

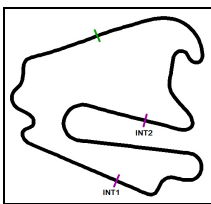
| 23 Martin Öhlin, SWE/ Fredrik Lestrup, SWE | | | | | | | | | theoretical besttime: 1:44.934 | | | | | | | | |
|--|-----------|----------|-----|---------------|------------|--------|-----|-----|--------------------------------|-----------------|---------------|------------|--------|-----|---------------|------------|------------|
| 1 | 10:26.526 | 8:45.558 | 147 | 50.700 | 185 | 50.268 | | | 7 | 1:45.562 | 30.699 | 217 | 40.133 | 222 | 34.730 | 233 | 241 |
| 2 | 2:09.620 | 50.649 | 215 | 43.567 | 217 | 35.404 | 230 | | 8 | 1:45.933 | 30.438 | 218 | 40.031 | 221 | 35.464 | 234 | 243 |
| 3 | 1:48.028 | 31.143 | 217 | 41.779 | 219 | 35.106 | 231 | 240 | 9 | 1:45.055 | 30.493 | 219 | 40.089 | 223 | 34.473 | 233 | 244 |
| 4 | 1:45.784 | 30.620 | 218 | 40.484 | 222 | 34.680 | 232 | 240 | 10 | 1:45.697 | 30.593 | 218 | 40.058 | 223 | 35.046 | 232 | 243 |
| 5 | 1:46.051 | 30.764 | 218 | 40.434 | 220 | 34.853 | 232 | 241 | 11 | 2:00.369 | 32.295 | 187 | 44.076 | 209 | 43.998 | | 242 |
| 6 | 1:45.424 | 30.799 | 218 | 40.023 | 223 | 34.602 | 232 | 241 | | | | | | | | | |

| 25 Georg Engelhardt, DEU/ Marco Seefried, DEU | | | | | | | | | theoretical besttime: 1:46.514 | | | | | | | | |
|---|-----------------|---------------|------------|---------------|-----|---------------|------------|------------|--------------------------------|----------|--------|-----|--------|------------|--------|-----|-----|
| 1 | 10:37.435 | 8:59.847 | 110 | 57.656 | 93 | 39.932 | 241 | | 7 | 1:47.938 | 31.258 | 223 | 41.561 | 219 | 35.119 | 241 | 249 |
| 2 | 1:47.297 | 31.437 | 226 | 41.052 | 224 | 34.808 | 241 | 250 | 8 | 1:47.383 | 31.442 | 223 | 41.176 | 224 | 34.765 | 240 | 251 |
| 3 | 1:47.310 | 30.896 | 226 | 41.614 | 220 | 34.800 | 240 | 252 | 9 | 1:47.523 | 31.331 | 224 | 41.409 | 222 | 34.783 | 238 | 250 |
| 4 | 1:46.514 | 30.836 | 227 | 40.942 | 223 | 34.736 | 242 | 251 | 10 | 1:48.819 | 31.702 | 221 | 42.008 | 222 | 35.109 | 240 | 249 |
| 5 | 1:58.906 | 31.697 | 222 | 41.946 | 216 | 45.263 | | 251 | 11 | 2:03.018 | 31.757 | 225 | 44.098 | 154 | 47.163 | | 250 |
| 6 | 4:14.074 | 2:51.367 | 191 | 43.018 | 222 | 39.689 | 240 | | | | | | | | | | |

| 26 Rene Bourdeaux, DEU/ Alfred Renauer, DEU | | | | | | | | | theoretical besttime: 1:45.584 | | | | | | | | |
|---|-----------|-----------|-----|----------|-----|---------------|------------|-----|--------------------------------|-----------------|---------------|------------|---------------|------------|--------|-----|------------|
| 1 | 14:29.643 | 12:46.815 | 99 | 1:00.073 | 160 | 42.755 | 155 | | 6 | 1:46.333 | 30.752 | 226 | 41.050 | 226 | 34.531 | 242 | 253 |
| 2 | 2:03.940 | 36.243 | 186 | 52.187 | 221 | 35.510 | 240 | 188 | 7 | 1:45.640 | 30.673 | 226 | 40.499 | 225 | 34.468 | 241 | 253 |
| 3 | 1:46.763 | 31.100 | 226 | 40.937 | 226 | 34.726 | 241 | 251 | 8 | 1:46.803 | 30.788 | 226 | 40.677 | 227 | 35.338 | 242 | 252 |
| 4 | 1:46.180 | 30.810 | 226 | 40.958 | 222 | 34.412 | 241 | 251 | 9 | 2:11.826 | 31.013 | 226 | 50.937 | 154 | 49.876 | | 252 |
| 5 | 1:46.071 | 30.676 | 226 | 40.815 | 225 | 34.580 | 243 | 252 | | | | | | | | | |

| 27 Andreas Wirth, DEU/ Heinz-Harald Frentzen, DEU | | | | | | | | | theoretical besttime: 1:44.692 | | | | | | | | |
|---|-----------------|---------------|-----|---------------|-----|---------------|-----|------------|--------------------------------|----------|--------|------------|--------|------------|--------|------------|-----|
| 1 | 20:09.557 | 18:48.088 | 172 | 44.688 | 194 | 36.781 | 233 | | 6 | 1:47.340 | 30.592 | 225 | 40.340 | 225 | 36.408 | 238 | 249 |
| 2 | 1:47.225 | 31.980 | 223 | 40.597 | 224 | 34.648 | 239 | 242 | 7 | 1:45.783 | 30.962 | 224 | 40.263 | 226 | 34.558 | 238 | 248 |
| 3 | 1:46.374 | 30.631 | 225 | 40.162 | 223 | 35.581 | 238 | 249 | 8 | 1:49.032 | 30.909 | 226 | 42.905 | 219 | 35.218 | 239 | 249 |
| 4 | 1:44.803 | 30.625 | 225 | 39.861 | 226 | 34.317 | 238 | 249 | 9 | 1:59.053 | 30.904 | 225 | 40.762 | 216 | 47.387 | | 249 |
| 5 | 1:45.407 | 30.514 | 225 | 40.265 | 225 | 34.628 | 238 | 248 | | | | | | | | | |





ADAC GT Masters

Lap analysis Qualifying 1

Provisional



Lausitzring, Length: 4534 m

Air temperature: 24.0°C

Track temperature: 25.4°C

Weather condition: Dry



Reg. Nr.: 259/2012

Friday 24.8.2012 16:05

**ADAC Masters
Weekend**

| Lap | Time | SE1 | SP1 | SE2 | SP2 | SE3 | SP3 | TSP | Lap | Time | SE1 | SP1 | SE2 | SP2 | SE3 | SP3 | TSP |
|-----------|---|----------|-----|---------------|------------|---------------|-----|-----|---------------------------------------|-----------------|---------------|------------|----------|-----|--------|------------|------------|
| 28 | Diego Alessi, ITA/ Daniel Keilwitz, DEU | | | | | | | | theoretical besttime: 1:44.704 | | | | | | | | |
| 1 | 2:15.504 | 52.416 | 167 | 46.310 | 218 | 36.778 | 236 | | 8 | 2:19.908 | 30.568 | 226 | 1:04.448 | 145 | 44.892 | 250 | |
| 2 | 1:48.423 | 31.296 | 224 | 41.639 | 223 | 35.488 | 238 | 245 | 9 | 15:19.118 | 13:57.238 | 214 | 41.709 | 198 | 40.171 | 239 | |
| 3 | 1:45.398 | 30.845 | 225 | 40.089 | 225 | 34.464 | 235 | 248 | 10 | 1:44.780 | 30.318 | 227 | 40.151 | 225 | 34.311 | 240 | 249 |
| 4 | 2:03.247 | 30.477 | 225 | 46.943 | 152 | 45.827 | | 248 | 11 | 1:46.905 | 30.357 | 227 | 40.316 | 226 | 36.232 | 240 | 252 |
| 5 | 4:31.337 | 3:14.654 | 223 | 41.117 | 224 | 35.566 | 238 | | 12 | 1:44.901 | 30.413 | 227 | 40.104 | 226 | 34.384 | 240 | 251 |
| 6 | 1:45.239 | 30.437 | 225 | 40.295 | 223 | 34.507 | 239 | 249 | 13 | 2:06.988 | 31.022 | 171 | 49.888 | 142 | 46.078 | | 252 |
| 7 | 1:45.011 | 30.524 | 226 | 40.190 | 226 | 34.297 | 239 | 249 | | | | | | | | | |

| | | | | | | | | | | | | | | | | | |
|-----------|---|---------------|-----|---------------|------------|---------------|------------|------------|---------------------------------------|----------|----------|------------|--------|-----|--------|-----|-----|
| 29 | Robert Renauer, DEU/ Nicolas Armindo, FRA | | | | | | | | theoretical besttime: 1:43.995 | | | | | | | | |
| 1 | 21:15.895 | 19:55.568 | 217 | 45.022 | 223 | 35.305 | 240 | | 5 | 1:55.027 | 30.301 | 226 | 40.378 | 224 | 44.348 | | 250 |
| 2 | 1:50.371 | 30.894 | 225 | 41.427 | 225 | 38.050 | 241 | 251 | 6 | 5:30.307 | 4:10.448 | 215 | 44.807 | 220 | 35.052 | 240 | |
| 3 | 1:44.249 | 30.342 | 225 | 39.886 | 226 | 34.021 | 240 | 251 | 7 | 1:44.787 | 30.387 | 224 | 39.912 | 226 | 34.488 | 240 | 249 |
| 4 | 1:44.136 | 30.088 | 225 | 39.974 | 227 | 34.074 | 240 | 250 | 8 | 1:58.332 | 30.332 | 225 | 40.996 | 196 | 47.004 | | 250 |

| | | | | | | | | | | | | | | | | | |
|-----------|---|-----------|-----|---------------|-----|--------|-----|-----|---------------------------------------|-----------------|---------------|------------|--------|------------|---------------|------------|------------|
| 31 | Michael Schulze, DEU/ Tobias Schulze, DEU | | | | | | | | theoretical besttime: 1:45.892 | | | | | | | | |
| 1 | 2:45.374 | 1:23.796 | 184 | 44.676 | 215 | 36.902 | 228 | | 7 | 1:46.818 | 31.211 | 215 | 40.487 | 219 | 35.120 | 230 | 238 |
| 2 | 1:47.562 | 31.908 | 214 | 40.670 | 219 | 34.984 | 228 | 236 | 8 | 1:46.338 | 31.068 | 216 | 40.413 | 219 | 34.857 | 230 | 239 |
| 3 | 1:46.458 | 31.115 | 215 | 40.260 | 219 | 35.083 | 229 | 238 | 9 | 1:46.365 | 30.810 | 217 | 40.459 | 219 | 35.096 | 229 | 239 |
| 4 | 1:46.373 | 30.971 | 215 | 40.465 | 218 | 34.937 | 229 | 238 | 10 | 1:46.311 | 30.939 | 216 | 40.550 | 218 | 34.822 | 229 | 239 |
| 5 | 2:18.786 | 34.212 | 140 | 52.139 | 149 | 52.435 | | 237 | 11 | 2:02.857 | 30.926 | 217 | 40.622 | 218 | 51.309 | | 239 |
| 6 | 20:50.270 | 19:32.482 | 205 | 42.047 | 218 | 35.741 | 229 | | | | | | | | | | |

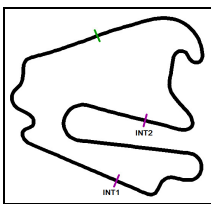
| | | | | | | | | | | | | | | | | | |
|-----------|---|---------------|-----|--------|-----|--------|------------|------------|---------------------------------------|-----------------|----------|------------|---------------|------------|---------------|-----|-----|
| 32 | Ferdinand Stuck, AUT/ Johannes Stuck, AUT | | | | | | | | theoretical besttime: 1:45.401 | | | | | | | | |
| 1 | 21:02.669 | 19:40.432 | 175 | 45.068 | 211 | 37.169 | 232 | | 6 | 1:58.501 | 31.006 | 219 | 41.089 | 220 | 46.406 | | 244 |
| 2 | 1:47.649 | 31.220 | 217 | 41.448 | 220 | 34.981 | 234 | 243 | 7 | 7:03.802 | 5:41.418 | 216 | 41.413 | 131 | 40.971 | 233 | |
| 3 | 1:46.234 | 30.409 | 219 | 40.614 | 218 | 35.211 | 234 | 244 | 8 | 1:46.206 | 30.591 | 219 | 40.796 | 220 | 34.819 | 234 | 242 |
| 4 | 1:46.069 | 30.454 | 219 | 40.959 | 219 | 34.656 | 233 | 243 | 9 | 1:45.723 | 30.731 | 220 | 40.411 | 222 | 34.581 | 234 | 243 |
| 5 | 1:46.725 | 30.618 | 219 | 41.144 | 221 | 34.963 | 234 | 242 | 10 | 2:13.871 | 36.849 | 141 | 45.016 | 187 | 52.006 | | 244 |

| | | | | | | | | | | | | | | | | | |
|-----------|---|-----------|-----|--------|-----|---------------|-----|------------|---------------------------------------|-----------------|---------------|------------|---------------|------------|--------|------------|------------|
| 33 | Kristian Poulsen, DEN/ Christoffer Nygaard, DEN | | | | | | | | theoretical besttime: 1:45.218 | | | | | | | | |
| 1 | 20:38.264 | 19:03.135 | 136 | 54.893 | 171 | 40.236 | 231 | | 7 | 5:16.298 | 3:56.377 | 189 | 44.432 | 218 | 35.489 | 233 | |
| 2 | 1:48.001 | 31.848 | 218 | 41.022 | 220 | 35.131 | 234 | 242 | 8 | 1:45.890 | 31.024 | 220 | 40.174 | 222 | 34.692 | 235 | 243 |
| 3 | 1:45.983 | 30.869 | 220 | 40.460 | 221 | 34.654 | 235 | 244 | 9 | 1:45.521 | 30.681 | 221 | 40.216 | 222 | 34.624 | 234 | 245 |
| 4 | 1:45.928 | 30.922 | 220 | 40.478 | 220 | 34.528 | 232 | 245 | 10 | 1:45.709 | 30.516 | 220 | 40.540 | 222 | 34.653 | 234 | 244 |
| 5 | 1:45.971 | 30.809 | 220 | 40.527 | 221 | 34.635 | 233 | 244 | 11 | 2:23.556 | 38.213 | 133 | 50.896 | 159 | 54.447 | | 244 |
| 6 | 2:15.050 | 30.697 | 220 | 58.503 | 138 | 45.850 | | 243 | | | | | | | | | |

| | | | | | | | | | | | | | | | | | |
|-----------|---|-----------|-----|---------------|------------|---------------|------------|------------|---------------------------------------|-----------------|---------------|------------|--------|-----|--------|-----|-----|
| 34 | Max Sandritter, DEU/ Philip Geipel, DEU | | | | | | | | theoretical besttime: 1:46.934 | | | | | | | | |
| 1 | 25:07.171 | 23:43.132 | 109 | 48.057 | 226 | 35.982 | 242 | | 6 | 1:47.295 | 31.214 | 228 | 40.950 | 226 | 35.131 | 244 | 253 |
| 2 | 1:47.947 | 31.417 | 229 | 41.175 | 229 | 35.355 | 245 | 253 | 7 | 1:47.713 | 31.326 | 229 | 41.194 | 227 | 35.193 | 243 | 254 |
| 3 | 1:49.897 | 33.979 | 218 | 40.894 | 229 | 35.024 | 243 | 257 | 8 | 1:47.191 | 31.097 | 229 | 40.919 | 228 | 35.175 | 243 | 253 |
| 4 | 1:47.761 | 31.539 | 229 | 41.029 | 228 | 35.193 | 242 | 253 | 9 | 1:47.988 | 31.726 | 228 | 41.028 | 225 | 35.234 | 242 | 254 |
| 5 | 1:47.563 | 31.688 | 228 | 40.813 | 228 | 35.062 | 242 | 253 | 10 | 2:21.638 | 39.191 | 155 | 51.013 | 143 | 51.434 | | 248 |

| | | | | | | | | | | | | | | | | | |
|-----------|---|---------------|-----|---------------|------------|---------------|------------|-----|---------------------------------------|----------|----------|------------|--------|-----|--------|-----|------------|
| 36 | Christian Engelhart, DEU/ Nick Tandy, GBR | | | | | | | | theoretical besttime: 1:43.911 | | | | | | | | |
| 1 | 23:16.904 | 21:48.517 | 150 | 45.493 | 216 | 42.894 | 242 | | 6 | 6:12.148 | 4:56.341 | 223 | 41.013 | 225 | 34.794 | 241 | |
| 2 | 1:46.342 | 30.637 | 224 | 40.089 | 224 | 35.616 | 242 | 252 | 7 | 1:44.270 | 30.210 | 226 | 39.976 | 225 | 34.084 | 241 | 251 |
| 3 | 1:49.864 | 30.446 | 218 | 40.438 | 224 | 38.980 | 241 | 252 | 8 | 1:44.631 | 30.395 | 225 | 40.136 | 224 | 34.100 | 241 | 252 |
| 4 | 1:43.911 | 30.115 | 226 | 39.741 | 226 | 34.055 | 241 | 251 | 9 | 2:06.889 | 37.114 | 168 | 46.746 | 214 | 43.029 | | 250 |
| 5 | 1:55.605 | 30.178 | 226 | 40.014 | 226 | 45.413 | | 250 | | | | | | | | | |

| | | | | | | | | | | | | | | | | | |
|-----------|--|----------|-----|--------|------------|--------|-----|-----|---------------------------------------|----------|---------------|------------|---------------|-----|--------|------------|-----|
| 37 | Sascha Bert, DEU/ Christopher Brück, DEU | | | | | | | | theoretical besttime: 1:45.873 | | | | | | | | |
| 1 | 3:05.556 | 1:42.994 | 204 | 46.003 | 217 | 36.559 | 231 | | 8 | 1:46.370 | 30.826 | 219 | 40.898 | 221 | 34.646 | 236 | 245 |
| 2 | 1:47.688 | 31.478 | 219 | 41.160 | 221 | 35.050 | 232 | 242 | 9 | 1:46.167 | 30.886 | 220 | 40.472 | 223 | 34.809 | 236 | 246 |
| 3 | 1:46.369 | 31.008 | 220 | 40.673 | 221 | 34.688 | 233 | 243 | 10 | 2:03.621 | 33.212 | 215 | 45.177 | 215 | 45.232 | | 246 |
| 4 | 2:00.670 | 32.303 | 201 | 43.683 | 217 | 44.684 | | 243 | 11 | 6:04.589 | 4:46.016 | 211 | 42.076 | 216 | 36.497 | 234 | |
| 5 | 9:19.821 | 7:54.011 | 191 | 45.743 | 217 | 40.067 | 233 | | 12 | 1:46.346 | 31.070 | 222 | 40.534 | 222 | 34.742 | 235 | 244 |
| 6 | 1:46.074 | 30.854 | 221 | 40.639 | 223 | 34.581 | 234 | 245 | 13 | 1:46.283 | 30.892 | 221 | 40.643 | 223 | 34.748 | 236 | 246 |



ADAC GT Masters

Lap analysis Qualifying 1

Provisional



Lausitzring, Length: 4534 m

Air temperature: 24.0°C

Track temperature: 25.4°C

Weather condition: Dry



Reg. Nr.: 259/2012

Friday 24.8.2012 16:05



| Lap | Time | SE1 | SP1 | SE2 | SP2 | SE3 | SP3 | TSP | Lap | Time | SE1 | SP1 | SE2 | SP2 | SE3 | SP3 | TSP |
|-----|-----------------|--------|-----|--------|-----|---------------|-----|-----|-----|----------|--------|-----|--------|-----|--------|-----|------------|
| 7 | 1:46.022 | 30.893 | 222 | 40.554 | 221 | 34.575 | 233 | 245 | 14 | 2:00.439 | 33.120 | 219 | 42.724 | 209 | 44.595 | | 247 |

38 Jesse Krohn, FIN/ Nicolas Verdonck, BEL

theoretical besttime: 1:45.104

| | | | | | | | | | | | | | | | | | |
|---|-----------|-----------|-----|--------|-----|--------|-----|-----|---|-----------------|---------------|------------|---------------|------------|---------------|------------|------------|
| 1 | 28:14.429 | 26:46.350 | 161 | 51.200 | 210 | 36.879 | 233 | | 3 | 1:45.104 | 31.026 | 222 | 39.790 | 226 | 34.288 | 236 | 242 |
| 2 | 2:00.755 | 33.222 | 219 | 41.516 | 188 | 46.017 | 233 | 242 | 4 | 2:06.318 | 36.025 | | 44.518 | 218 | 45.775 | | 244 |

40 Christopher Haase, DEU/ Christian Mamerow, DEU

theoretical besttime: 1:45.482

| | | | | | | | | | | | | | | | | | |
|---|-----------|-----------|-----|--------|-----|--------|-----|------------|----|-----------------|---------------|------------|---------------|------------|---------------|------------|------------|
| 1 | 13:27.384 | 11:55.691 | 204 | 44.412 | 209 | 47.281 | | | 7 | 1:45.852 | 30.958 | 214 | 40.352 | 217 | 34.542 | 229 | 238 |
| 2 | 2:08.089 | 49.417 | 208 | 42.553 | 213 | 36.119 | 226 | | 8 | 1:45.607 | 30.732 | 214 | 40.208 | 217 | 34.667 | 225 | 237 |
| 3 | 1:47.106 | 31.265 | 214 | 40.858 | 215 | 34.983 | 227 | 235 | 9 | 1:52.960 | 30.765 | 215 | 40.423 | 216 | 41.772 | | 236 |
| 4 | 1:45.888 | 30.752 | 215 | 40.402 | 215 | 34.734 | 228 | 237 | 10 | 2:12.752 | 47.431 | 213 | 46.319 | 131 | 39.002 | 227 | |
| 5 | 1:49.179 | 31.140 | 215 | 41.578 | 216 | 36.461 | 228 | 237 | 11 | 1:45.852 | 30.838 | 212 | 40.377 | 216 | 34.637 | 227 | 236 |
| 6 | 1:46.191 | 30.924 | 215 | 40.488 | 215 | 34.779 | 228 | 238 | 12 | 1:55.865 | 31.457 | 214 | 41.183 | 214 | 43.225 | | 237 |

41 Simon Knap, NLD/ Jeroen den Boer, NLD

theoretical besttime: 1:44.574

| | | | | | | | | | | | | | | | | | |
|---|-----------|---------------|-----|--------|-----|--------|-----|-----|----|-----------------|--------|------------|---------------|------------|---------------|------------|------------|
| 1 | 13:55.256 | 12:01.818 | 100 | 59.554 | 128 | 53.884 | | | 7 | 1:44.990 | 30.889 | 218 | 39.860 | 223 | 34.241 | 233 | 242 |
| 2 | 2:25.047 | 53.597 | 178 | 55.033 | 203 | 36.417 | 226 | | 8 | 1:47.795 | 30.637 | 218 | 40.185 | 222 | 36.973 | 227 | 242 |
| 3 | 1:47.668 | 31.545 | 216 | 40.963 | 220 | 35.160 | 230 | 237 | 9 | 1:56.519 | 38.708 | 157 | 43.111 | 219 | 34.700 | 231 | 238 |
| 4 | 1:46.083 | 31.205 | 217 | 40.319 | 223 | 34.559 | 231 | 239 | 10 | 1:45.299 | 30.624 | 218 | 40.030 | 224 | 34.645 | 231 | 240 |
| 5 | 1:45.829 | 30.720 | 217 | 40.486 | 222 | 34.623 | 232 | 240 | 11 | 1:55.182 | 30.706 | 218 | 40.394 | 223 | 44.082 | | 240 |
| 6 | 1:45.482 | 30.473 | 218 | 40.497 | 222 | 34.512 | 232 | 241 | | | | | | | | | |

42 Jan Seyffarth, DEU/ Karl Wendlinger, AUT

theoretical besttime: 1:45.294

| | | | | | | | | | | | | | | | | | |
|---|-----------------|---------------|------------|---------------|-----|--------|------------|-----|----|-----------|-----------|-----|--------|------------|---------------|-----|------------|
| 1 | 9:43.961 | 8:23.386 | 181 | 44.055 | 204 | 36.520 | 230 | | 6 | 2:14.047 | 34.539 | 149 | 51.467 | 155 | 48.041 | | 242 |
| 2 | 1:47.279 | 31.427 | 218 | 40.968 | 220 | 34.884 | 232 | 240 | 7 | 16:43.605 | 15:26.981 | 213 | 41.551 | 217 | 35.073 | 231 | |
| 3 | 1:45.421 | 30.710 | 219 | 40.309 | 221 | 34.402 | 230 | 242 | 8 | 1:45.433 | 30.711 | 218 | 40.378 | 221 | 34.344 | 231 | 240 |
| 4 | 1:51.873 | 31.073 | 218 | 45.122 | 183 | 35.678 | 231 | 241 | 9 | 1:45.837 | 30.738 | 219 | 40.341 | 220 | 34.758 | 232 | 241 |
| 5 | 1:45.778 | 30.641 | 218 | 40.457 | 220 | 34.680 | 232 | 241 | 10 | 1:55.242 | 30.646 | 218 | 40.577 | 221 | 44.019 | | 242 |

43 Gottfried Grasser, AUT/ Carsten Seifert, DEU

theoretical besttime: 1:46.761

| | | | | | | | | | | | | | | | | | |
|---|-----------|-----------|-----|--------|-----|--------|-----|-----|----|-----------------|---------------|------------|---------------|------------|---------------|------------|------------|
| 1 | 12:11.171 | 10:37.985 | 118 | 51.922 | 161 | 41.264 | 228 | | 6 | 1:47.243 | 30.995 | 218 | 40.772 | 220 | 35.476 | 233 | 241 |
| 2 | 1:48.541 | 31.540 | 218 | 41.472 | 216 | 35.529 | 229 | 237 | 7 | 2:21.746 | 31.380 | 219 | 1:03.360 | 218 | 47.006 | | 242 |
| 3 | 1:47.611 | 31.231 | 219 | 41.151 | 219 | 35.229 | 230 | 238 | 8 | 2:05.328 | 49.278 | 217 | 40.984 | 218 | 35.066 | 233 | |
| 4 | 1:57.053 | 31.221 | 219 | 42.699 | 217 | 43.133 | | 239 | 9 | 1:48.497 | 31.067 | 220 | 40.789 | 221 | 36.641 | 231 | 241 |
| 5 | 4:20.089 | 3:03.960 | 217 | 40.959 | 219 | 35.170 | 231 | | 10 | 1:46.981 | 31.046 | 220 | 40.700 | 221 | 35.235 | 214 | 240 |

44 Jan Stovicek, CZE/ Erik Janis, CZE

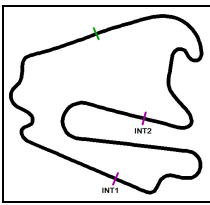
theoretical besttime: 1:47.720

| | | | | | | | | | | | | | | | | | |
|---|----------|----------|------------|--------|-----|---------------|-----|-----|----|-----------------|---------------|-----|---------------|------------|--------|------------|------------|
| 1 | 3:22.805 | 1:34.526 | 96 | 58.434 | 165 | 49.845 | | | 8 | 1:48.228 | 31.533 | 221 | 41.380 | 220 | 35.315 | 235 | 245 |
| 2 | 2:14.750 | 51.709 | 189 | 46.994 | 215 | 36.047 | 233 | | 9 | 2:03.564 | 31.739 | 222 | 41.950 | 221 | 49.875 | | 246 |
| 3 | 1:50.651 | 32.371 | 220 | 42.054 | 217 | 36.226 | 232 | 243 | 10 | 2:18.790 | 53.219 | 155 | 48.552 | 197 | 37.019 | 237 | |
| 4 | 1:50.109 | 32.608 | 220 | 41.887 | 219 | 35.614 | 234 | 243 | 11 | 1:48.287 | 31.548 | 222 | 41.268 | 219 | 35.471 | 238 | 248 |
| 5 | 1:48.697 | 32.015 | 221 | 41.476 | 219 | 35.206 | 235 | 245 | 12 | 1:47.977 | 31.562 | 222 | 41.049 | 221 | 35.366 | 236 | 249 |
| 6 | 1:48.450 | 31.603 | 222 | 41.709 | 218 | 35.138 | 235 | 246 | 13 | 2:19.330 | 36.465 | 165 | 48.989 | 196 | 53.876 | | 246 |
| 7 | 1:57.837 | 39.111 | 228 | 42.970 | 218 | 35.756 | 234 | 246 | | | | | | | | | |

51 Christoph Schrenzenmeier, DEU/ Norbert Janz, DEU

theoretical besttime: 1:45.809

| | | | | | | | | | | | | | | | | | |
|---|----------|----------|-----|--------|------------|--------|------------|-----|----|-----------------|---------------|------------|---------------|-----|---------------|------------|------------|
| 1 | 7:16.190 | 5:47.642 | 192 | 47.954 | 210 | 40.594 | 239 | | 7 | 7:12.302 | 5:52.217 | 114 | 45.179 | 222 | 34.906 | 239 | |
| 2 | 1:49.232 | 32.132 | 223 | 41.942 | 224 | 35.158 | 238 | 248 | 8 | 1:45.809 | 30.659 | 225 | 40.759 | 223 | 34.391 | 239 | 248 |
| 3 | 1:47.697 | 31.455 | 222 | 41.604 | 220 | 34.638 | 238 | 248 | 9 | 1:46.935 | 30.888 | 223 | 40.985 | 220 | 35.062 | 240 | 249 |
| 4 | 1:47.440 | 31.442 | 223 | 41.059 | 223 | 34.939 | 240 | 248 | 10 | 1:46.621 | 30.905 | 224 | 41.155 | 223 | 34.561 | 238 | 251 |
| 5 | 1:47.048 | 31.121 | 223 | 41.133 | 223 | 34.794 | 239 | 249 | 11 | 2:05.208 | 32.492 | 208 | 45.039 | 214 | 47.677 | | 248 |
| 6 | 2:05.504 | 33.485 | 175 | 44.603 | 211 | 47.416 | | 249 | | | | | | | | | |



ADAC GT Masters

Vmax list Qualifying 1

Provisional



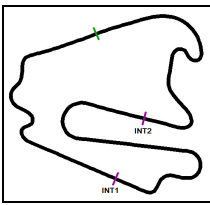
Lausitzring, Length: 4534 m
Air temperature: 24.0°C
Track temperature: 25.4°C
Weather condition: Dry

DMSB Reg. Nr.: 259/2012
Deutscher Motor Sport Bund e.V.

Friday 24.8.2012 16:05

**ADAC Masters
Weekend**

| Nr | Team, Car, Driver, Nat | Top speed |
|----|--|-------------|
| 34 | YACO Racing powered by Jochen Schweizer, Chevrolet Ca Sandritter Max , DEU Geipel Philip , DEU | 257,27 km/h |
| 6 | Farnbacher ESET Racing, Porsche 911 GT3 R Farnbacher Mario , DEU Kentenich Niclas , DEU | 254,36 km/h |
| 26 | Team GT 3 Kasko, Porsche 911 GT3 R Bourdeaux Rene , DEU Renauer Alfred , DEU | 253,46 km/h |
| 36 | Team Geyer&Weinig EDV Schütz Motorsport, Porsche 911 (Engelhart Christian , DEU Tandy Nick , GBR | 251,75 km/h |
| 25 | Team GT 3 Kasko, Porsche 911 GT3 R Engelhardt Georg , DEU Seefried Marco , DEU | 251,75 km/h |
| 18 | Callaway Competition, Corvette Z06.R GT3 Seiler Toni , CHE Kechele Frank , DEU | 251,57 km/h |
| 15 | FACH AUTO TECH, Porsche 911 GT3 R Dolenc Swen , DEU Ragginger Martin , AUT | 251,51 km/h |
| 28 | Callaway Competition, Corvette Z06.R GT3 Alessi Diego , ITA Keilwitz Daniel , DEU | 251,51 km/h |
| 29 | FROGREEN CO2 neutral, Porsche 911 GT3 R Renauer Robert , DEU Armindo Nicolas , FRA | 250,75 km/h |
| 51 | Team GT 3 Kasko, Porsche 911 GT3 R Schrezenmeier Christoph , DEU Janz Norbert , DEU | 250,64 km/h |
| 16 | FACH AUTO TECH, Porsche 911 GT3 R Gugger Andrina , CHE Klohs Otto , DEU | 250,35 km/h |
| 1 | ALPINA, BMW Alpina B6 GT3 Lunardi Dino , FRA Martin Maxime , BEL | 249,94 km/h |
| 27 | Callaway Competition, Corvette Z06.R GT3 Wirth Andreas , DEU Frentzen Heinz-Harald , DEU | 249,42 km/h |
| 44 | HEICO-GRAVITY CHAROUZ TEAM, Mercedes Benz SLS AM Stovicek Jan , CZE Janis Erik , CZE | 249,02 km/h |



ADAC GT Masters

Vmax list Qualifying 1

Provisional



Lausitzring, Length: 4534 m

Air temperature: 24.0°C

Track temperature: 25.4°C

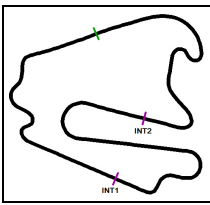
Weather condition: Dry

DMSB Reg. Nr.: 259/2012
Deutscher Motorsport Bund e.V.

Friday 24.8.2012 16:05

**ADAC Masters
Weekend**

| Nr | Team, Car, Driver, Nat | Top speed |
|----|---|-------------|
| 4 | kfzteile24 MS RACING Team, Mercedes Benz SLS AMG GT3 Stoll Florian , DEU Dobitsch Daniel , AUT | 248,96 km/h |
| 2 | Liqui Moly Team Engstler, BMW Alpina B6 GT3 Spengler Florian , DEU Leidinger Johannes , DEU | 248,62 km/h |
| 17 | Callaway Competition, Corvette Z06.R GT3 Lips Remo , CHE Schmickler Frank , DEU | 248,56 km/h |
| 20 | Schubert Motorsport, BMW Z4 GT3 Hürtgen Claudia , DEU Schwager Dominik , DEU | 248,28 km/h |
| 5 | kfzteile24 MS RACING Team, Mercedes Benz SLS AMG GT3 Asch Sebastian , DEU Götz Maximilian , DEU | 248,28 km/h |
| 37 | Gemballa Racing, McLaren MP4-12C GT3 Bert Sascha , DEU Brück Christopher , DEU | 247,25 km/h |
| 14 | MRS GT-Racing, McLaren MP4-12C GT3 Ott Christian , DEU Barth Fredy , CHE | 246,46 km/h |
| 9 | HEICO Junior Team, Mercedes Benz SLS AMG GT3 Buhk Maximilian , DEU Simonsen Andreas , SWE | 246,29 km/h |
| 8 | Heico Motorsport, Mercedes Benz SLS AMG GT3 Baumann Dominik , AUT Proczyk Harald , AUT | 245,40 km/h |
| 33 | Young Driver AMR, Aston Martin V12 Vantage GT3 Poulsen Kristian , DEN Nygaard Christoffer , DEN | 244,62 km/h |
| 10 | Schöner Wohnen Polarweiss Team HEICO, Mercedes Benz Arnold Lance David , DEU Margaritis Alexandros , GRC | 244,45 km/h |
| 32 | Young Driver AMR, Aston Martin V12 Vantage GT3 Stuck Ferdinand , AUT Stuck Johannes , AUT | 243,96 km/h |
| 38 | Lambda Performance, Ford GT GT3 Krohn Jesse , FIN Verdonck Nicolas , BEL | 243,79 km/h |
| 23 | WestCoastRacing, BMW Z4 GT3 Öhlin Martin , SWE Lestrup Fredrik , SWE | 243,57 km/h |



ADAC GT Masters

Vmax list Qualifying 1

Provisional



Lausitzring, Length: 4534 m

Air temperature: 24.0°C

Track temperature: 25.4°C

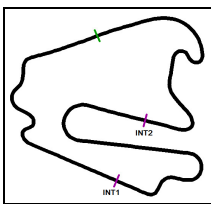
Weather condition: Dry

DMSB Reg. Nr.: 259/2012
Deutscher Motor Sport Bund e.V.

Friday 24.8.2012 16:05

**ADAC Masters
Weekend**

| Nr | Team, Car, Driver, Nat | Top speed |
|----|---|-------------|
| 7 | Heico Motorsport, Mercedes Benz SLS AMG GT3 Heyer Kenneth , DEU Frankenhout Christiaan , NLD | 243,57 km/h |
| 11 | Team rhino's Leipert Motorsport, Lamborghini Gallardo LP6 Mengesdorf David , DEU Bader Raffael , CHE | 242,97 km/h |
| 43 | GRT Grasser Racing Team, Lamborghini Gallardo LP600+ Grasser Gottfried , AUT Seifert Carsten , DEU | 242,10 km/h |
| 42 | SMS Seyffarth Motorsport, Mercedes Benz SLS AMG GT3 Seyffarth Jan , DEU Wendlinger Karl , AUT | 242,04 km/h |
| 41 | DB Motorsport, BMW Z4 GT3 Knap Simon , NLD den Boer Jeroen , NLD | 241,99 km/h |
| 21 | Prosperia uhc speed, AUDI R8 LMS ultra Sandström Edward , SWE Mies Christopher , DEU | 241,23 km/h |
| 22 | Prosperia uhc speed, AUDI R8 LMS ultra Tilke Carsten , DEU Abt Christian , DEU | 240,37 km/h |
| 31 | Schulze Motorsport, Nissan GT-R GT3 Schulze Michael , DEU Schulze Tobias , DEU | 239,31 km/h |
| 40 | MAMEROW Racing, AUDI R8 LMS ultra Haase Christopher , DEU Mamerow Christian , DEU | 238,20 km/h |



ADAC GT Masters

Start Grid Race 1



Provisional



Reg. Nr.: 259/2012

Amended
25.8.2012 - 10:26

**ADAC Masters
Weekend**

Lausitzring, Length: 4534 m

Air temperature: 24.2°C

Track temperature: 31.1°C

Weather condition: Dry

Saturday 25.8.2012 12:30

POLE POSITION

| | | |
|---------------------------------------|---|----------|
| 36 | Team Geyer&Weinig EDV Schütz I | 1:43.911 |
| Christian Engelhart/ Nick Tandy | | |
| 29 | FROGREEN CO2 neutral | 1:44.136 |
| Robert Renauer/ Nicolas Armindo | | |
| 5 | kfzteile24 MS RACING Team | 1:44.442 |
| Sebastian Asch/ Maximilian Götz | | |
| 9 | HEICO Junior Team | 1:44.646 |
| Maximilian Buhk/ Andreas Simonsen | | |
| 28 | Callaway Competition | 1:44.780 |
| Diego Alessi/ Daniel Keilwitz | | |
| 8 | Heico Motorsport | 1:44.846 |
| Dominik Baumann/ Harald Proczyk | | |
| 41 | DB Motorsport | 1:44.990 |
| Simon Knap/ Jeroen den Boer | | |
| 38 | Lambda Performance | 1:45.104 |
| Jesse Krohn/ Nicolas Verdonck | | |
| 21 | Prosperia uhc speed | 1:45.300 |
| Edward Sandström/ Christopher Mies | | |
| 11 | Team rhino's Leipert Motorsport | 1:45.482 |
| David Mengesdorf/ Raffael Bader | | |
| 40 | MAMEROW Racing | 1:45.607 |
| Christopher Haase/ Christian Mamerow | | |
| 51 | Team GT 3 Kasko | 1:45.809 |
| Christoph Schrezenmeier/ Norbert Janz | | |
| 37 | Gemballa Racing | 1:46.022 |
| Sascha Bert/ Christopher Brück | | |
| 2 | Liqui Moly Team Engstler | 1:46.090 |
| Florian Spengler/ Johannes Leidinger | | |
| 18 | Callaway Competition | 1:46.549 |
| Toni Seiler/ Frank Kechele | | |
| 34 | YACO Racing powered by Jochen | 1:47.191 |
| Max Sandritter/ Philip Geipel | | |
| 17 | Callaway Competition | 1:47.433 |
| Remo Lips/ Frank Schmickler | | |
| 22 | Prosperia uhc speed | 1:48.015 |
| Carsten Tilke/ Christian Abt | | |

- 1
- 2
- 3
- 4
- 5
- 6
- 7
- 8
- 9
- 10
- 11
- 12
- 13
- 14
- 15
- 16
- 17
- 18

| | | |
|---|---------------------------------------|----------|
| 4 | kfzteile24 MS RACING Team | 1:44.071 |
| Florian Stoll/ Daniel Dobitsch | | |
| 20 | Schubert Motorsport | 1:44.333 |
| Claudia Hürtgen/ Dominik Schwager | | |
| 6 | Farnbacher ESET Racing | 1:44.530 |
| Mario Farnbacher/ Niclas Kentenich | | |
| 15 | FACH AUTO TECH | 1:44.765 |
| Swen Dolenc/ Martin Ragginger | | |
| 27 | Callaway Competition | 1:44.803 |
| Andreas Wirth/ Heinz-Harald Frentzen | | |
| 10 | Schöner Wohnen Polarweiss Team | 1:44.977 |
| Lance David Arnold/ Alexandros Margaritis | | |
| 23 | WestCoastRacing | 1:45.055 |
| Martin Öhlin/ Fredrik Lestrup | | |
| 1 | ALPINA | 1:45.175 |
| Dino Lunardi/ Maxime Martin | | |
| 42 | SMS Seyffarth Motorsport | 1:45.421 |
| Jan Seyffarth/ Karl Wendlinger | | |
| 33 | Young Driver AMR | 1:45.521 |
| Kristian Poulsen/ Christoffer Nygaard | | |
| 26 | Team GT 3 Kasko | 1:45.640 |
| Rene Bourdeaux/ Alfred Renauer | | |
| 16 | FACH AUTO TECH | 1:45.848 |
| Andrina Gugger/ Otto Klohs | | |
| 7 | Heico Motorsport | 1:46.083 |
| Kenneth Heyer/ Christiaan Frankenhout | | |
| 31 | Schulze Motorsport | 1:46.311 |
| Michael Schulze/ Tobias Schulze | | |
| 43 | GRT Grasser Racing Team | 1:46.981 |
| Gottfried Grasser/ Carsten Seifert | | |
| 14 | MRS GT-Racing | 1:47.229 |
| Christian Ott/ Fredy Barth | | |
| 44 | HEICO-GRAVITY CHAROUZ TEAM | 1:47.977 |
| Jan Stovicek/ Erik Janis | | |
| 25 | Team GT 3 Kasko | 1:46.514 |
| Georg Engelhardt/ Marco Seefried | | |

penalty for car no. 25 drop of 10 grid position, stewards decision from Spielberg

withdraw car no. 32

Publications Time:

Clerk of the course:

Time Keeping: