

# ADAC GT Masters

## Results Free Practice 2

Provisional



Lausitzring, Length: 4534 m  
Air temperature: 22.8°C  
Track temperature: 23.4°C  
Weather condition: Wet

**DMSB** Reg. Nr.: 259/2012  
Deutscher Motor Sport Bund e.V.

Friday 24.8.2012 11:55

**ADAC Masters  
Weekend**

started : 35      classified : 35      not classified : 0

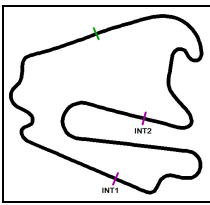
	Drivers	Team	Car	Lap	Best Time	Gap	Diff	Kph	Day Time
1	15 S.Dolenc(*A*)/M.Ragginger	FACH AUTO TECH(CHE)	Porsche 911 GT3 R	15	<b>1:43.676</b>			157,4	12:47:49
2	5 S.Asch/M.Götz	kfzteile24 MS RACING Team(DEU)	Mercedes Benz AMG SLS GT3	23	<b>1:43.878</b>	0.202	0.202	157,1	12:54:37
3	4 D.Dobitsch/F.Stoll	kfzteile24 MS RACING Team(DEU)	Mercedes Benz AMG SLS GT3	19	<b>1:44.586</b>	0.910	0.708	156,1	12:43:06
4	10 L.Arnold/A.Margaritis	Schöner Wohnen Polarweiss Team	Mercedes Benz AMG SLS GT3	27	<b>1:44.616</b>	0.940	0.030	156,0	12:54:56
5	38 J.Krohn/N.Verdonck	Lambda Performance(DEU)	Ford GT GT3	21	<b>1:44.654</b>	0.978	0.038	156,0	12:45:41
6	44 J.Stovicek(*A*)/E.Janis	HEICO-GRAVITY CHAROUZ TEAM	Mercedes Benz AMG SLS GT3	24	<b>1:44.710</b>	1.034	0.056	155,9	12:53:30
7	26 R.Bourdeaux(*A*)/A.Renauer	Team GT 3 Kasko(DEU)	Porsche 911 GT3 R	21	<b>1:44.726</b>	1.050	0.016	155,9	12:49:26
8	7 C.Frankenhout/K.Heyer	Heico Motorsport(DEU)	Mercedes Benz AMG SLS GT3	19	<b>1:44.797</b>	1.121	0.071	155,8	12:43:57
9	36 C.Engelhart/N.Tandy	Team Geyer&Weinig EDV Schütz M	Porsche 911 GT3 R	7	<b>1:44.884</b>	1.208	0.087	155,6	12:24:47
10	40 C.Mamerow/C.Haase	MAMEROW Racing(DEU)	AUDI R8 LMS ultra	25	<b>1:44.950</b>	1.274	0.066	155,5	12:54:46
11	41 J.den Boer/S.Knap	DB Motorsport(NLD)	BMW Z4 GT3	26	<b>1:44.967</b>	1.291	0.017	155,5	12:55:45
12	25 G.Engelhardt(*A*)/M.Seefried	Team GT 3 Kasko(DEU)	Porsche 911 GT3 R	19	<b>1:45.042</b>	1.366	0.075	155,4	12:47:00
13	27 A.Wirth/H.Frentzen	Callaway Competition(DEU)	Corvette Z06.R GT3	21	<b>1:45.099</b>	1.423	0.057	155,3	12:55:06
14	21 E.Sandström/C.Mies	Prosperia uhc speed(DEU)	AUDI R8 LMS ultra	16	<b>1:45.110</b>	1.434	0.011	155,3	12:31:22
15	6 M.Farnbacher/N.Kentenich	Farnbacher ESET Racing(DEU)	Porsche 911 GT3 R	15	<b>1:45.153</b>	1.477	0.043	155,2	12:32:15
16	29 R.Renauer/N.Armindo	FROGREEN CO2 neutral(DEU)	Porsche 911 GT3 R	13	<b>1:45.161</b>	1.485	0.008	155,2	12:37:00
17	1 D.Lunardi/M.Martin	ALPINA(DEU)	BMW Alpina B6 GT3	8	<b>1:45.241</b>	1.565	0.080	155,1	12:31:09
18	20 C.Hürtgen/D.Schwager	Schubert Motorsport(DEU)	BMW Z4 GT3	24	<b>1:45.405</b>	1.729	0.164	154,9	12:55:03
19	8 D.Baumann/H.Proczyk	Heico Motorsport(DEU)	Mercedes Benz AMG SLS GT3	20	<b>1:45.477</b>	1.801	0.072	154,7	12:43:24
20	11 R.Bader/D.Mengesdorf	Team rhino's Leipert Motorsport(DE	Lamborghini Gallardo LP600+	17	<b>1:45.546</b>	1.870	0.069	154,6	12:41:13
21	23 F.Lestrup/M.Öhlin	WestCoastRacing(SWE)	BMW Z4 GT3	24	<b>1:45.753</b>	2.077	0.207	154,3	12:47:18
22	9 M.Buhk/A.Simonsen	HEICO Junior Team(DEU)	Mercedes Benz AMG SLS GT3	16	<b>1:45.856</b>	2.180	0.103	154,2	12:37:05
23	18 T.Seiler(*A*)/F.Kechele	Callaway Competition(DEU)	Corvette Z06.R GT3	8	<b>1:45.900</b>	2.224	0.044	154,1	12:24:06
24	16 A.Gugger(*A*)/O.Klohs(*A*)	FACH AUTO TECH(CHE)	Porsche 911 GT3 R	18	<b>1:45.939</b>	2.263	0.039	154,1	12:54:17
25	42 K.Wendlinger/J.Seyffarth	SMS Seyffarth Motorsport(DEU)	Mercedes Benz AMG SLS GT3	20	<b>1:45.974</b>	2.298	0.035	154,0	12:56:11
26	33 K.Poulsen(*A*)/C.Nygaard	Young Driver AMR(DEU)	Aston Martin V12 Vantage GT3	22	<b>1:46.005</b>	2.329	0.031	154,0	12:56:30
27	2 F.Spengler/J.Leidinger	Liqui Moly Team Engstler(DEU)	BMW Alpina B6 GT3	19	<b>1:46.435</b>	2.759	0.430	153,4	12:56:37
28	51 C.Schrezenmeier(*A*)/N.Janz(*A*)	Team GT 3 Kasko(DEU)	Porsche 911 GT3 R	10	<b>1:47.204</b>	3.528	0.769	152,3	12:23:52
29	43 G.Grasser/C.Seifert	GRT Grasser Racing Team(AUT)	Lamborghini Gallardo LP600+	18	<b>1:47.511</b>	3.835	0.307	151,8	12:47:07
30	31 T.Schulze/M.Schulze	Schulze Motorsport(DEU)	Nissan GT-R GT3	17	<b>1:47.557</b>	3.881	0.046	151,8	12:53:55
31	34 M.Sandritter/P.Geipel	YACO Racing powered by Jochen S	Chevrolet Camaro GT3	13	<b>1:47.750</b>	4.074	0.193	151,5	12:25:00
32	28 D.Alessi/D.Keilwitz	Callaway Competition(DEU)	Corvette Z06.R GT3	5	<b>1:47.868</b>	4.192	0.118	151,3	12:13:30
33	17 R.Lips(*A*)/F.Schmickler	Callaway Competition(DEU)	Corvette Z06.R GT3	11	<b>1:47.990</b>	4.314	0.122	151,1	12:23:26
34	14 F.Barth/C.Ott	MRS GT-Racing(DEU)	McLaren MP4-12C GT3	8	<b>1:50.855</b>	7.179	2.865	147,2	12:45:28
35	22 C.Tilke(*A*)/C.Abt	Prosperia uhc speed(DEU)	AUDI R8 LMS ultra	8	<b>1:56.708</b>	13.032	5.853	139,9	12:14:09

Subject to final scrutineering!

Publications Time:

Clerk of the course:

Time Keeping:



# ADAC GT Masters

## Lap analysis Free Practice 2

Provisional



Lausitzring, Length: 4534 m  
Air temperature: 22.8°C  
Track temperature: 23.4°C  
Weather condition: Wet

**DMSB** Reg. Nr.: 259/2012  
Deutscher Motor Sport Bund e.V.

**ADAC Masters  
Weekend**

Friday 24.8.2012 11:55

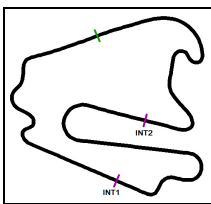
Lap	Time	SE1	SP1	SE2	SP2	SE3	SP3	TSP	Lap	Time	SE1	SP1	SE2	SP2	SE3	SP3	TSP
<b>1</b> Dino Lunardi, FRA/ Maxime Martin, BEL									<b>theoretical besttime: 1:45.060</b>								
1	13:31.728	12:09.174	211	45.435	212	37.119	232		10	5:02.401	3:46.752	219	40.899	218	34.750	236	
2	1:48.662	32.149	218	41.225	218	35.288	234	242	11	1:46.965	31.274	221	40.801	221	34.890	236	247
3	1:46.851	30.940	219	41.284	216	34.627	236	246	12	1:46.575	31.103	221	40.954	220	34.518	<b>237</b>	<b>248</b>
4	1:46.612	31.057	220	41.123	219	34.432	236	247	13	1:55.911	31.948	195	41.049	222	42.914		248
5	1:53.544	30.694	220	40.396	220	42.454		247	14	5:12.349	3:52.579	216	42.967	164	36.803	234	
6	11:50.943	10:35.459	218	40.751	218	34.733	234		15	1:47.853	31.366	221	40.662	216	35.825	235	245
7	1:45.258	30.735	220	<b>40.227</b>	221	34.296	234	245	16	1:45.860	30.798	<b>222</b>	40.687	<b>222</b>	34.375	235	246
8	<b>1:45.241</b>	<b>30.562</b>	219	40.408	215	<b>34.271</b>	235	245	17	1:45.746	30.871	221	40.435	220	34.440	237	246
9	1:53.584	30.843	220	40.290	220	42.451		246	18	1:56.693	30.781	222	43.034	221	42.878		248

<b>2</b> Florian Spengler, DEU/ Johannes Leidinger, DEU									<b>theoretical besttime: 1:45.778</b>								
1	12:09.004	10:43.943	214	44.747	200	40.314	235		11	8:06.196	6:49.528	219	41.451	220	35.217	235	
2	1:49.507	32.767	220	41.503	221	35.237	236	246	12	1:50.243	32.222	220	42.542	211	35.479	235	246
3	1:46.989	31.389	220	40.807	221	34.793	237	246	13	1:50.497	31.068	222	44.157	220	35.272	235	246
4	1:47.128	31.024	222	40.902	222	35.202	237	249	14	1:59.686	30.988	223	43.622	213	45.076		247
5	1:58.750	31.049	222	43.901	221	43.800		248	15	8:02.392	6:39.142	213	43.962	219	39.288	230	
6	5:48.230	4:32.281	221	40.825	219	35.124	237		16	1:49.383	31.791	220	42.109	219	35.483	236	242
7	1:46.858	31.287	222	40.626	222	34.945	<b>239</b>	248	17	1:46.442	<b>30.626</b>	223	41.198	222	<b>34.618</b>	237	247
8	1:48.275	31.138	223	41.518	<b>223</b>	35.619	237	<b>250</b>	18	1:46.665	30.670	<b>224</b>	40.991	221	35.004	235	248
9	1:48.309	31.420	221	41.566	223	35.323	236	248	19	<b>1:46.435</b>	30.675	224	<b>40.534</b>	222	35.226	235	246
10	1:55.880	31.861	222	40.858	222	43.161		247	20	2:02.345	35.540	193	41.594	222	45.211		242

<b>4</b> Daniel Dobitsch, AUT/ Florian Stoll, DEU									<b>theoretical besttime: 1:44.310</b>								
1	7:46.743	6:13.720	188	52.419	194	40.604	230		14	1:46.274	31.048	222	40.497	223	34.729	239	248
2	1:56.946	34.646	218	45.479	212	36.821	235	242	15	1:45.462	30.700	223	40.363	223	34.399	239	249
3	1:51.001	32.166	219	42.889	217	35.946	237	246	16	2:21.991	52.292	159	46.156	219	43.543		250
4	1:48.951	31.661	221	42.152	220	35.138	237	247	17	5:22.176	4:02.017	218	44.951	219	35.208	238	
5	1:48.592	31.426	220	41.279	221	35.887	236	247	18	1:45.611	30.841	223	40.455	223	34.315	239	248
6	1:55.858	31.088	221	41.360	221	43.410		247	19	<b>1:44.586</b>	<b>30.206</b>	224	40.272	223	34.108	<b>240</b>	250
7	3:33.582	2:17.869	220	40.844	221	34.869	237		20	1:52.858	30.316	<b>225</b>	40.679	223	41.863		<b>251</b>
8	1:46.373	30.760	222	41.187	221	34.426	238	247	21	4:17.538	2:53.230	222	44.213	165	40.095	238	
9	1:46.966	30.797	223	41.141	219	35.028	238	249	22	1:44.628	30.524	224	<b>40.051</b>	225	<b>34.053</b>	238	248
10	1:45.824	30.804	222	40.584	221	34.436	238	248	23	1:45.461	30.406	225	40.891	226	34.164	238	249
11	1:45.416	30.735	222	40.247	221	34.434	238	248	24	1:44.890	30.376	224	40.111	<b>226</b>	34.403	239	250
12	1:51.787	30.756	222	40.844	220	40.187		248	25	2:03.804	38.351	116					250
13	3:42.048	2:25.710	222	40.928	220	35.410	237										

<b>5</b> Sebastian Asch, DEU/ Maximilian Götz, DEU									<b>theoretical besttime: 1:43.829</b>								
1	7:28.341	5:58.851	189	49.703	198	39.787	234		14	1:44.881	30.339	223	40.261	223	34.281	238	<b>249</b>
2	1:55.563	34.726	218	44.314	217	36.523	236	244	15	1:53.525	30.502	222	41.086	222	41.937		249
3	1:50.452	32.489	221	42.107	219	35.856	236	247	16	6:30.590	5:15.710	220	40.558	223	34.322	236	
4	1:50.229	32.120	219	42.006	221	36.103	237	247	17	1:45.195	30.488	223	40.409	224	34.298	<b>239</b>	249
5	1:46.628	31.167	221	40.828	223	34.633	238	248	18	1:44.332	30.306	223	39.947	224	34.079	239	249
6	1:55.520	31.162	221	41.633	219	42.725		249	19	1:52.105	30.245	223	40.420	213	41.440		249
7	5:32.787	4:16.568	218	41.439	221	34.780	237		20	3:15.611	1:51.596	190	44.307	208	39.708	237	
8	1:45.975	30.970	221	40.657	222	34.348	238	247	21	1:45.405	30.863	222	40.248	225	34.294	238	247
9	1:45.050	30.667	222	40.221	224	34.162	237	248	22	1:45.152	30.377	223	40.532	225	34.243	239	248
10	1:55.026	30.955	220	40.645	220	43.426		248	23	<b>1:43.878</b>	<b>30.060</b>	<b>224</b>	39.878	226	<b>33.940</b>	239	249
11	4:19.664	3:01.522	220	41.842	221	36.300	238		24	1:44.333	30.267	224	<b>39.829</b>	<b>226</b>	34.237	238	249
12	1:46.385	31.126	221	40.564	222	34.695	238	249	25	1:54.874	32.052	223	40.273	225	42.549		249
13	1:44.960	30.693	223	40.165	224	34.102	238	249									

<b>6</b> Mario Farnbacher, DEU/ Niclas Kentenich, DEU									<b>theoretical besttime: 1:45.047</b>								
1	3:07.164	1:32.755	183	52.574	193	41.835	235		13	1:46.275	30.846	225	40.776	224	34.653	242	252
2	2:05.115	36.615	219	47.319	198	41.181	235	244	14	1:45.612	30.738	226	40.572	224	<b>34.302</b>	243	254
3	2:11.774	35.746	220	47.871	205	48.157		247	15	<b>1:45.153</b>	<b>30.443</b>	226	<b>40.302</b>	<b>227</b>	34.408	<b>245</b>	<b>255</b>
4	5:28.553	4:06.011	181	45.998	217	36.544	240		16	1:54.353	30.776	<b>226</b>	41.761	224	41.816		254
5	1:50.864	32.295	223	42.354	221	36.215	241	249	17	3:22.106	2:06.145	225	41.317	212	34.644	241	
6	1:49.752	32.401	225	41.887	222	35.464	241	252	18	1:50.541	30.957	226	42.758	223	36.826	241	253



# ADAC GT Masters

## Lap analysis Free Practice 2



Provisional

Lausitzring, Length: 4534 m

Air temperature: 22.8°C

Track temperature: 23.4°C

Weather condition: Wet



Reg. Nr.: 259/2012

Friday 24.8.2012 11:55

**ADAC Masters  
Weekend**

Lap	Time	SE1	SP1	SE2	SP2	SE3	SP3	TSP	Lap	Time	SE1	SP1	SE2	SP2	SE3	SP3	TSP
7	1:47.775	31.263	226	41.236	222	35.276	242	252	19	1:46.498	30.995	224	41.144	218	34.359	242	252
8	1:47.185	30.941	224	41.285	221	34.959	243	253	20	1:58.999	34.304	225	41.744	223	42.951		252
9	1:46.347	30.657	224	40.884	225	34.806	243	253	21	3:22.360	2:06.746	225	40.817	223	34.797	242	
10	1:54.403	31.016	224	40.857	224	42.530		253	22	1:46.520	30.977	224	40.866	226	34.677	242	251
11	6:13.262	4:44.281	146	50.439	178	38.542	225		23	1:46.639	30.783	226	41.089	223	34.767	243	252
12	1:55.967	33.824	180	46.043	223	36.100	242	236									

### 7 Christiaan Frankenhou, NLD/ Kenneth Heyer, DEU

theoretical besttime: 1:44.781

1	5:53.531	4:17.084	168	54.117	204	42.330	225		14	5:22.854	4:01.047	214	43.119	183	38.688	235	
2	2:27.240	39.999	183	52.811	204	54.430		236	15	1:46.319	31.071	220	40.717	221	34.531	236	245
3	6:12.195	4:47.701	212	47.194	157	37.300	232		16	1:45.269	30.768	<b>222</b>	40.234	220	34.267	<b>237</b>	246
4	1:50.061	32.737	217	41.888	219	35.436	234	242	17	2:03.778	45.183	207	43.432	219	35.163	236	<b>247</b>
5	1:49.629	31.847	218	42.405	220	35.377	234	245	18	1:45.221	30.691	221	<b>40.198</b>	222	34.332	236	246
6	1:48.220	31.793	218	41.333	219	35.094	234	245	19	<b>1:44.797</b>	<b>30.381</b>	221	40.214	<b>222</b>	<b>34.202</b>	234	246
7	1:48.697	31.547	219	41.419	220	35.731	233	244	20	1:56.421	31.797	219	42.255	217	42.369		244
8	1:47.107	31.096	219	41.017	220	34.994	233	244	21	3:17.341	1:59.286	220	42.967	220	35.088	234	
9	1:55.573	31.296	220	41.197	220	43.080		244	22	1:46.509	31.266	221	40.711	219	34.532	234	244
10	3:31.351	2:16.023	219	40.840	219	34.488	235		23	2:08.315	31.290	220	1:01.555	220	35.470	235	244
11	1:46.899	30.879	220	41.356	211	34.664	235	245	24	2:16.577	31.066	221				233	246
12	1:45.822	30.765	220	40.548	220	34.509	236	246	25	1:55.098	31.646	219	40.737	222	42.715		243
13	1:53.134	31.078	220	40.808	219	41.248		246									

### 8 Dominik Baumann, AUT/ Harald Proczyk, AUT

theoretical besttime: 1:45.239

1	4:13.522	2:40.618	184	50.080	209	42.824	224		15	4:29.985	3:00.450	136	52.657	161	36.878	235	
2	2:06.830	37.139	214	48.101	212	41.590	229	235	16	1:47.592	31.790	218	41.087	220	34.715	237	245
3	2:04.839	36.914	215	47.627	209	40.298	230	240	17	1:46.070	<b>30.665</b>	222	40.871	223	34.534	237	246
4	2:14.391	37.672	166	47.565	214	49.154		240	18	1:45.892	30.769	<b>223</b>	40.496	223	34.627	239	248
5	5:04.353	3:39.475	185	48.161	178	36.717	236		19	1:47.230	32.478	221	40.468	222	<b>34.284</b>	238	<b>249</b>
6	1:49.990	31.775	220	41.463	220	36.752	236	246	20	<b>1:45.477</b>	30.801	222	<b>40.290</b>	223	34.386	<b>239</b>	248
7	1:47.516	31.231	221	41.572	219	34.713	237	246	21	1:57.266	32.942	204	41.473	223	42.851		249
8	1:49.057	30.980	222	41.687	220	36.390	237	248	22	2:56.628	1:40.601	222	40.526	222	35.501	237	
9	1:55.458	31.263	220	42.158	219	42.037		247	23	1:45.579	30.773	222	40.429	<b>224</b>	34.377	238	248
10	4:42.489	3:26.180	161	41.744	221	34.565	236		24	1:49.415	31.415	222	41.012	222	36.988	237	249
11	1:46.281	31.126	221	40.717	221	34.438	237	247	25	1:46.878	30.992	222	40.641	223	35.245	236	247
12	1:46.517	30.761	221	40.794	219	34.962	236	247	26	1:46.057	30.868	222	40.607	218	34.582	237	247
13	1:45.729	30.694	220	40.652	221	34.383	237	247	27	1:52.420	30.676	223	40.152	223	41.592		247
14	1:55.451	30.801	221	40.887	216	43.763		247									

### 9 Maximilian Buhk, DEU/ Andreas Simonsen, SWE

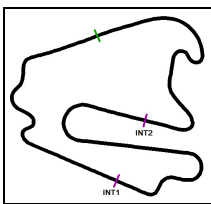
theoretical besttime: 1:45.562

1	4:53.780	3:23.653	211	47.495	207	42.632	231		14	1:46.373	30.951	222	40.537	222	34.885	<b>238</b>	248
2	2:04.996	37.401	216	46.848	210	40.747	231	240	15	1:46.278	30.825	221	40.835	222	34.618	238	249
3	2:01.362	35.502	217	46.483	209	39.377	231	242	16	<b>1:45.856</b>	30.745	222	40.488	222	34.623	238	249
4	2:10.232	34.499	217	45.191	214	50.542		242	17	1:53.608	<b>30.646</b>	223	40.572	216	42.390		249
5	6:47.135	5:26.549	195	44.857	217	35.729	236		18	4:25.069	3:07.652	200	42.390	220	35.027	236	
6	1:49.934	32.362	184	42.480	220	35.092	236	246	19	1:46.792	31.543	222	40.688	222	34.561	237	247
7	1:47.768	31.083	220	41.812	222	34.873	237	247	20	1:46.776	30.941	221	41.044	210	34.791	237	248
8	1:47.160	30.986	222	41.457	222	34.717	237	248	21	1:46.270	30.883	222	40.937	222	<b>34.450</b>	238	247
9	1:46.454	30.875	222	40.767	221	34.812	237	248	22	1:52.302	30.880	222	45.738	222	35.684	237	249
10	1:55.554	31.292	217	41.124	221	43.138		248	23	1:46.299	30.863	223	40.809	<b>224</b>	34.627	237	248
11	4:49.206	3:32.678	221	41.008	222	35.520	<b>238</b>		24	1:49.121	32.936	199	41.691	223	34.494	238	249
12	1:55.559	30.801	<b>223</b>	40.623	222	44.135		<b>249</b>	25	1:46.011	30.672	223	<b>40.466</b>	224	34.873	236	248
13	2:58.078	1:42.572	221	40.555	223	34.951	237		26	1:52.951	30.873	223	40.422	224	41.656		247

### 10 Lance David Arnold, DEU/ Alexandros Margaritis, GRC

theoretical besttime: 1:44.527

1	2:43.561	1:13.861	209	48.575	201	41.125	229		16	1:45.744	30.742	222	40.464	221	34.538	237	248
2	2:05.614	37.008	215	47.758	206	40.848	230	239	17	1:46.164	30.997	220	40.662	218	34.505	237	247
3	2:04.131	36.805	213	47.346	209	39.980	231	240	18	1:55.198	30.858	221	41.529	217	42.811		247
4	2:01.517	36.000	216	45.821	210	39.696	229	241	19	3:50.322	2:32.434	214	42.419	215	35.469	235	
5	1:58.674	34.980	215	45.239	210	38.455	229	241	20	1:47.580	31.339	220	40.681	221	35.560	237	245
6	2:06.561	35.297	214	44.817	213	46.447		240	21	1:45.274	30.576	222	40.398	221	34.300	<b>237</b>	248
7	4:57.951	3:39.095	179	43.359	216	35.497	234		22	1:45.115	30.435	223	40.252	221	34.428	235	<b>248</b>



# ADAC GT Masters

## Lap analysis Free Practice 2



Provisional

Lausitzring, Length: 4534 m

Air temperature: 22.8°C

Track temperature: 23.4°C

Weather condition: Wet



Reg. Nr.: 259/2012

Friday 24.8.2012 11:55

**ADAC Masters  
Weekend**

Lap	Time	SE1	SP1	SE2	SP2	SE3	SP3	TSP	Lap	Time	SE1	SP1	SE2	SP2	SE3	SP3	TSP
8	1:50.419	32.216	159	42.754	219	35.449	235	245	23	1:53.085	30.944	<b>223</b>	41.153	222	40.988	246	
9	1:46.073	30.770	221	40.700	219	34.603	234	245	24	2:50.962	1:35.853	221	40.488	222	34.621	235	
10	1:46.211	30.730	221	40.953	219	34.528	234	245	25	1:45.515	30.511	222	40.544	223	34.460	235	
11	1:45.901	30.638	221	40.704	219	34.559	235	245	26	1:45.599	30.529	222	40.596	222	34.474	236	
12	1:46.155	30.760	220	40.723	219	34.672	235	245	27	<b>1:44.616</b>	<b>30.212</b>	222	40.106	222	<b>34.298</b>	235	
13	1:53.498	30.821	221	41.161	220	41.516		246	28	1:44.877	30.547	223	<b>40.017</b>	<b>223</b>	34.313	235	
14	4:48.361	3:32.422	218	41.355	216	34.584	235		29	2:07.835	34.953	206	44.514	178	48.368	246	
15	1:46.016	30.746	221	40.832	219	34.438	237	246									

### 11 Raffael Bader, CHE/ David Mengesdorf, DEU

theoretical besttime: 1:45.278

1	5:54.602	4:22.375	156	50.680	166	41.547	225		14	1:56.917	31.332	220	41.807	213	43.778	<b>246</b>
2	2:02.905	36.373	210	46.913	205	39.619	226	234	15	7:18.647	5:55.446	193	45.344	212	37.857	232
3	2:00.861	35.025	211	46.210	207	39.626	225	235	16	1:46.242	31.256	219	40.506	221	34.480	234
4	2:10.052	35.248	208	47.081	204	47.723		235	17	<b>1:45.546</b>	30.700	220	<b>40.311</b>	<b>221</b>	34.535	234
5	4:48.865	3:23.971	206	47.182	205	37.712	227		18	1:45.599	<b>30.549</b>	<b>221</b>	40.632	220	<b>34.418</b>	235
6	1:51.222	32.524	215	42.413	213	36.285	228	237	19	1:56.803	30.897	219	41.117	213	44.789	244
7	1:48.361	31.497	216	41.350	215	35.514	228	237	20	3:50.297	2:32.245	216	42.452	217	35.600	232
8	1:47.475	31.388	215	40.901	217	35.186	230	238	21	1:46.936	31.162	219	40.550	218	35.224	231
9	1:48.592	31.125	215	41.746	214	35.721	230	239	22	2:02.341	30.876	219	56.233	217	35.232	232
10	1:55.272	31.556	216	41.313	216	42.403		239	23	1:46.540	31.047	218	40.564	219	34.929	233
11	3:38.805	2:21.306	206	42.011	219	35.488	234		24	1:46.289	30.925	219	40.533	219	34.831	233
12	1:52.186	34.877	219	41.234	220	36.075	<b>233</b>	225	25	1:57.784	33.589	200	41.236	219	42.959	243
13	1:46.722	30.925	220	40.833	220	34.964	<b>235</b>	243								

### 14 Fredy Barth, CHE/ Christian Ott, DEU

theoretical besttime: 1:50.855

1	3:19.789	1:45.382	212	51.445	196	42.962	227		7	31:20.749	29:59.785	213	44.382	215	36.582	235
2	2:08.225	37.840	215	49.553	208	40.832	231	225	8	<b>1:50.855</b>	<b>32.224</b>	<b>222</b>	<b>42.621</b>	218	<b>36.010</b>	235
3	2:05.623	36.809	217	48.491	209	40.323	233	241	9	2:23.802	35.716	141	48.738	193	59.348	<b>246</b>
4	2:16.641	35.852	216	47.570	210	53.219		243	10	6:45.144	5:19.846	217	44.308	216	40.990	219
5	4:59.392	3:30.817	208	49.326	206	39.249	233		11	1:53.941	34.131	212	42.687	<b>218</b>	37.123	<b>235</b>
6	2:26.630	36.212	215	54.367	164	56.051		244	12	2:04.802	32.336	181	47.097	160	45.369	246

### 15 Swen Dolenc, DEU/ Martin Ragginger, AUT

theoretical besttime: 1:43.601

1	21:15.539	19:58.532	220	42.027	221	34.980	242		9	1:46.380	31.443	226	40.414	225	34.523	242
2	1:47.536	31.026	226	41.386	224	35.124	242	252	10	2:23.145	30.772	225	1:14.963	150	37.410	240
3	1:45.872	31.017	225	40.664	223	34.191	242	253	11	1:45.233	30.695	226	40.486	225	34.052	242
4	1:45.664	30.517	226	40.460	224	34.687	<b>243</b>	252	12	1:53.279	30.920	226	41.128	224	41.231	252
5	1:47.226	31.551	225	40.382	225	35.293	240	253	13	4:55.965	3:39.402	210	42.056	222	34.507	242
6	1:45.983	30.891	225	40.224	225	34.868	242	251	14	1:43.862	<b>30.089</b>	226	40.066	<b>226</b>	<b>33.707</b>	243
7	2:06.646	30.866	226	52.715	218	43.065		252	15	<b>1:43.676</b>	30.144	226	<b>39.805</b>	225	33.727	243
8	4:23.577	3:08.862	224	40.415	223	34.300	241		16	1:52.700	30.162	<b>227</b>	40.038	225	42.500	<b>254</b>

### 16 Andrina Gugger, CHE/ Otto Klohs, DEU

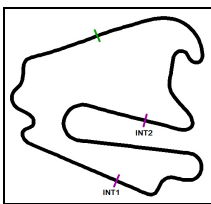
theoretical besttime: 1:45.883

1	24:17.362	22:52.537	177	47.787	213	37.038	239		11	1:48.700	31.671	224	42.016	223	35.013	240
2	1:51.186	32.618	224	42.826	219	35.742	240	249	12	1:48.433	31.466	225	41.926	220	35.041	241
3	1:48.593	31.648	223	41.868	221	35.077	239	250	13	1:57.510	31.538	225	41.753	222	44.219	<b>252</b>
4	1:48.934	31.858	224	41.930	220	35.146	240	250	14	3:43.212	2:20.848	162	46.229	195	36.135	240
5	1:49.910	31.905	223	41.697	221	36.308	239	250	15	1:49.359	31.895	225	42.311	222	35.153	240
6	1:48.968	31.683	224	42.046	222	35.239	241	249	16	1:46.741	30.893	226	41.162	224	34.686	240
7	1:48.733	31.589	224	41.808	221	35.336	239	251	17	1:47.011	<b>30.774</b>	<b>226</b>	41.472	222	34.765	240
8	1:57.184	32.029	224	41.961	221	43.194		250	18	<b>1:45.939</b>	<b>30.774</b>	226	40.844	223	<b>34.321</b>	241
9	3:52.131	2:35.245	222	41.791	221	35.095	239		19	1:46.081	30.778	226	<b>40.788</b>	<b>224</b>	34.515	<b>242</b>
10	1:47.575	31.357	224	41.404	221	34.814	241	250	20	1:56.240	31.248	226	41.561	224	43.431	251

### 17 Remo Lips, CHE/ Frank Schmickler, DEU

theoretical besttime: 1:47.811

1	6:48.518	4:52.280	114	1:05.453	122	50.785	162		13	3:28.354	2:08.594	219	43.308	218	36.452	236
2	2:19.848	44.406	151	53.136	182	42.306	214	153	14	1:49.406	32.130	220	42.025	220	35.251	236
3	2:01.738	35.896	215	45.977	212	39.865	227	227	15	1:50.037	32.296	219	42.151	221	35.590	237
4	2:08.600	34.572	217	45.310	214	48.718		239	16	1:56.261	32.004	220	41.775	220	42.482	248
5	4:00.552	2:37.946	214	45.446	215	37.160	235		17	5:35.046	3:47.661	220	1:10.712	218	36.673	235



# ADAC GT Masters

## Lap analysis Free Practice 2

Provisional



Lausitzring, Length: 4534 m

Air temperature: 22.8°C

Track temperature: 23.4°C

Weather condition: Wet



Reg. Nr.: 259/2012

Friday 24.8.2012 11:55

**ADAC Masters  
Weekend**

Lap	Time	SE1	SP1	SE2	SP2	SE3	SP3	TSP	Lap	Time	SE1	SP1	SE2	SP2	SE3	SP3	TSP
6	1:50.543	32.374	221	42.103	221	36.066	208	246	18	1:57.565	32.119	222	42.206	217	43.240	247	
7	2:01.343	38.991	199	46.176	221	36.176	<b>240</b>	191	19	4:25.414	3:06.360	217	42.224	220	36.830	237	
8	1:50.832	33.266	222	41.545	222	36.021	238	<b>251</b>	20	1:48.642	31.942	221	41.540	223	35.160	240	247
9	1:48.216	31.552	223	41.541	<b>223</b>	35.123	240	249	21	1:57.569	31.642	221	42.198	163	43.729	250	
10	1:48.174	31.883	<b>224</b>	<b>41.299</b>	<b>223</b>	<b>34.992</b>	239	<b>251</b>	22	3:24.373	2:01.889	221	44.653	154	37.831	238	
11	<b>1:47.990</b>	<b>31.520</b>	223	41.309	222	35.161	239	251	23	1:48.558	31.631	224	41.478	222	35.449	239	249
12	2:02.735	32.763	215	44.464	214	45.508		250	24	2:00.519	31.707	224	43.698	222	45.114	250	

### 18 Toni Seiler, CHE/ Frank Kechele, DEU

theoretical besttime: 1:45.777

1	15:58.865	14:16.467	142	57.887	149	44.511	225		7	1:46.369	30.759	218	40.527	221	35.083	240	251
2	2:09.722	35.955	192	52.178	136	41.589	186	235	8	<b>1:45.900</b>	<b>30.520</b>	<b>225</b>	40.570	221	<b>34.810</b>	<b>241</b>	251
3	2:02.545	37.881	172	47.340	169	37.324	238	178	9	1:55.201	30.554	224	41.193	220	43.454		<b>252</b>
4	1:48.734	31.347	223	41.971	215	35.416	238	250	10	4:19.142	2:22.251	212	42.605	218	1:14.286		
5	1:48.237	31.537	222	41.562	221	35.138	239	249	11	4:19.389	2:42.020	218	44.380	213	52.989		
6	1:46.086	30.693	224	<b>40.447</b>	<b>221</b>	34.946	240	250									

### 20 Claudia Hürtgen, DEU/ Dominik Schwager, DEU

theoretical besttime: 1:45.156

1	2:36.630	1:06.324	200	49.134	203	41.172	223		14	1:48.426	31.460	217	41.996	219	34.970	232	242
2	2:08.197	36.916	210	47.839	204	43.442	227	232	15	1:45.469	30.848	217	40.186	<b>220</b>	<b>34.435</b>	233	242
3	2:01.855	35.865	210	46.429	209	39.561	225	235	16	1:45.652	30.724	216	40.177	<b>220</b>	34.751	232	242
4	2:08.242	35.008	211	46.646	207	46.588		236	17	1:52.344	30.840	216	40.266	217	41.238		242
5	6:22.171	4:59.858	195	45.452	214	36.861	230		18	3:38.045	2:21.126	216	41.291	217	35.628	234	
6	1:49.702	31.989	216	42.264	213	35.449	232	241	19	1:46.512	31.043	218	40.591	218	34.878	233	242
7	1:48.398	31.275	214	42.046	216	35.077	234	240	20	1:46.494	30.730	218	40.833	218	34.931	234	243
8	1:49.092	31.430	219	41.065	215	36.597	233	242	21	1:45.717	30.663	<b>219</b>	40.402	217	34.652	235	243
9	1:47.582	31.051	218	41.249	217	35.282	231	243	22	1:45.690	30.748	218	40.281	219	34.661	234	<b>244</b>
10	1:56.422	31.413	216	41.693	216	43.316		241	23	1:45.661	<b>30.584</b>	218	40.389	219	34.688	235	243
11	4:03.153	2:44.692	215	42.722	215	35.739	210		24	<b>1:45.405</b>	30.702	218	<b>40.137</b>	220	34.566	<b>235</b>	244
12	4:08.335	36.193	182	1:50.811	66	1:41.331		198	25	1:54.540	30.582	220	41.121	217	42.837		243
13	5:57.980	4:33.644	207	47.875	214	36.461	231										

### 21 Edward Sandström, SWE/ Christopher Mies, DEU

theoretical besttime: 1:44.950

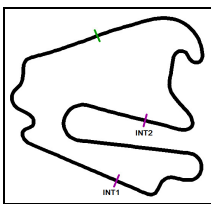
1	2:29.605	59.610	206	48.400	201	41.595	222		15	1:47.427	31.284	216	40.704	212	35.439	232	239
2	2:04.442	36.861	211	47.361	207	40.220	225	232	16	<b>1:45.110</b>	<b>30.575</b>	216	40.158	217	<b>34.377</b>	230	241
3	2:02.186	35.968	211	46.693	206	39.525	226	235	17	1:53.261	30.737	217	40.834	215	41.690		240
4	2:01.471	35.901	211	46.199	208	39.371	226	236	18	4:10.596	2:52.174	214	42.577	209	35.845	229	
5	2:00.793	35.293	211	46.403	207	39.097	225	237	19	1:48.170	31.562	215	41.464	214	35.144	230	239
6	2:08.772	35.421	209	46.312	205	47.039		236	20	1:47.042	31.329	216	40.739	216	34.974	231	240
7	4:16.038	2:53.211	152	46.499	210	36.328	229		21	1:46.700	31.102	216	40.716	214	34.882	232	241
8	1:48.064	31.831	214	41.087	215	35.146	231	238	22	1:55.117	31.548	216	41.092	214	42.477		242
9	1:46.460	31.049	216	40.442	216	34.969	<b>232</b>	241	23	4:24.118	3:03.930	213	44.315	213	35.873	228	
10	1:47.612	31.623	216	40.945	217	35.044	231	<b>242</b>	24	1:47.384	31.485	216	40.799	213	35.100	230	238
11	1:54.260	30.715	217	41.167	216	42.378		241	25	1:46.320	31.072	216	40.538	217	34.710	231	240
12	4:59.231	3:43.362	214	41.191	216	34.678	231		26	1:46.439	30.949	<b>218</b>	40.679	218	34.811	231	241
13	1:45.780	30.597	216	40.428	216	34.755	230	241	27	1:45.183	30.735	218	<b>39.998</b>	<b>218</b>	34.450	231	241
14	1:45.241	30.654	216	40.025	217	34.562	229	240	28	1:55.928	31.765	218	41.597	218	42.566		241

### 22 Carsten Tilke, DEU/ Christian Abt, DEU

theoretical besttime: 1:50.463

1	2:42.172	1:08.222	200	49.761	175	44.189	218		9	2:00.608	33.776	208	46.957	185	39.875	<b>223</b>	224
2	2:05.254	36.866	205	47.518	202	40.870	218	227	10	2:12.614	35.437	209	45.259	200	51.918		228
3	2:03.358	36.178	205	46.974	203	40.206	218	228	11	3:01.480	1:38.990	205	44.517	205	37.973	222	
4	2:14.305	36.021	205	48.433	181	49.851		228	12	1:58.543	33.718	209	45.493	200	39.332	202	233
5	4:06.311	2:27.946	165	54.003	182	44.362	214		13	2:14.278	35.550	202	48.378	192	50.350		210
6	2:03.216	36.406	206	47.364	202	39.446	223	226	14	5:56.636	4:37.965	206	42.708	<b>208</b>	<b>35.963</b>	220	
7	1:58.431	34.377	198	45.929	203	38.125	222	<b>233</b>	15	1:58.122	<b>31.894</b>	208	<b>42.606</b>	204	43.622		222
8	<b>1:56.708</b>	33.865	<b>209</b>	45.042	204	37.801	221	232									





# ADAC GT Masters

## Lap analysis Free Practice 2

Provisional



Lausitzring, Length: 4534 m

Air temperature: 22.8°C

Track temperature: 23.4°C

Weather condition: Wet



Reg. Nr.: 259/2012

Friday 24.8.2012 11:55

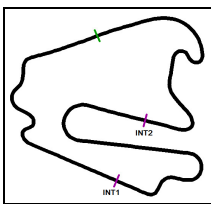


Lap	Time	SE1	SP1	SE2	SP2	SE3	SP3	TSP	Lap	Time	SE1	SP1	SE2	SP2	SE3	SP3	TSP
<b>23 Fredrik Lestrup, SWE/ Martin Öhlin, SWE</b>									<b>theoretical besttime: 1:45.741</b>								
1	2:38.174	1:07.253	178	49.236	199	41.685	220		15	1:53.325	30.774	217	40.350	219	42.201	242	
2	2:05.298	37.131	210	47.282	204	40.885	224	228	16	4:49.333	3:33.305	216	40.994	215	35.034	233	
3	2:01.760	35.685	209	46.308	208	39.767	226	234	17	1:47.726	31.181	217	41.254	218	35.291	<b>234</b>	243
4	2:00.366	35.087	209	45.916	203	39.363	225	235	18	1:46.913	31.089	217	40.613	218	35.211	234	<b>244</b>
5	2:15.962	36.538	188	48.589	176	50.835		235	19	1:46.422	31.059	<b>219</b>	40.431	219	34.932	233	243
6	6:00.017	4:38.654	212	43.793	210	37.570	228		20	1:47.018	30.927	217	41.062	214	35.029	233	243
7	1:48.371	32.042	215	41.191	215	35.138	231	238	21	1:46.435	31.034	217	40.428	217	34.973	232	242
8	1:47.624	31.225	216	40.841	215	35.558	231	240	22	1:46.107	30.837	216	<b>40.166</b>	219	35.104	232	241
9	1:49.395	31.362	216	41.952	217	36.081	231	241	23	1:46.141	30.826	216	40.343	220	34.972	232	242
10	1:49.152	31.187	216	41.692	214	36.273	232	241	24	<b>1:45.753</b>	30.725	217	40.173	<b>220</b>	<b>34.855</b>	233	242
11	1:46.591	30.923	216	40.587	217	35.081	232	242	25	1:54.405	<b>30.720</b>	217	41.243	218	42.442		242
12	1:46.586	30.840	216	40.672	218	35.074	232	242	26	7:08.159	5:46.857	214	44.350	197	36.952	184	
13	1:46.496	30.898	217	40.485	219	35.113	232	242	27	2:00.884	34.323	203	42.714	199	43.847		206
14	1:47.195	30.793	216	40.731	215	35.671	232	242									

<b>25 Georg Engelhardt, DEU/ Marco Seefried, DEU</b>									<b>theoretical besttime: 1:44.974</b>								
1	15:34.133	13:55.365	105	54.215	167	44.553	231		13	1:59.716	31.330	224	44.606	216	43.780		252
2	1:52.192	33.003	222	42.529	219	36.660	241	245	14	3:59.205	2:31.250	146	51.188	179	36.767	241	
3	1:49.949	32.013	222	42.494	220	35.442	241	250	15	1:47.319	31.072	<b>226</b>	41.551	220	34.696	241	251
4	1:49.155	31.638	223	42.231	216	35.286	239	252	16	1:45.240	30.662	224	40.268	<b>225</b>	34.310	242	252
5	1:49.065	31.333	222	41.636	214	36.096	240	250	17	1:45.549	30.535	225	40.627	218	34.387	<b>243</b>	251
6	1:48.389	31.263	223	41.867	221	35.259	240	250	18	1:45.226	<b>30.516</b>	226	40.457	224	<b>34.253</b>	240	251
7	1:56.454	31.002	222	41.879	216	43.573		249	19	<b>1:45.042</b>	30.517	225	<b>40.205</b>	224	34.320	241	252
8	3:23.732	2:06.717	219	41.473	220	35.542	239		20	1:56.413	30.566	226	41.064	219	44.783		251
9	1:48.171	31.146	223	41.363	221	35.662	242	251	21	2:59.483	1:41.574	221	42.613	217	35.296	241	
10	1:47.733	31.262	223	41.129	221	35.342	240	251	22	1:48.206	30.978	225	42.327	211	34.901	241	250
11	1:47.117	31.238	224	40.924	222	34.955	242	251	23	1:47.933	31.171	225	41.723	218	35.039	241	<b>253</b>
12	1:46.884	30.998	224	40.900	223	34.986	242	251	24	2:01.329	31.384	223	43.626	184	46.319		253

<b>26 Rene Bourdeaux, DEU/ Alfred Renauer, DEU</b>									<b>theoretical besttime: 1:44.505</b>								
1	3:36.693	1:53.669	145	56.435	141	46.589	147		14	1:51.887	30.918	226	46.445	225	34.524	<b>245</b>	255
2	2:20.912	38.826	182	51.239	166	50.847		182	15	1:47.845	31.238	228	40.629	226	35.978	245	<b>256</b>
3	6:07.137	4:20.661	107	1:03.514	110	42.962	224		16	1:45.662	30.939	228	40.460	227	34.263	244	255
4	1:56.874	34.942	220	44.944	214	36.988	241	232	17	1:45.240	30.639	228	40.490	226	<b>34.111</b>	245	255
5	1:50.581	32.187	223	42.453	220	35.941	241	251	18	1:55.337	31.331	226	41.341	223	42.665		256
6	1:48.263	31.571	224	41.514	222	35.178	243	252	19	5:39.205	4:18.947	201	42.429	220	37.829	242	
7	2:13.071	31.155	225	58.361	222	43.555		253	20	1:45.245	30.924	226	40.198	227	34.123	243	253
8	4:36.702	3:18.126	223	42.866	222	35.710	241		21	<b>1:44.726</b>	30.584	228	40.001	227	34.141	244	254
9	1:48.167	31.430	225	41.690	223	35.047	243	252	22	1:45.187	30.510	228	40.269	228	34.408	244	255
10	1:47.092	30.938	226	41.116	223	35.038	243	254	23	1:47.004	30.666	<b>229</b>	41.200	226	35.138	244	255
11	1:47.500	31.236	225	41.337	223	34.927	243	254	24	1:44.989	30.496	229	<b>39.918</b>	<b>228</b>	34.575	244	255
12	2:01.366	31.433	226	41.314	209	48.619		254	25	1:57.781	<b>30.476</b>	229	39.969	226	47.336		255
13	4:17.059	3:00.992	222	41.395	225	34.672	244										

<b>27 Andreas Wirth, DEU/ Heinz-Harald Frentzen, DEU</b>									<b>theoretical besttime: 1:45.093</b>								
1	6:06.339	4:19.790	121	56.660	170	49.889	148		12	8:10.968	6:52.564	183	43.194	221	35.210	238	
2	2:24.815	44.439	161	56.555	101	43.821	226	167	13	1:47.443	30.990	224	41.009	223	35.444	239	249
3	2:00.181	36.135	218	46.325	212	37.721	233	238	14	1:54.264	30.874	225	40.978	208	42.412		250
4	1:50.045	32.444	221	42.182	221	35.419	239	245	15	6:32.866	5:13.309	223	42.555	216	37.002	239	
5	1:48.425	31.324	224	41.760	221	35.341	239	250	16	1:46.053	31.029	224	40.382	223	34.642	240	250
6	1:47.530	31.829	224	40.910	220	34.791	240	250	17	1:56.190	30.920	<b>225</b>	40.628	219	44.642		251
7	1:46.807	31.297	224	40.541	223	34.969	<b>242</b>	251	18	7:37.295	6:17.096	222	44.856	220	35.343	238	
8	1:50.610	31.629	224	43.208	221	35.773	239	<b>253</b>	19	1:46.078	31.044	223	40.520	222	34.514	238	249
9	1:46.624	31.167	224	40.603	223	34.854	239	250	20	1:45.373	30.584	224	<b>40.296</b>	223	34.493	240	249
10	1:48.087	30.982	225	40.482	223	36.623	240	250	21	<b>1:45.099</b>	<b>30.562</b>	225	40.302	<b>224</b>	<b>34.235</b>	240	251
11	1:55.226	31.673	224	40.825	221	42.728		251	22	1:59.466	31.037	217	42.266	205	46.163		251



# ADAC GT Masters

## Lap analysis Free Practice 2

Provisional



Lausitzring, Length: 4534 m

Air temperature: 22.8°C

Track temperature: 23.4°C

Weather condition: Wet



Reg. Nr.: 259/2012

Friday 24.8.2012 11:55



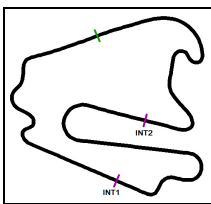
Lap	Time	SE1	SP1	SE2	SP2	SE3	SP3	TSP	Lap	Time	SE1	SP1	SE2	SP2	SE3	SP3	TSP
<b>28</b>	Diego Alessi, ITA/ Daniel Keilwitz, DEU								<b>theoretical besttime: 1:47.058</b>								
1	5:34.428	3:48.146	212	54.465	152	51.817			5	<b>1:47.868</b>	31.660	225	<b>40.872</b>	<b>223</b>	<b>35.336</b>	<b>240</b>	251
2	2:50.909	1:09.555	187	49.139	176	52.215			6	2:05.039	<b>30.850</b>	<b>226</b>	45.060	195	49.129		<b>252</b>
3	6:12.130	4:47.270	216	46.821	204	38.039	232		7	12:20.432	10:39.325	222	47.731	132	53.376		
4	2:04.469	33.995	175	49.720	153	40.754	240	216									

<b>29</b>	Robert Renauer, DEU/ Nicolas Armindo, FRA								<b>theoretical besttime: 1:44.675</b>								
1	14:03.831	12:34.184	143	49.494	159	40.153	239		12	1:45.284	<b>30.259</b>	224	40.721	223	34.304	241	251
2	1:57.532	34.053	221	44.876	184	38.603	237	244	13	<b>1:45.161</b>	30.443	223	40.245	224	34.473	241	252
3	1:52.649	34.543	218	42.456	197	35.650	240	233	14	1:56.267	30.478	224	41.416	221	44.373		251
4	1:48.823	30.705	222	42.596	221	35.522	239	251	15	4:16.220	3:00.397	223	41.070	221	34.753	240	
5	1:46.129	30.566	223	40.958	213	34.605	241	250	16	1:45.723	30.695	224	40.441	224	34.587	240	250
6	1:46.287	30.941	223	40.775	221	34.571	241	251	17	1:46.070	30.608	225	40.745	<b>226</b>	34.717	241	250
7	1:45.912	30.668	223	40.753	222	34.491	240	251	18	1:46.838	31.881	224	40.435	224	34.522	242	251
8	2:02.398	30.513	223	47.900	217	43.985		251	19	1:45.701	30.680	225	40.469	225	34.552	241	251
9	7:55.206	6:37.592	220	41.207	188	36.407	239		20	1:48.161	30.869	<b>226</b>	41.362	222	35.930	<b>243</b>	251
10	1:45.986	30.816	222	40.819	216	34.351	240	248	21	1:45.198	30.645	<b>226</b>	<b>40.191</b>	225	34.362	242	<b>253</b>
11	1:45.274	30.489	224	40.560	225	<b>34.225</b>	241	251	22	1:53.880	30.854	225	40.735	224	42.291		252

<b>31</b>	Tobias Schulze, DEU/ Michael Schulze, DEU								<b>theoretical besttime: 1:47.357</b>								
1	23:50.772	22:28.048	198	46.067	211	36.657	229		11	3:12.780	1:55.951	212	41.396	215	35.433	229	
2	1:49.331	32.158	214	41.648	214	35.525	<b>230</b>	238	12	1:48.725	31.455	215	42.094	216	35.176	229	238
3	1:48.981	31.660	214	41.576	215	35.745	229	238	13	1:48.880	31.747	214	41.754	214	35.379	229	238
4	1:48.600	31.577	214	41.453	215	35.570	229	238	14	1:47.593	31.424	214	41.028	216	<b>35.141</b>	229	238
5	2:04.086	31.747	208	42.371	198	49.968		238	15	1:49.569	32.876	<b>216</b>	<b>40.965</b>	<b>218</b>	35.728	229	238
6	6:01.621	4:42.789	212	42.520	180	36.312	230		16	1:48.233	31.646	214	41.252	216	35.335	229	239
7	1:49.275	32.264	214	41.498	215	35.513	229	<b>240</b>	17	<b>1:47.557</b>	31.314	216	41.027	216	35.216	229	239
8	1:48.514	31.726	213	41.202	216	35.586	229	239	18	1:47.790	<b>31.251</b>	215	41.170	212	35.369	228	240
9	1:48.394	31.363	214	41.367	214	35.664	229	239	19	1:56.489	32.413	215	41.349	217	42.727		235
10	2:02.410	31.687	216	45.816	174	44.907		239									

<b>33</b>	Kristian Poulsen, DEN/ Christoffer Nygaard, DEN								<b>theoretical besttime: 1:45.732</b>								
1	3:28.752	1:34.258	140	1:03.308	47	51.186	114		13	1:46.856	31.337	219	40.403	221	35.116	236	245
2	2:36.457	47.014	141	1:00.912	62	48.531	82	164	14	1:58.086	31.321	219	40.774	219	45.991		246
3	2:39.038	45.334	124	1:00.307	128	53.397		148	15	6:10.053	4:53.742	219	41.398	219	34.913	235	
4	7:25.386	6:00.328	203	47.354	210	37.704	230		16	1:46.849	31.670	219	40.553	220	<b>34.626</b>	235	246
5	1:49.595	32.098	219	41.842	216	35.655	235	241	17	1:46.465	<b>30.984</b>	220	40.766	221	34.715	235	245
6	1:49.783	31.696	176	42.624	218	35.463	235	246	18	1:46.972	31.277	221	40.764	222	34.931	236	246
7	1:48.221	31.933	221	41.364	218	34.924	235	246	19	1:56.818	32.572	<b>222</b>	41.606	221	42.640		246
8	1:47.640	31.586	219	41.046	218	35.008	236	246	20	4:27.858	3:01.218	131	48.778	215	37.862	235	
9	1:47.585	31.430	220	40.957	220	35.198	235	246	21	1:48.424	32.184	221	40.548	222	35.692	<b>237</b>	245
10	1:47.625	31.797	220	40.710	220	35.118	235	246	22	<b>1:46.005</b>	31.088	222	<b>40.122</b>	<b>223</b>	34.795	235	<b>247</b>
11	1:57.905	32.529	218	41.480	219	43.896		246	23	1:53.003	31.044	220	40.173	223	41.786		245
12	7:17.817	6:01.927	217	41.140	219	34.750	234										

<b>34</b>	Max Sandritter, DEU/ Philip Geipel, DEU								<b>theoretical besttime: 1:47.350</b>								
1	2:54.879	1:14.465	128	54.212	135	46.202	164		13	<b>1:47.750</b>	31.430	228	41.223	226	35.097	244	256
2	2:09.182	38.972	216	49.284	202	40.926	235	172	14	1:49.397	<b>31.351</b>	228	41.647	226	36.399	245	255
3	2:04.312	36.159	220	47.461	207	40.692	236	246	15	1:54.532	31.361	228	41.051	228	42.120		256
4	2:01.903	35.176	220	46.422	208	40.305	237	246	16	6:18.661	4:54.772	142	47.512	219	36.377	242	
5	2:14.243	37.660	206	47.631	198	48.952		230	17	1:49.822	32.168	227	42.199	226	35.455	244	254
6	4:14.770	2:53.097	151	45.991	216	35.682	242		18	1:48.186	31.812	228	41.405	225	<b>34.969</b>	245	255
7	1:48.370	31.808	227	41.405	224	35.157	245	254	19	1:48.689	31.776	227	41.582	226	35.331	245	256
8	1:49.094	31.893	198	41.997	224	35.204	<b>246</b>	257	20	1:47.758	31.467	229	41.043	227	35.248	245	257
9	1:48.888	32.451	229	41.342	226	35.095	245	<b>259</b>	21	1:55.121	31.354	228	41.263	226	42.504		256
10	1:55.120	31.509	227	41.445	227	42.166		256	22	3:58.847	2:40.063	172	43.058	226	35.726	245	
11	3:24.085	2:07.612	228	41.419	227	35.054	244		23	1:48.924	31.558	228	41.254	227	36.112	245	255
12	1:48.147	31.643	<b>229</b>	41.375	227	35.129	244	256	24	1:54.008	31.354	229	<b>41.030</b>	<b>228</b>	41.624		257



# ADAC GT Masters

## Lap analysis Free Practice 2



Provisional

Lausitzring, Length: 4534 m

Air temperature: 22.8°C

Track temperature: 23.4°C

Weather condition: Wet



Reg. Nr.: 259/2012

Friday 24.8.2012 11:55

**ADAC Masters  
Weekend**

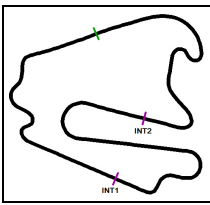
Lap	Time	SE1	SP1	SE2	SP2	SE3	SP3	TSP	Lap	Time	SE1	SP1	SE2	SP2	SE3	SP3	TSP
<b>36 Christian Engelhart, DEU/ Nick Tandy, GBR</b>									<b>theoretical besttime: 1:44.843</b>								
1	15:42.408	14:23.080	215	43.928	220	35.400	242		11	1:46.065	30.990	224	40.486	223	34.589	242	253
2	1:45.895	31.334	224	40.519	224	<b>34.042</b>	243	252	12	1:45.818	30.936	226	40.556	223	34.326	242	252
3	1:46.021	31.042	226	40.430	223	34.549	243	254	13	1:54.607	30.681	226	42.244	222	41.682		252
4	1:56.572	30.901	225	41.305	201	44.366		254	14	6:21.062	5:05.613	223	40.925	224	34.524	241	
5	5:06.180	3:46.985	222	40.380	220	38.815	242		15	1:45.744	30.742	225	40.806	224	34.196	243	252
6	1:45.461	30.729	225	40.415	225	34.317	242	252	16	1:48.892	30.665	<b>226</b>	42.888	224	35.339	243	254
7	<b>1:44.884</b>	<b>30.501</b>	225	<b>40.300</b>	225	34.083	243	252	17	1:50.907	30.763	226	41.304	225	38.840	243	253
8	2:04.224	38.248	224	43.302	210	42.674		254	18	1:45.493	30.601	226	40.547	<b>226</b>	34.345	<b>244</b>	254
9	6:09.330	4:52.617	223	41.643	210	35.070	240		19	2:04.990	34.800	210	43.962	193	46.228		<b>255</b>
10	1:47.278	32.053	224	40.561	223	34.664	242	250									

Lap	Time	SE1	SP1	SE2	SP2	SE3	SP3	TSP	Lap	Time	SE1	SP1	SE2	SP2	SE3	SP3	TSP
<b>38 Jesse Krohn, FIN/ Nicolas Verdonck, BEL</b>									<b>theoretical besttime: 1:44.210</b>								
1	3:19.531	1:31.542	165	58.499	164	49.490	207		14	4:24.682	3:07.721		41.790	219	35.171	236	
2	2:14.808	40.313	212	51.846	187	42.649	226	212	15	1:46.295	31.120	222	40.478	223	34.697	236	246
3	2:04.152	37.118	215	46.859	195	40.175	234	237	16	1:45.598	30.945	219	40.125	221	34.528	236	246
4	2:03.919	34.410	217	44.289	212	45.220		245	17	1:54.251	30.370		41.070	222	42.811		246
5	2:59.635	1:38.079	216	44.815	213	36.741	234		18	4:41.799	3:24.249	217	42.270	220	35.280	236	
6	1:48.382	31.752	221	41.727	217	34.903	235	243	19	1:45.271	30.313		40.551	223	34.407	235	<b>249</b>
7	1:48.166	31.440	220	41.807	219	34.919	234	246	20	1:44.662	30.527	221	39.939	223	<b>34.196</b>	236	247
8	1:55.639	30.765		41.808	219	43.066		247	21	<b>1:44.654</b>	<b>30.136</b>		40.251	223	34.267	236	246
9	5:13.575	3:50.209	209	46.830	214	36.536	233		22	1:53.672	30.777	<b>223</b>	40.537	218	42.358		245
10	1:48.304	31.556		41.398	220	35.350	235	245	23	4:28.534	3:13.049	220	40.718	221	34.767	236	
11	1:48.162	31.680	1	41.343	218	35.139	234	246	24	1:45.293	31.028	221	<b>39.878</b>	<b>225</b>	34.387	<b>239</b>	247
12	1:46.730	31.088	1	40.840	223	34.802	235	247	25	1:45.503	30.586		40.526	225	34.391	238	248
13	2:02.637	36.169	1	42.910	218	43.558		246	26	1:51.557	30.305	1	40.717	223	40.535		250

Lap	Time	SE1	SP1	SE2	SP2	SE3	SP3	TSP	Lap	Time	SE1	SP1	SE2	SP2	SE3	SP3	TSP
<b>40 Christian Mamerow, DEU/ Christopher Haase, DEU</b>									<b>theoretical besttime: 1:44.683</b>								
1	2:20.151	50.927	210	48.687	199	40.537	227		14	3:32.358	2:09.203	191	46.921	186	36.234	230	
2	2:03.597	36.440	213	47.172	208	39.985	229	237	15	1:48.024	31.997	215	41.342	215	34.685	234	242
3	2:02.673	36.343	215	46.655	211	39.675	230	239	16	1:46.443	31.194	218	40.646	218	34.603	234	243
4	2:00.651	35.658	214	46.051	210	38.942	229	240	17	1:46.908	30.643	219	41.641	215	34.624	235	244
5	2:09.236	35.508	213	46.564	208	47.164		239	18	1:45.336	30.623	218	40.094	218	34.619	235	245
6	6:13.735	4:40.469	208	48.785	80	44.481	231		19	1:47.315	31.070	216	41.445	218	34.800	236	244
7	1:47.328	31.513	217	40.894	217	34.921	233	242	20	2:30.715	31.134	218				230	245
8	1:46.246	31.155	216	40.519	218	34.572	233	243	21	1:46.407	31.235	219	40.469	218	34.703	235	242
9	1:45.869	30.932	218	40.354	219	34.583	234	244	22	1:45.298	30.450	219	40.353	220	34.495	236	244
10	1:54.755	31.169	219	40.826	218	42.760		244	23	1:49.438	31.602	214	42.266	219	35.570	235	245
11	8:12.613	6:54.092	214	41.697	197	36.824	233		24	1:46.984	30.512	221	41.565	219	34.907	<b>237</b>	245
12	1:45.510	30.661	220	40.450	219	<b>34.399</b>	235	244	25	<b>1:44.950</b>	30.423	220	<b>39.945</b>	<b>220</b>	34.582	236	<b>247</b>
13	1:54.231	30.961	219	40.511	217	42.759		246	26	1:46.152	<b>30.339</b>	<b>222</b>					245

Lap	Time	SE1	SP1	SE2	SP2	SE3	SP3	TSP	Lap	Time	SE1	SP1	SE2	SP2	SE3	SP3	TSP
<b>41 Jeroen den Boer, NLD/ Simon Knap, NLD</b>									<b>theoretical besttime: 1:44.967</b>								
1	5:56.371	4:13.667	111	58.978	170	43.726	223		15	3:09.819	1:52.654	198	41.692	214	35.473	230	
2	2:06.892	37.925	209	48.102	207	40.865	224	223	16	1:47.481	31.226	215	41.341	215	34.914	231	240
3	2:03.020	36.012	210	47.261	210	39.747	225	234	17	1:47.199	31.147	215	41.229	216	34.823	230	241
4	2:00.715	35.404	210	46.486	209	38.825	225	235	18	1:46.528	31.344	215	40.488	217	34.696	231	240
5	2:13.486	36.662	209	47.032	209	49.792		236	19	1:46.281	30.873	216	40.598	217	34.810	232	241
6	4:55.469	3:29.026	183	48.291	212	38.152	228		20	1:53.865	31.097	216	40.523	218	42.245		241
7	1:53.605	33.636	213	43.090	214	36.879	229	238	21	5:37.212	4:12.213	108	44.984	173	40.015	229	
8	1:50.239	32.188	213	42.844	216	35.207	230	239	22	1:49.070	31.663	211	41.170	217	36.237	230	238
9	1:47.741	31.343	215	41.370	216	35.028	230	239	23	1:46.075	30.892	216	40.340	218	34.843	230	239
10	1:47.056	31.065	215	40.913	218	35.078	231	240	24	1:45.657	30.712	<b>217</b>	40.209	220	34.736	<b>232</b>	240
11	1:49.031	32.795	216	40.850	220	35.386	231	241	25	1:51.759	31.059	<b>217</b>	45.940	219	34.760	231	<b>243</b>
12	1:47.452	31.574	215	40.838	217	35.040	230	241	26	<b>1:44.967</b>	<b>30.400</b>	<b>217</b>	<b>40.149</b>	<b>220</b>	<b>34.418</b>	231	241
13	1:49.365	31.141	216	41.249	218	36.975	232	240	27	1:57.317	33.681	205	40.478	220	43.158		241
14	1:58.711	31.552	216	42.292	213	44.867		241									





# ADAC GT Masters

## Lap analysis Free Practice 2

Provisional



Lausitzring, Length: 4534 m

Air temperature: 22.8°C

Track temperature: 23.4°C

Weather condition: Wet



Reg. Nr.: 259/2012

Friday 24.8.2012 11:55

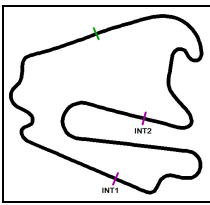
**ADAC Masters  
Weekend**

Lap	Time	SE1	SP1	SE2	SP2	SE3	SP3	TSP	Lap	Time	SE1	SP1	SE2	SP2	SE3	SP3	TSP
<b>42 Karl Wendlinger, AUT/ Jan Seyffarth, DEU</b>									<b>theoretical besttime: 1:45.584</b>								
1	16:38.373	15:12.428	171	47.133	208	38.812	205		12	1:46.570	31.118	216	40.706	218	34.746	232	242
2	1:50.496	33.129	214	41.756	215	35.611	231	219	13	1:50.631	31.029	217	42.043	182	37.559	232	242
3	1:47.603	31.242	216	40.981	216	35.380	231	240	14	1:46.372	30.999	217	40.652	218	34.721	<b>233</b>	242
4	1:57.319	31.114	217	41.671	214	44.534		241	15	1:55.370	32.124	151	46.050	197	37.196	232	<b>243</b>
5	6:12.496	4:46.334	192	46.705	206	39.457	208		16	1:46.921	31.166	216	41.052	218	34.703	232	241
6	2:03.923	41.504	121	46.136	216	36.283	231	204	17	1:46.948	<b>30.831</b>	217	40.748	217	35.369	232	242
7	1:50.461	31.418	217	40.718	181	38.325	231	241	18	1:50.098	30.955	217	41.294	198	37.849	232	242
8	1:46.397	31.359	217	<b>40.205</b>	218	34.833	232	241	19	1:46.169	30.880	218	40.626	219	34.663	232	242
9	1:46.721	31.026	218	40.589	219	35.106	232	242	20	<b>1:45.974</b>	30.919	<b>218</b>	40.507	<b>220</b>	<b>34.548</b>	232	242
10	1:57.226	31.307	216	40.589	217	45.330		242	21	2:00.743	31.850	217	42.647	216	46.246		243
11	7:05.496	5:48.363	216	41.908	218	35.225	232										

Lap	Time	SE1	SP1	SE2	SP2	SE3	SP3	TSP	Lap	Time	SE1	SP1	SE2	SP2	SE3	SP3	TSP
<b>43 Gottfried Grasser, AUT/ Carsten Seifert, DEU</b>									<b>theoretical besttime: 1:47.231</b>								
1	10:11.072	8:19.347	109	1:03.865	155	47.860	192		11	3:08.822	<b>31.078</b>	222	41.422	220	1:56.322	209	246
2	2:06.408	37.887	199	48.891	194	39.630	227	198	12	1:59.837	33.380	219	41.714	217	44.743		216
3	1:56.249	34.211	218	45.108	211	36.930	233	233	13	4:48.474	3:29.476	216	43.096	216	35.902	234	
4	1:52.295	32.540	220	43.248	215	36.507	236	243	14	1:48.543	31.675	220	41.677	220	35.191	236	244
5	1:51.135	32.177	220	42.591	216	36.367	235	245	15	1:48.090	31.728	222	41.174	219	35.188	237	242
6	1:51.425	31.947	207	43.114	213	36.364	234	245	16	2:00.197	31.265	221	42.663	152	46.269		246
7	1:51.747	32.043	221	43.992	219	35.712	236	234	17	5:24.836	4:08.067	220	41.476	<b>221</b>	35.293	235	
8	1:47.999	31.353	222	41.197	219	35.449	237	246	18	<b>1:47.511</b>	31.358	222	<b>41.048</b>	218	<b>35.105</b>	235	245
9	1:56.375	31.748	<b>224</b>	41.892	220	42.735		<b>247</b>	19	2:17.477	31.281	222	1:06.184	212	40.012	<b>237</b>	244
10	3:55.826	2:38.301	214	42.361	220	35.164	236										

Lap	Time	SE1	SP1	SE2	SP2	SE3	SP3	TSP	Lap	Time	SE1	SP1	SE2	SP2	SE3	SP3	TSP
<b>44 Jan Stovicek, CZE/ Erik Janis, CZE</b>									<b>theoretical besttime: 1:44.480</b>								
1	4:49.111	2:53.350	128	1:05.936	123	49.825	214		14	1:48.440	31.683	221	41.417	218	35.340	237	247
2	2:12.038	38.377	213	49.148	207	44.513	221	216	15	2:03.199	31.644	221	42.969	217	48.586		<b>248</b>
3	2:08.584	37.362	214	48.760	185	42.462	221	225	16	5:46.954	4:25.461	171	45.791	218	35.702	235	
4	2:05.008	37.241	213	47.310	210	40.457	219	227	17	2:01.533	31.697	221	41.744	218	48.092		246
5	2:01.957	35.435	215	46.688	210	39.834	221	225	18	2:06.245	48.576	219	41.924	218	35.745	236	
6	2:13.627	35.469	214	46.410	210	51.748		226	19	1:48.395	31.551	221	41.589	219	35.255	236	246
7	5:37.063	4:06.177	170	50.102	165	40.784	227		20	2:01.507	34.864	218	41.891	220	44.752		246
8	1:56.203	34.598	168	43.590	218	38.015	231	239	21	3:25.975	2:10.133	219	41.210	220	34.632	238	
9	1:49.852	32.229	220	42.084	218	35.539	236	243	22	1:45.289	30.621	222	40.200	<b>224</b>	34.468	237	248
10	1:51.707	31.872	220	41.788	219	38.047	236	247	23	1:45.169	30.560	222	40.103	222	34.506	237	248
11	1:48.979	31.834	220	41.406	220	35.739	236	247	24	<b>1:44.710</b>	30.368	222	<b>40.096</b>	221	<b>34.246</b>	<b>238</b>	248
12	1:49.850	31.980	220	41.451	215	36.419	235	248	25	1:44.737	<b>30.138</b>	<b>223</b>	40.285	220	34.314	237	248
13	1:48.421	31.373	221	40.946	220	36.102	235	247	26	2:00.859	33.638	182	43.045	208	44.176		247

Lap	Time	SE1	SP1	SE2	SP2	SE3	SP3	TSP	Lap	Time	SE1	SP1	SE2	SP2	SE3	SP3	TSP
<b>51 Christoph Schrenzenmeier, DEU/ Norbert Janz, DEU</b>									<b>theoretical besttime: 1:47.195</b>								
1	7:40.984	6:04.950	168	52.226	179	43.808	225		9	3:38.402	2:18.038	201	44.835	219	35.529	239	
2	2:17.694	35.902	217	49.376	190	52.416		235	10	<b>1:47.204</b>	<b>31.370</b>	<b>224</b>	41.173	221	<b>34.661</b>	237	<b>251</b>
3	4:01.021	2:30.619	195	50.549	184	39.853	228		11	1:51.577	31.480	222	43.487	221	36.610	241	249
4	1:54.401	33.156	220	44.608	217	36.637	239	240	12	1:47.602	31.467	223	<b>41.164</b>	<b>223</b>	34.971	239	250
5	1:49.782	31.806	220	42.474	217	35.502	239	251	13	2:04.471	33.188	222	46.205	215	45.078		250
6	1:51.621	32.575	222	43.381	218	35.665	238	249	14	5:04.172	3:44.925	219	42.918	220	36.329	239	
7	1:48.604	31.782	222	41.820	219	35.002	240	250	15	1:48.682	31.692	222	41.747	219	35.243	<b>241</b>	250
8	2:02.899	31.524	223	43.595	212	47.780		250	16		32.661	223	42.317	220			251



# ADAC GT Masters

## Vmax list Free Practice 2

Provisional



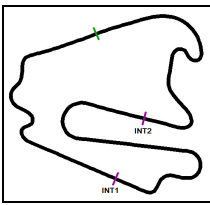
Lausitzring, Length: 4534 m  
Air temperature: 22.7°C  
Track temperature: 23.4°C  
Weather condition: Wet

**DMSB** Deutscher Motor Sport Bund e.V. Reg. Nr.: 259/2012

Friday 24.8.2012 11:55

**ADAC Masters  
Weekend**

Nr	Team, Car, Driver, Nat	Top speed
34	<b>YACO Racing powered by Jochen Schweizer, Chevrolet Ca</b> Sandritter Max , DEU Geipel Philip , DEU	258,68 km/h
26	<b>Team GT 3 Kasko, Porsche 911 GT3 R</b> Bourdeaux Rene , DEU Renauer Alfred , DEU	256,35 km/h
36	<b>Team Geyer&amp;Weinig EDV Schütz Motorsport, Porsche 911 (</b> Engelhart Christian , DEU Tandy Nick , GBR	254,90 km/h
6	<b>Farnbacher ESET Racing, Porsche 911 GT3 R</b> Farnbacher Mario , DEU Kentenich Niclas , DEU	254,72 km/h
15	<b>FACH AUTO TECH, Porsche 911 GT3 R</b> Dolenc Swen , DEU Ragginger Martin , AUT	253,52 km/h
25	<b>Team GT 3 Kasko, Porsche 911 GT3 R</b> Engelhardt Georg , DEU Seefried Marco , DEU	252,57 km/h
27	<b>Callaway Competition, Corvette Z06.R GT3</b> Wirth Andreas , DEU Frentzen Heinz-Harald , DEU	252,51 km/h
29	<b>FROGREEN CO2 neutral, Porsche 911 GT3 R</b> Renauer Robert , DEU Armindo Nicolas , FRA	252,51 km/h
16	<b>FACH AUTO TECH, Porsche 911 GT3 R</b> Gugger Andrina , CHE Klohs Otto , DEU	251,98 km/h
18	<b>Callaway Competition, Corvette Z06.R GT3</b> Seiler Toni , CHE Kechele Frank , DEU	251,92 km/h
28	<b>Callaway Competition, Corvette Z06.R GT3</b> Alessi Diego , ITA Keilwitz Daniel , DEU	251,69 km/h
51	<b>Team GT 3 Kasko, Porsche 911 GT3 R</b> Schrezenmeier Christoph , DEU Janz Norbert , DEU	251,34 km/h
17	<b>Callaway Competition, Corvette Z06.R GT3</b> Lips Remo , CHE Schmickler Frank , DEU	251,22 km/h
4	<b>kfzteile24 MS RACING Team, Mercedes Benz AMG SLS GT3</b> Dobitsch Daniel , AUT Stoll Florian , DEU	250,81 km/h



# ADAC GT Masters

## Vmax list Free Practice 2

Provisional



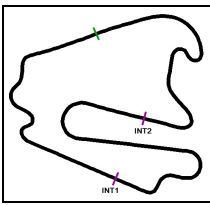
Lausitzring, Length: 4534 m  
Air temperature: 22.7°C  
Track temperature: 23.4°C  
Weather condition: Wet

**DMSB** Reg. Nr.: 259/2012  
Deutscher Motor Sport Bund e.V.

Friday 24.8.2012 11:55

**ADAC Masters  
Weekend**

Nr	Team, Car, Driver, Nat	Top speed
2	<b>Liqui Moly Team Engstler, BMW Alpina B6 GT3</b> Spengler Florian , DEU Leidinger Johannes , DEU	249,65 km/h
5	<b>kfzteile24 MS RACING Team, Mercedes Benz AMG SLS GT3</b> Asch Sebastian , DEU Götz Maximilian , DEU	249,48 km/h
8	<b>Heico Motorsport, Mercedes Benz AMG SLS GT3</b> Baumann Dominik , AUT Proczyk Harald , AUT	249,31 km/h
9	<b>HEICO Junior Team, Mercedes Benz AMG SLS GT3</b> Buhk Maximilian , DEU Simonsen Andreas , SWE	249,14 km/h
38	<b>Lambda Performance, Ford GT GT3</b> Krohn Jesse , FIN Verdonck Nicolas , BEL	248,85 km/h
44	<b>HEICO-GRAVITY CHAROUZ TEAM, Mercedes Benz AMG SL</b> Stovicek Jan , CZE Janis Erik , CZE	248,33 km/h
10	<b>Schöner Wohnen Polarweiss Team HEICO, Mercedes Benz</b> Arnold Lance David , DEU Margaritis Alexandros , GRC	248,10 km/h
1	<b>ALPINA, BMW Alpina B6 GT3</b> Lunardi Dino , FRA Martin Maxime , BEL	247,82 km/h
7	<b>Heico Motorsport, Mercedes Benz AMG SLS GT3</b> Frankenhout Christiaan , NLD Heyer Kenneth , DEU	247,08 km/h
33	<b>Young Driver AMR, Aston Martin V12 Vantage GT3</b> Poulsen Kristian , DEN Nygaard Christoffer , DEN	247,08 km/h
43	<b>GRT Grasser Racing Team, Lamborghini Gallardo LP600+</b> Grasser Gottfried , AUT Seifert Carsten , DEU	246,74 km/h
40	<b>MAMEROW Racing, AUDI R8 LMS ultra</b> Mamerow Christian , DEU Haase Christopher , DEU	246,63 km/h
14	<b>MRS GT-Racing, McLaren MP4-12C GT3</b> Barth Fredy , CHE Ott Christian , DEU	246,13 km/h
11	<b>Team rhino's Leipert Motorsport, Lamborghini Gallardo LP</b> Bader Raffael , CHE Mengesdorf David , DEU	245,51 km/h



# ADAC GT Masters

## Vmax list Free Practice 2

Provisional



Lausitzring, Length: 4534 m  
Air temperature: 22.7°C  
Track temperature: 23.4°C  
Weather condition: Wet

**DMSB** Reg. Nr.: 259/2012  
Deutscher Motor Sport Bund e.V.

Friday 24.8.2012 11:55

**ADAC Masters  
Weekend**

Nr	Team, Car, Driver, Nat	Top speed
20	<b>Schubert Motorsport, BMW Z4 GT3</b> Hürtgen Claudia , DEU Schwager Dominik , DEU	244,29 km/h
23	<b>WestCoastRacing, BMW Z4 GT3</b> Lestrup Fredrik , SWE Öhlin Martin , SWE	243,85 km/h
42	<b>SMS Seyffarth Motorsport, Mercedes Benz AMG SLS GT3</b> Wendlinger Karl , AUT Seyffarth Jan , DEU	243,46 km/h
41	<b>DB Motorsport, BMW Z4 GT3</b> den Boer Jeroen , NLD Knap Simon , NLD	242,53 km/h
21	<b>Prosperia uhc speed, AUDI R8 LMS ultra</b> Sandström Edward , SWE Mies Christopher , DEU	242,42 km/h
31	<b>Schulze Motorsport, Nissan GT-R GT3</b> Schulze Tobias , DEU Schulze Michael , DEU	239,84 km/h
22	<b>Prosperia uhc speed, AUDI R8 LMS ultra</b> Tilke Carsten , DEU Abt Christian , DEU	233,11 km/h